



US00D904929S

(12) **United States Design Patent** (10) **Patent No.:** **US D904,929 S**
Simpson et al. (45) **Date of Patent:** **** Dec. 15, 2020**

(54) **CAR BODY FOR A RAIL VEHICLE**
(71) Applicant: **Bombardier Transportation GmbH**,
Berlin (DE)
(72) Inventors: **Neil Simpson**, Bazemont (FR);
Jonathan Woodward, Derby (GB);
David Gordon, Derby (GB); **Michael**
Sohn, Neuruppin (DE)

(**) Term: **15 Years**
(21) Appl. No.: **35/506,938**

(22) Filed: **Feb. 18, 2019**

(80) **Hague Agreement Data**

Int. Filing Date: **Feb. 18, 2019**
Int. Reg. No.: **DM/201470**
Int. Reg. Date: **Feb. 18, 2019**
Int. Reg. Pub. Date: **Jun. 21, 2019**

(30) **Foreign Application Priority Data**

Aug. 27, 2018 (EM) 005620788-0003

(51) **LOC (12) Cl.** **12-03**

(52) **U.S. Cl.**
USPC **D12/36**

(58) **Field of Classification Search**
USPC D12/36, 37, 40
CPC B61F 3/08; B61F 5/14; B61F 5/38
See application file for complete search history.

(56) **References Cited**

U.S. PATENT DOCUMENTS

D275,377 S * 9/1984 Lutz D12/40
D301,704 S * 6/1989 Groves D12/40

D331,033 S * 11/1992 Renfrew D12/40
5,170,715 A * 12/1992 Gran B60L 13/06
104/23.1
D421,581 S * 3/2000 Dimson D12/37
D498,705 S * 11/2004 Meissner D12/37
D499,047 S * 11/2004 Meissner D12/37
D596,988 S * 7/2009 Chomiak D12/36
D755,672 S * 5/2016 Joren D12/36
D758,243 S * 6/2016 Greenway D12/36
D758,244 S * 6/2016 Greenway D12/36
D758,920 S * 6/2016 Greenway D12/36
D822,541 S * 7/2018 De Colombel D12/36
D836,729 S * 12/2018 Lee D21/541
D867,208 S * 11/2019 Abe D12/36
D867,927 S * 11/2019 Bassfeld D12/40
D868,628 S * 12/2019 Lian D12/37
2018/0178813 A1 * 6/2018 Garza B61B 5/00

* cited by examiner

Primary Examiner — Darlington Ly
(74) *Attorney, Agent, or Firm* — Benoit & Côté Inc.

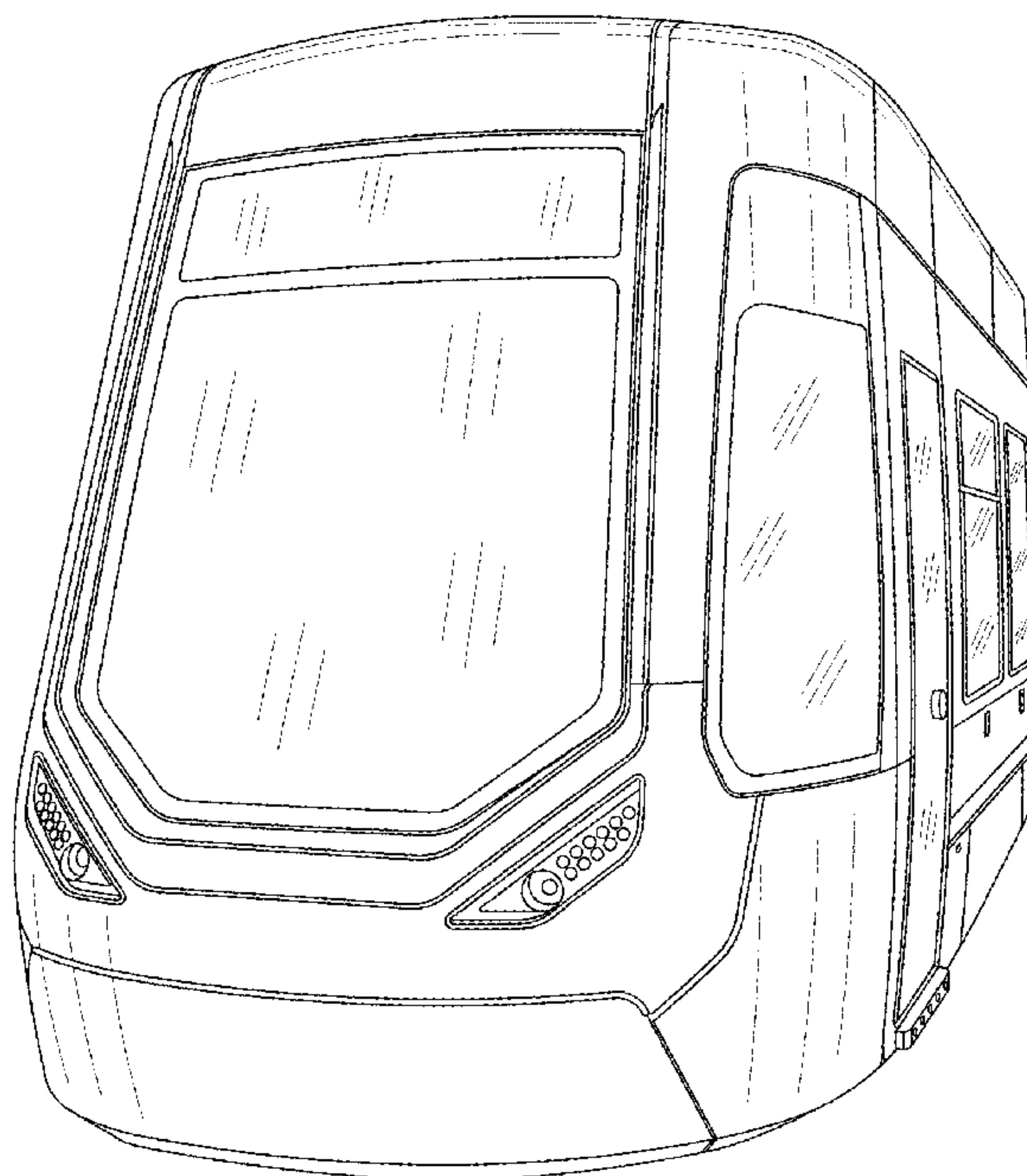
(57) **CLAIM**

The ornamental design for a car body for a rail vehicle, as shown and described.

DESCRIPTION

Figure 1.1 is a perspective view of a car body for a rail vehicle showing our new design;
Figure 1.2 is a front elevation view thereof;
Figure 1.5 is a left side elevation view thereof;
Figure 1.6 is a right side elevation view thereof; and
Figure 1.7 is a top plan view thereof.

1 Claim, 5 Drawing Sheets



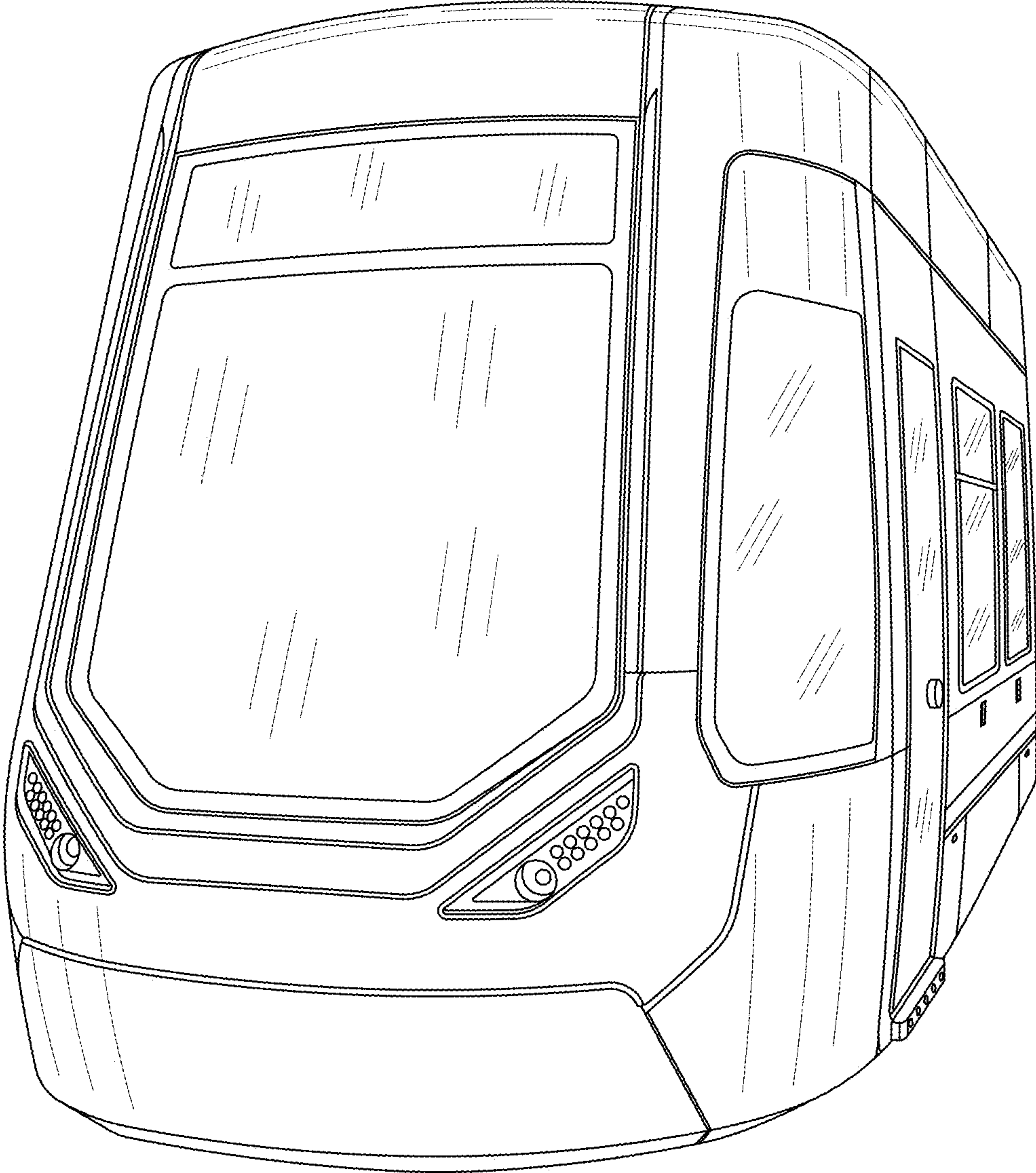


FIG. 1.1




FIG. 1.2

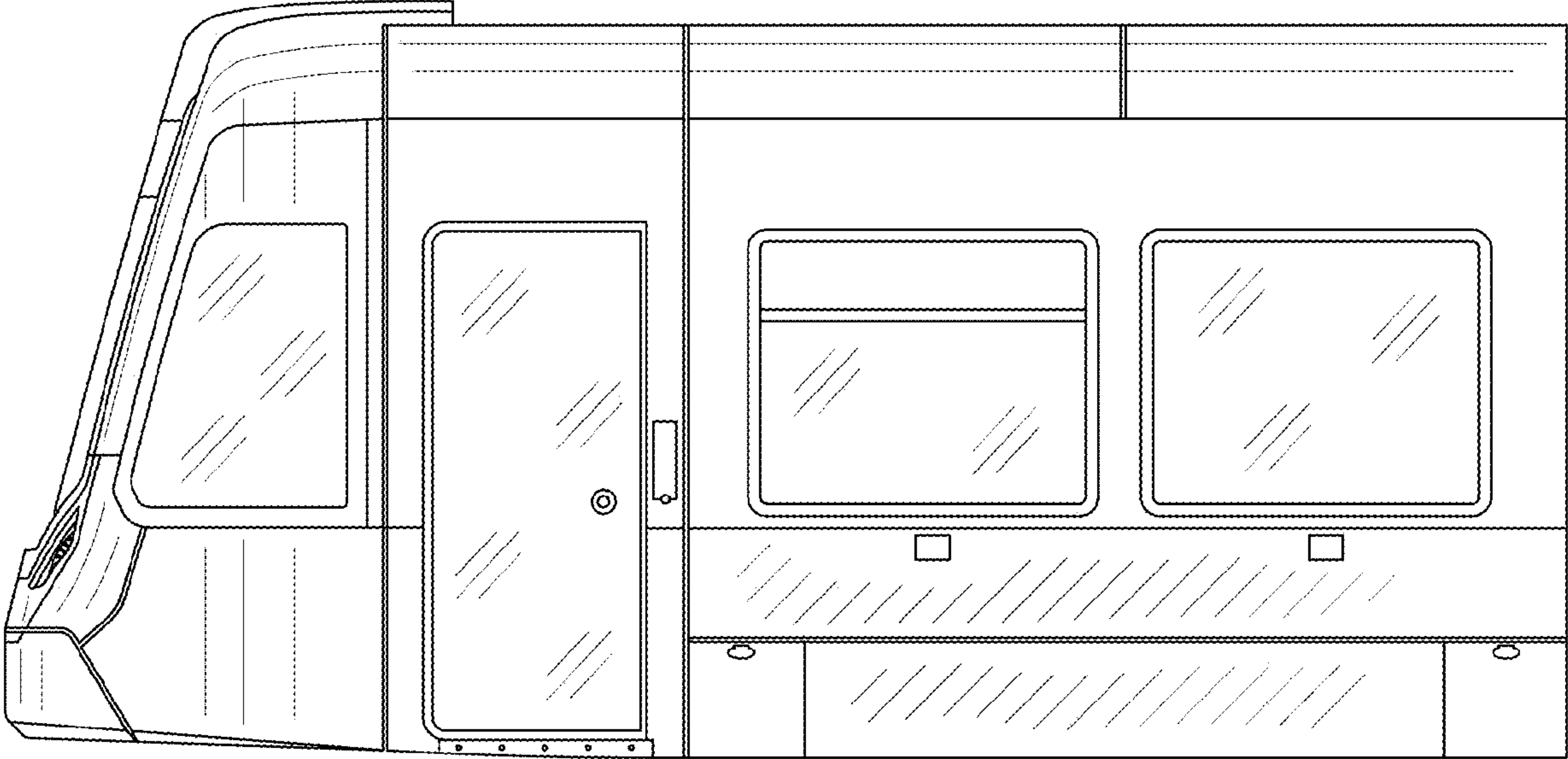


FIG. 1.5

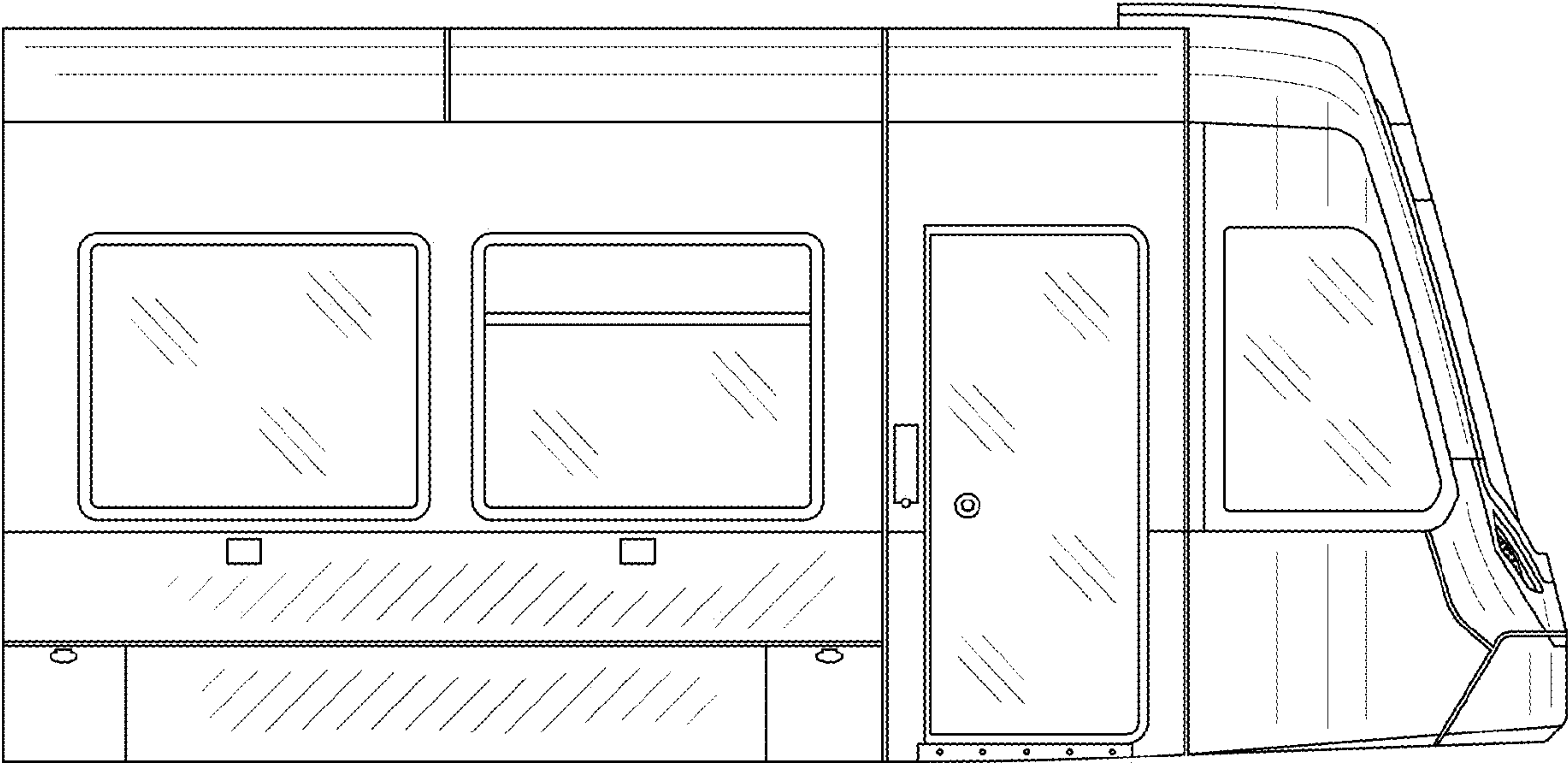


FIG. 1.6

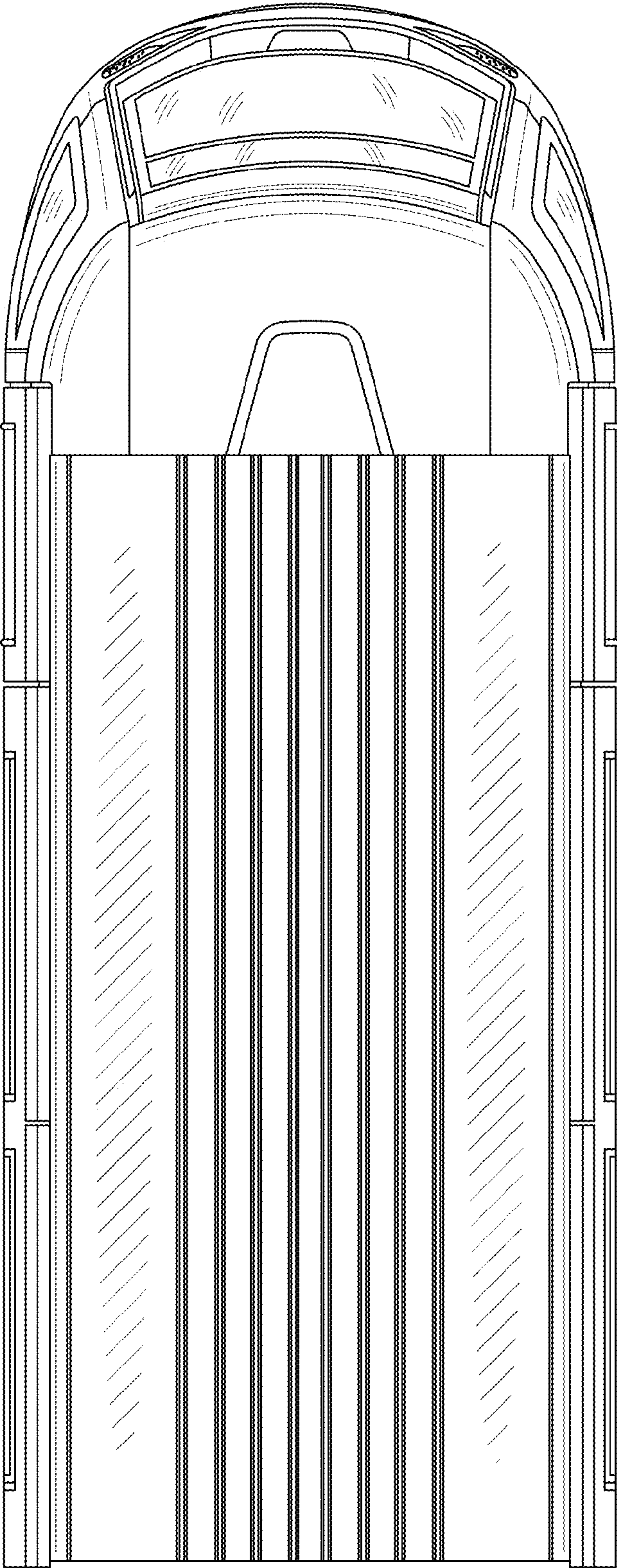


FIG. 1.7