



US00D904924S

(12) **United States Design Patent** (10) **Patent No.:** **US D904,924 S**
Della Valle (45) **Date of Patent:** **** Dec. 15, 2020**

(54) **CLASP FOR BAG** 652,249 A * 6/1900 Crossman E05B 67/00
70/20
(71) Applicant: **INTERBASIC HOLDING S.r.l.,** 1,861,263 A * 5/1932 Cole A44C 5/2004
Sant'Elpidio a Mare (IT) 70/20
(72) Inventor: **Diego Della Valle, Sant'Elpidio a Mare** D120,867 S * 6/1940 Lyon D3/233
(IT) D122,665 S * 9/1940 Fassnacht D3/211
D248,190 S * 6/1978 Motzer D3/207
(Continued)

(**) Term: **15 Years**

(21) Appl. No.: **35/506,920**

(22) Filed: **Dec. 31, 2018**

(80) **Hague Agreement Data**

Int. Filing Date: **Dec. 31, 2018**
Int. Reg. No.: **DM/201282**
Int. Reg. Date: **Dec. 31, 2018**
Int. Reg. Pub. Date: **Jun. 14, 2019**

(30) **Foreign Application Priority Data**

Jul. 2, 2018 (EM) 005352507

(51) **LOC (12) Cl.** **11-01**

(52) **U.S. Cl.**
USPC **D11/81**

(58) **Field of Classification Search**
USPC D11/1, 79, 80, 86, 220, 222, 81; D3/318,
D3/323, 324, 325, 232, 233, 234, 903;
D8/330, 331, 334, 335, 343
CPC A45C 1/00; A45C 13/00; A45C 13/001;
A45C 13/08; A45C 13/083; A45C
13/086; A45C 13/10; A45C 13/12; A45C
13/1076; A45C 13/1084; E05B 65/52;
E05B 65/5215; E05B 65/5207; E05B
65/48; E05B 65/50

See application file for complete search history.

(56) **References Cited**

U.S. PATENT DOCUMENTS

60,522 A * 12/1866 Jahne E05B 67/00
70/20
D25,664 S * 6/1896 Roche D8/334

FOREIGN PATENT DOCUMENTS

CN 3411434 * 4/2004
IN 270601 * 3/2015

(Continued)

OTHER PUBLICATIONS

Amazon, Vintage Diary Notebook Journal, posted Jul. 1, 2014, [online], [visited Apr. 10, 2020]. Internet, <URL: https://www.amazon.co.uk/Vintage-Coffce-Notebook-Journal-Notepad/dp/B00LF9OY6G/ref=olp_product_details?ie=UTF8&me=> (Year: 2014).*

Primary Examiner — George D. Kirschbaum
Assistant Examiner — Samantha N Wood


(57) **CLAIM**

The ornamental design for a clasp for bag, as shown and described.

DESCRIPTION

- 1. Clasp for bag
- 1.1 : Perspective
- 1.2 : Front
- 1.3 : Rear
- 1.4 : Side
- 1.5 : Side
- 1.6 : Top
- 1.7 : Bottom
- 1.8 : Perspective shown in an alternative configuration

(Continued)



The broken lines are included for the purpose of illustrating environmental structure and form no part of the claimed design.

1 Claim, 8 Drawing Sheets

(56) **References Cited**

U.S. PATENT DOCUMENTS


D265,778	S	*	8/1982	Brentini	D3/207
D535,548	S	*	1/2007	Lin	D8/331
D550,062	S	*	9/2007	Smaldone	D8/334
D569,621	S	*	5/2008	Morelli	D3/318
D615,899	S	*	5/2010	Sandberg	D11/1
D658,969	S	*	5/2012	Cooper	D8/334
D722,485	S	*	2/2015	Yong	D8/334
D762,512	S	*	8/2016	Della Valle	D11/81

FOREIGN PATENT DOCUMENTS


WO	WO-D062817-016	*	2/2003
WO	WO-D066470-017	*	2/2005

* cited by examiner

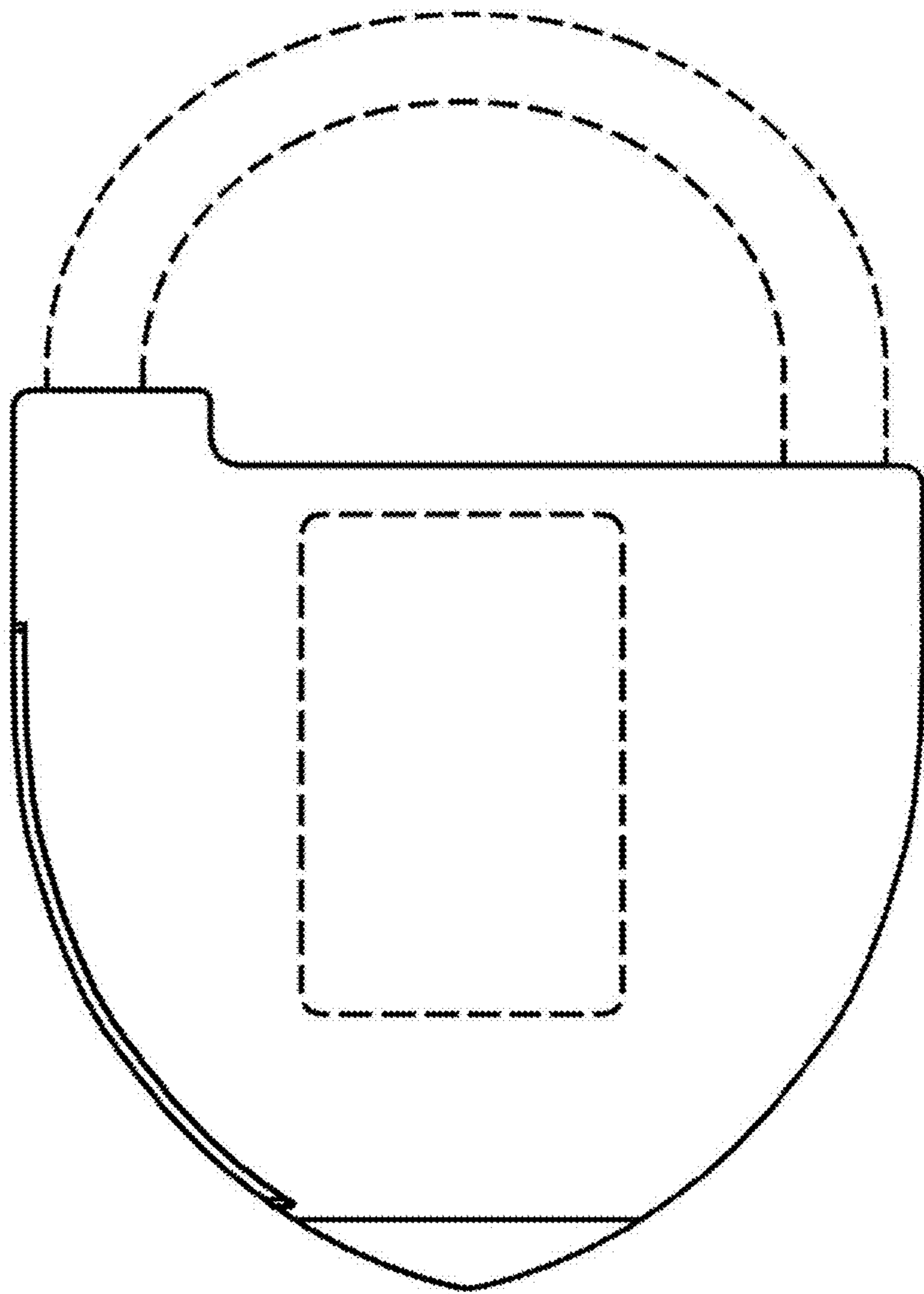
1.1



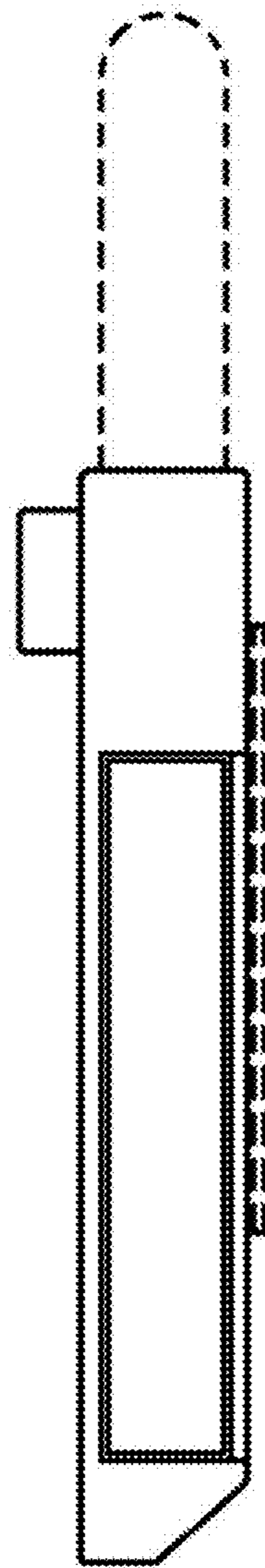
1.2




1.3



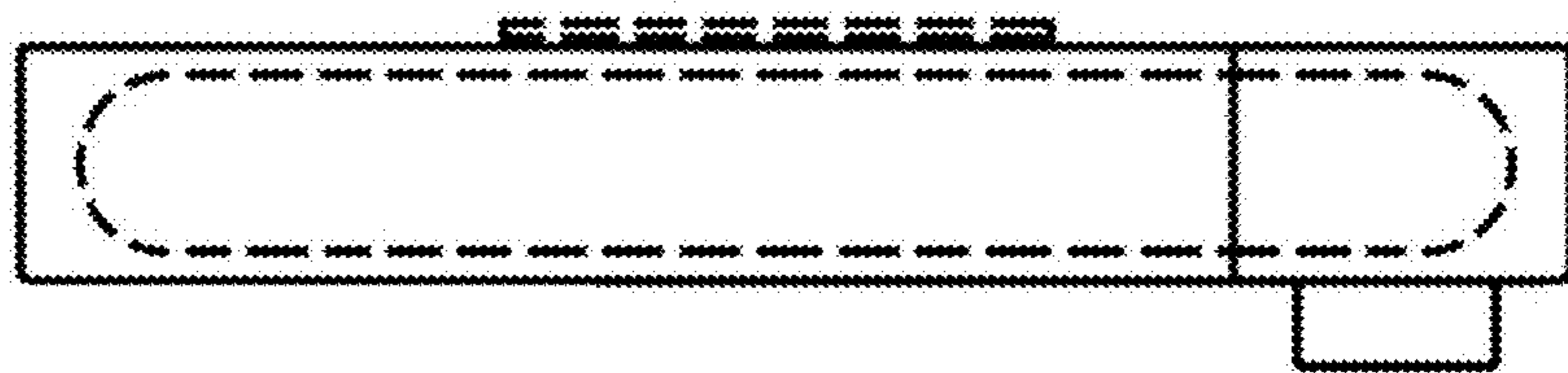
1.4



1.5



1.6



1.7



1.8

