



US00D904917S

(12) **United States Design Patent** (10) **Patent No.:** **US D904,917 S**
Blotacker (45) **Date of Patent:** **** Dec. 15, 2020**

(54) **DIAL**
(71) Applicant: **Harry Winston SA**, Plan-les-Ouates (CH)
(72) Inventor: **Coralie Blotacker**, Vulbens (FR)
(73) Assignee: **Harry Winston SA**, Plan-les-Ouates (CH)

D766,766 S * 9/2016 Lasserre D10/126
D770,320 S * 11/2016 Gueit D10/126
D798,182 S * 9/2017 Blotacker D10/126

FOREIGN PATENT DOCUMENTS

CN 201730307379 * 7/2017
RU 2015500522 * 2/2015

OTHER PUBLICATIONS

Amit Dev Handa, The New Baume & Mercier Classima Moonphase in Steel is a great dress watch under 2k, posted Sep. 27, 2015, [online], [visited Aug. 28, 2019]. Internet, URL: <https://amitdevhanda.com/blog/2015/9/27/the-new-baume-mercier-moon-phase-is-a-great-dress-watch-unde-2k/> (Year: 2015).
Amazon, Peugeot Men's Moon Phase Watch, posted Apr. 20, 2015, [online], [visited Aug. 28, 2019]. Internet, URL: https://www.amazon.com/Peugeot-Decorative-Numeral-Leather-2047GBR/dp/B00WFB0R82/ref=olp_product_details?_encoding=UTF8&me= (Year: 2015).*

(**) Term: **15 Years**
(21) Appl. No.: **29/651,506**
(22) Filed: **Aug. 20, 2018**
(30) **Foreign Application Priority Data**
Feb. 20, 2018 (WO) DM/100453
(51) **LOC (12) Cl.** **10-07**
(52) **U.S. Cl.**
USPC **D10/126**
(58) **Field of Classification Search**
USPC D10/122, 123, 124, 125, 126, 132, 30,
D10/31, 32, 34, 37, 38, 39, 1, 2, 99;
D11/79, 86
CPC G04B 1/00; G04B 19/00; G04B 19/02;
G04B 19/046; G04B 19/06; G04B
19/065; G04B 19/08; G04B 19/20; G04B
19/085; G04B 19/18; G04B 19/12; G04B
19/24; G04B 19/202; G04B 19/166
See application file for complete search history.

* cited by examiner

Primary Examiner — Michelle E. Wilson
Assistant Examiner — Samantha N Wood
(74) *Attorney, Agent, or Firm* — Blank Rome LLP

(57) **CLAIM**

The ornamental design for a dial, as shown and described.

DESCRIPTION

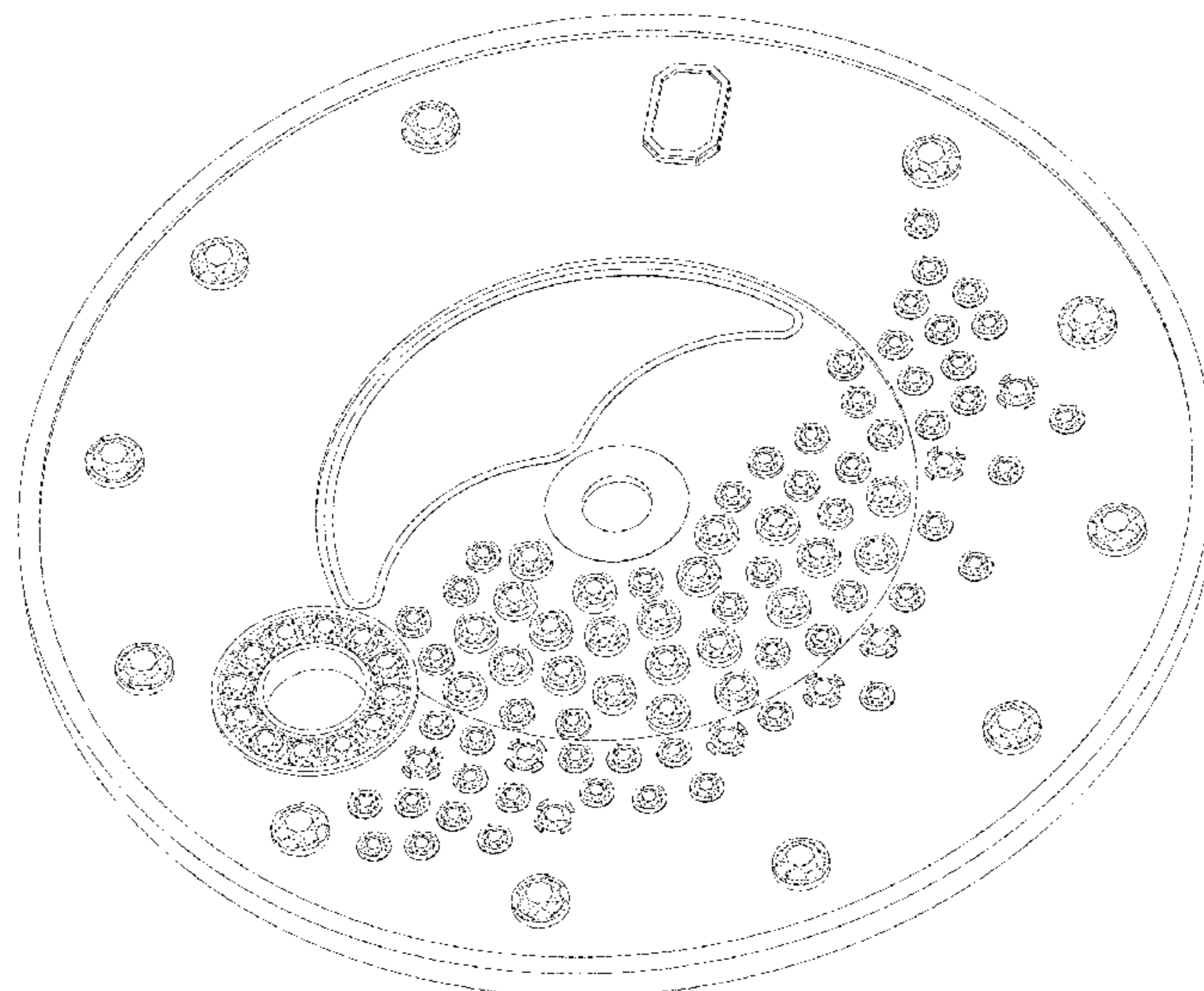
FIG. 1 is a front view of a dial of the present design;
FIG. 2 is a rear view thereof;
FIG. 3 is a right side view thereof;
FIG. 4 is a left side view thereof;
FIG. 5 is a top view thereof;
FIG. 6 is a bottom view thereof; and
FIG. 7 is a front perspective view thereof; and,
FIG. 8 is a rear perspective view thereof.
Portions of the dial shown in broken lines form no part of the claimed design.

(56) **References Cited**

U.S. PATENT DOCUMENTS

D150,628 S * 8/1948 Goodkind D10/125
D163,396 S * 5/1951 Lerman D10/126
D504,332 S * 4/2005 Chodat D10/39
D583,697 S * 12/2008 Tripet D10/126
D584,182 S * 1/2009 Tripet D10/123
D631,762 S * 2/2011 Vollet D10/32
D702,567 S * 4/2014 Monachon D10/32

1 Claim, 8 Drawing Sheets



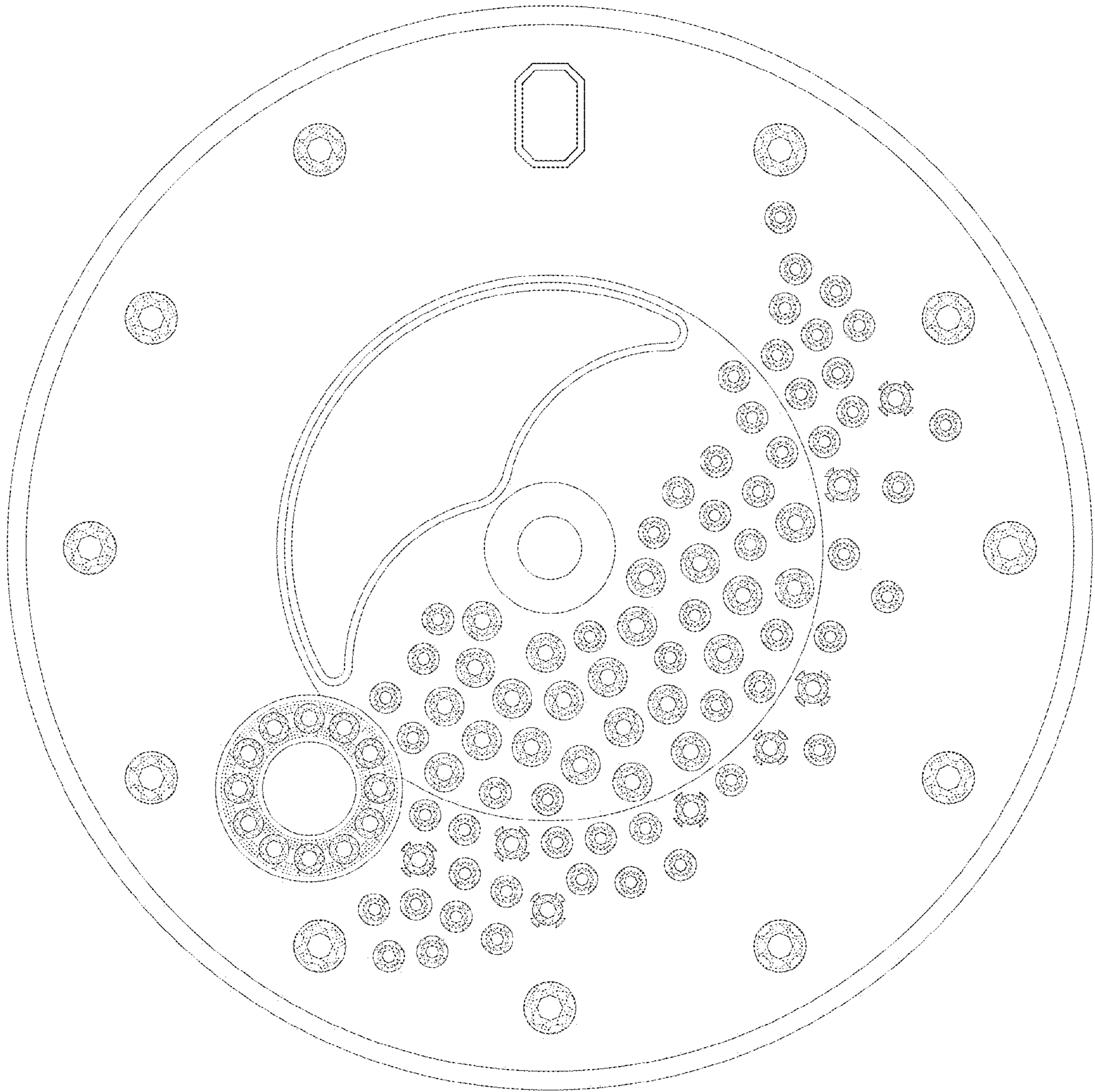


FIG. 1

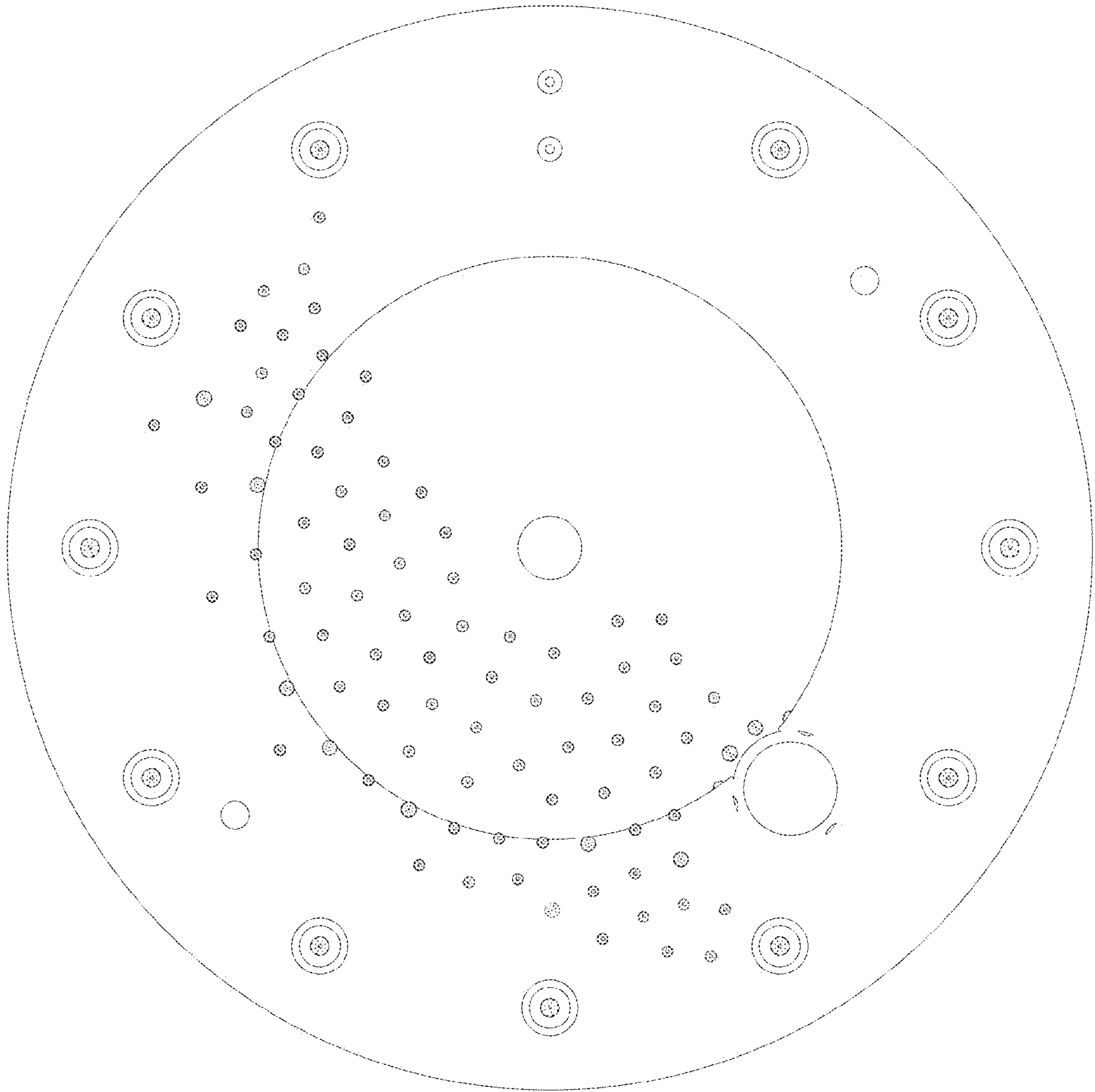


FIG. 2

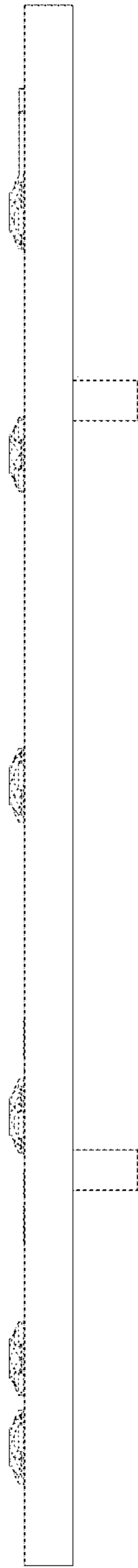


FIG. 3




FIG. 4



FIG. 5




FIG. 6

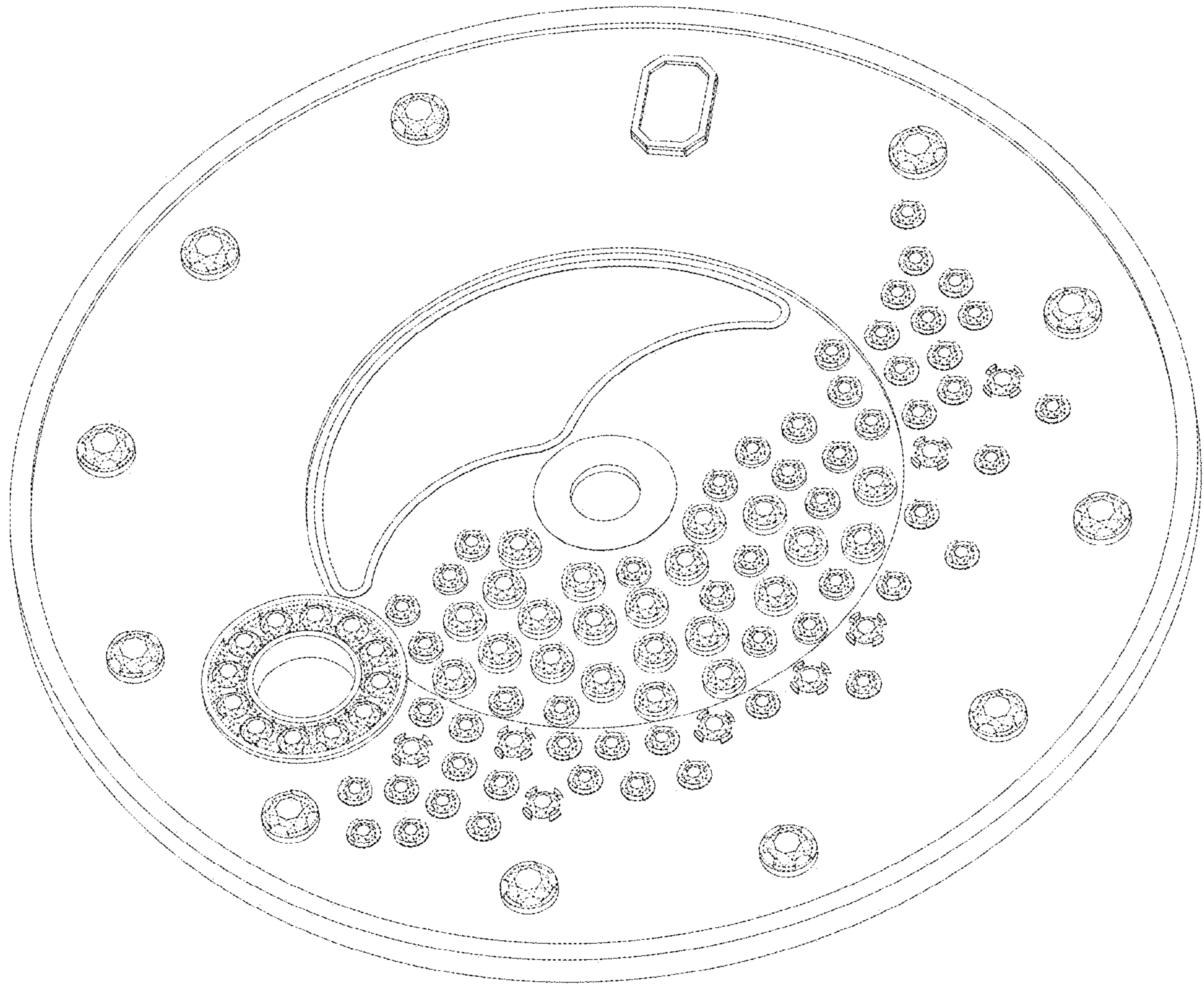


FIG. 7

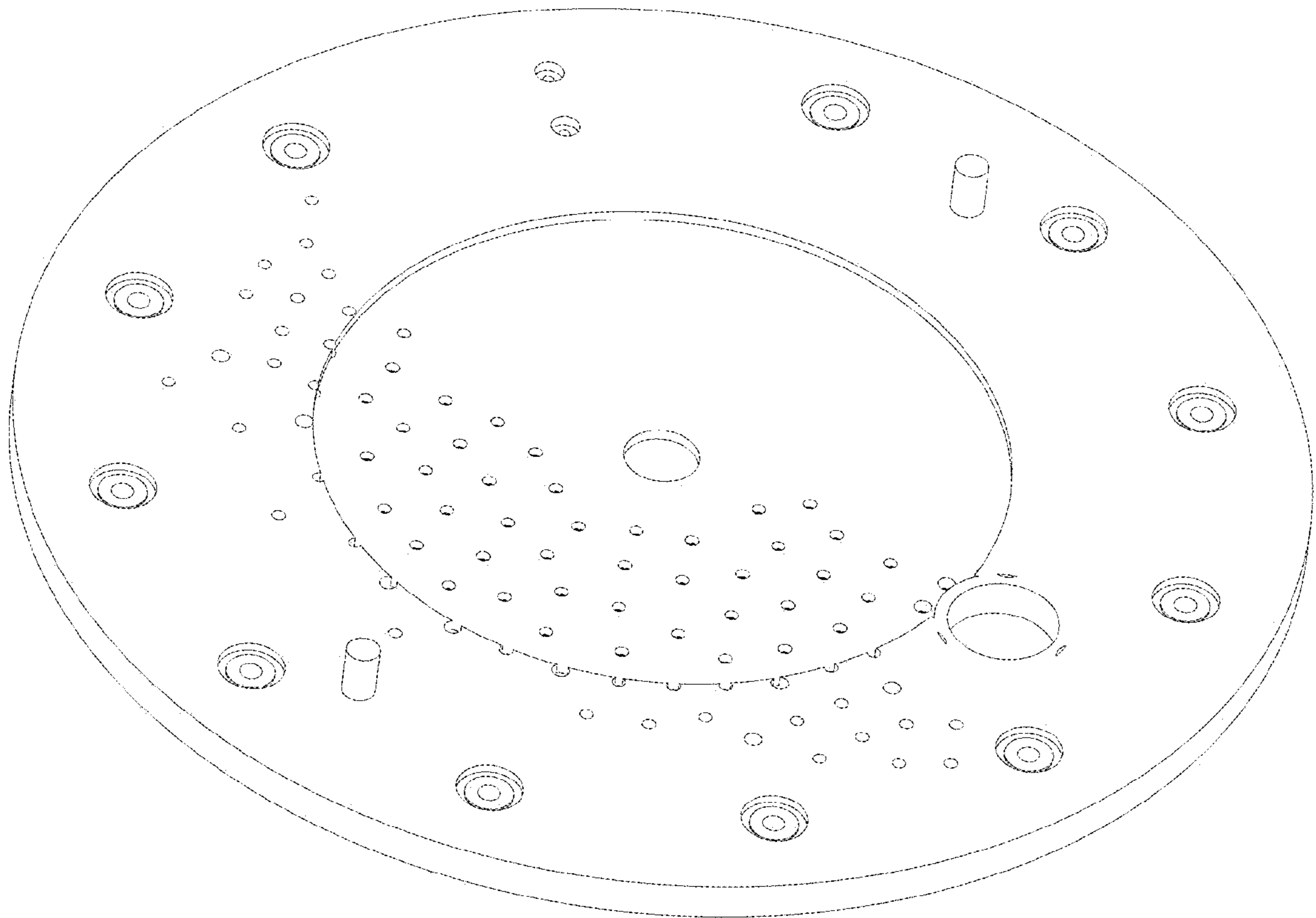


FIG. 8