



US00D904891S

(12) **United States Design Patent**
Juna et al.

(10) **Patent No.:** **US D904,891 S**

(45) **Date of Patent:** **** *Dec. 15, 2020**

(54) **BOTTLE**

(71) Applicant: **TricorBraun Inc.**, St. Louis, MO (US)

(72) Inventors: **Samantha Juna**, Carol Stream, IL (US); **Craig R. Sawicki**, Roselle, IL (US)

(73) Assignee: **TricorBraun Inc.**, St. Louis, MO (US)

(*) Notice: This patent is subject to a terminal disclaimer.

(**) Term: **15 Years**

(21) Appl. No.: **29/677,571**

(22) Filed: **Jan. 22, 2019**

(51) **LOC (12) Cl.** **09-01**

(52) **U.S. Cl.**

USPC **D9/558**; D9/574; D9/575

(58) **Field of Classification Search**

USPC D9/529, 535, 537, 542, 558, 552, 574, D9/571, 516, 565, 560, 575, 545, 551, D9/564, 544, 691, 566, 693, 629, 520, D9/538, 522, 500, 504, 682; D7/598, D7/509, 396.2; D28/76, 88

CPC B65D 1/0223; B65D 23/102; B65D 2501/0081; B65D 2501/0036; B65D 79/005; A45D 34/041; A45D 34/045; A61L 9/14; B05B 11/3053; B05B 12/02; B05B 12/12

See application file for complete search history.

(56) **References Cited**

U.S. PATENT DOCUMENTS

D168,416 S * 12/1952 McGinnis D9/629
D187,753 S * 4/1960 Lustman D9/629
D213,308 S * 2/1969 Kneaples D9/558
D426,775 S * 6/2000 Zimmer D9/542
D451,008 S * 11/2001 Crawford D9/560

D577,312 S * 9/2008 Kahan D11/149
D584,635 S * 1/2009 Montgomery D9/571
D587,593 S * 3/2009 Crawford D9/574
D587,594 S * 3/2009 Crawford D9/574
D607,742 S * 1/2010 Kuzma D9/558
D633,148 S * 2/2011 Nash D19/86
D635,464 S * 4/2011 Kuzma D9/574
D671,838 S * 12/2012 Potts D9/545
D684,473 S * 6/2013 Crawford D9/565
D736,094 S * 8/2015 Jeong D9/682
D830,836 S * 10/2018 Keller D9/529
D837,341 S * 1/2019 Nikles D23/213
D845,776 S * 4/2019 Kokubo D9/516

FOREIGN PATENT DOCUMENTS

CN 303028942 * 12/2014
CN 303653199 * 4/2016
CN 303966301 * 12/2016

* cited by examiner

Primary Examiner — Brett Miller

Assistant Examiner — Rani J Abdallah

(74) *Attorney, Agent, or Firm* — Husch Blackwell LLP

(57) **CLAIM**

We claim the ornamental design for a bottle, as shown and described.

DESCRIPTION

FIG. 1 is a perspective view of a bottle showing the new design;

FIG. 2 is a front view thereof, the rear view being a mirror image thereof;

FIG. 3 is a left view thereof, the right side being a mirror image thereof;

FIG. 4 is a top view thereof; and,

FIG. 5 is a bottom view thereof.

The broken lines shown in the drawing views are included for the purpose of showing environmental structure that forms no part of the claimed design.

1 Claim, 3 Drawing Sheets

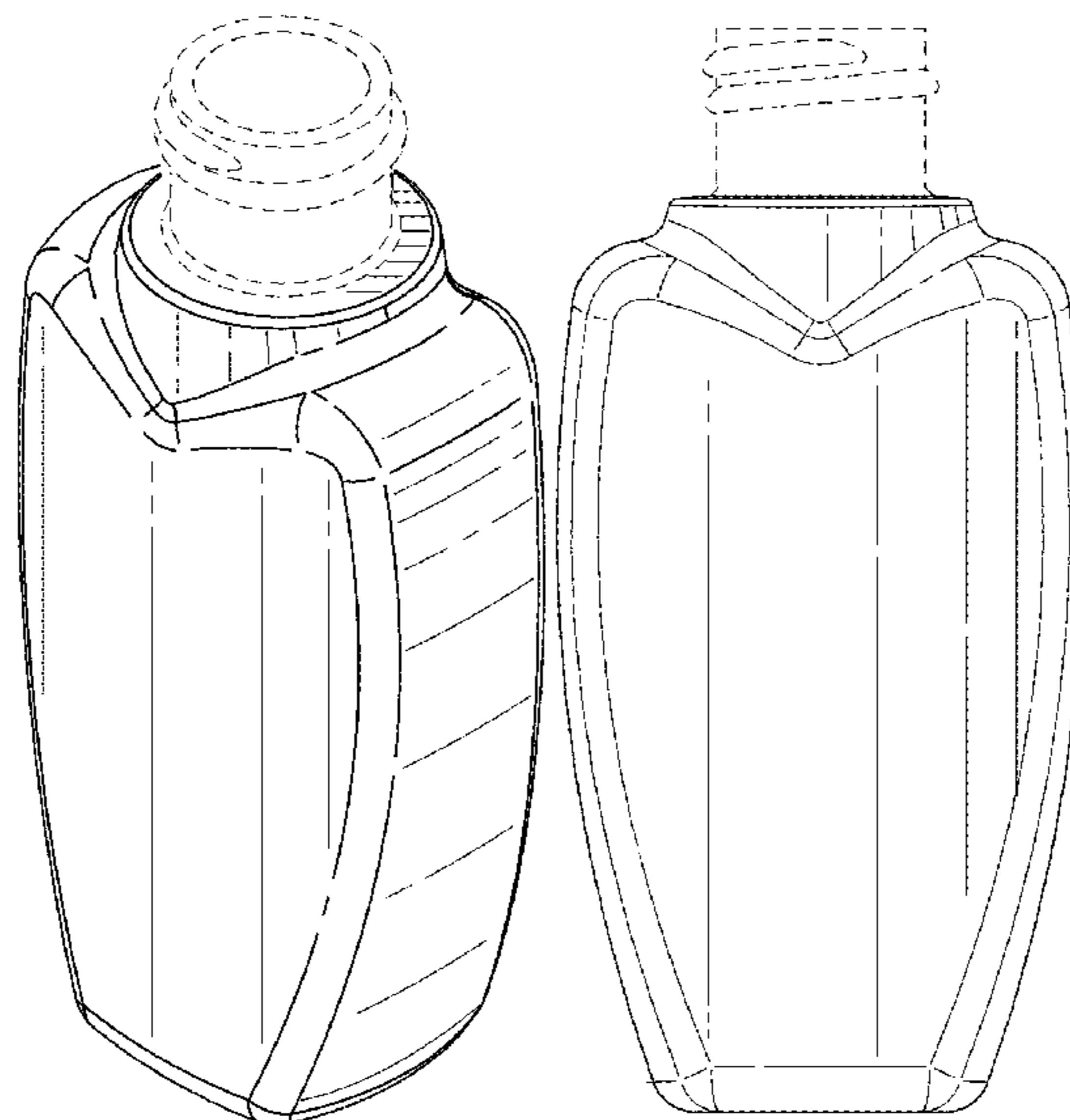


FIG. 1

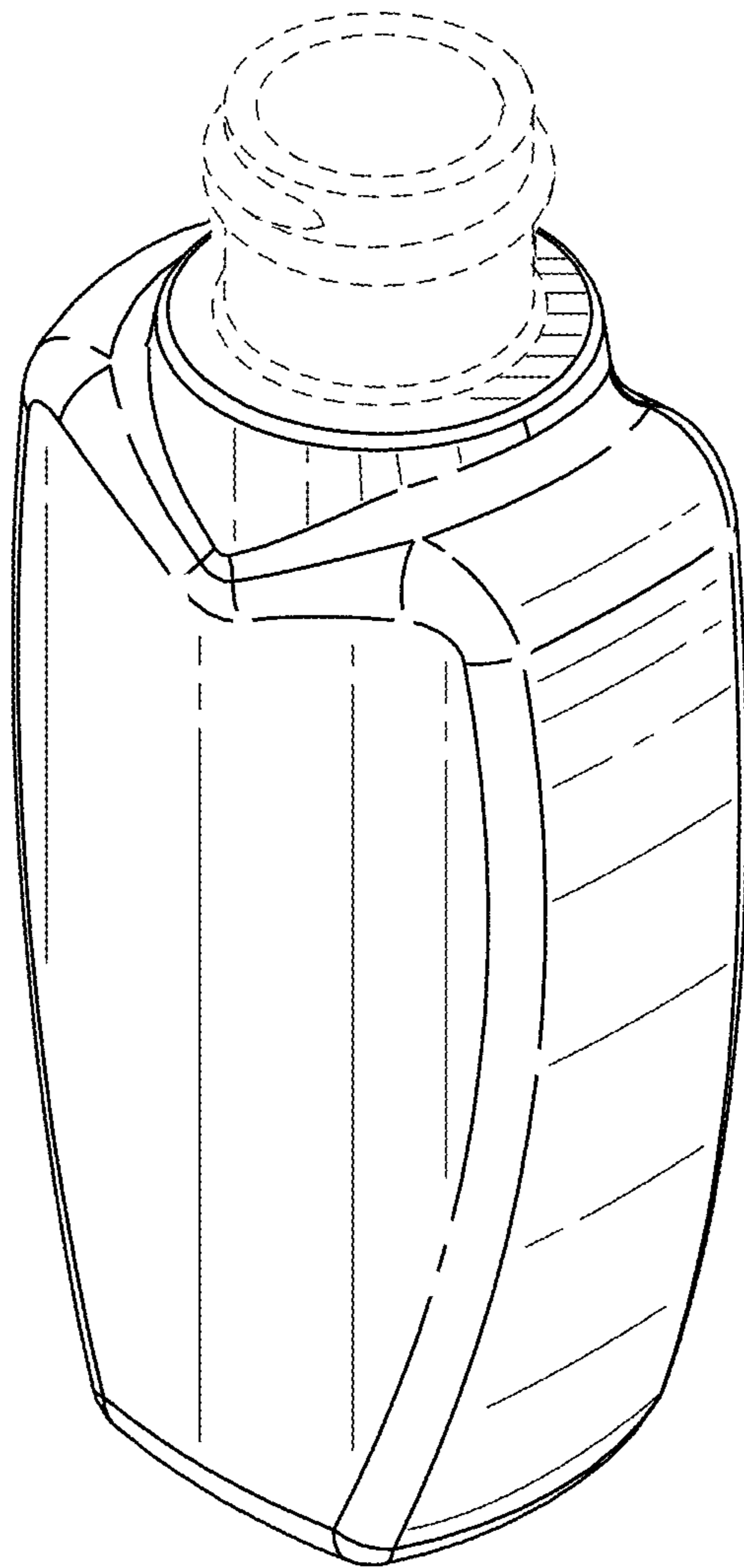


FIG. 2

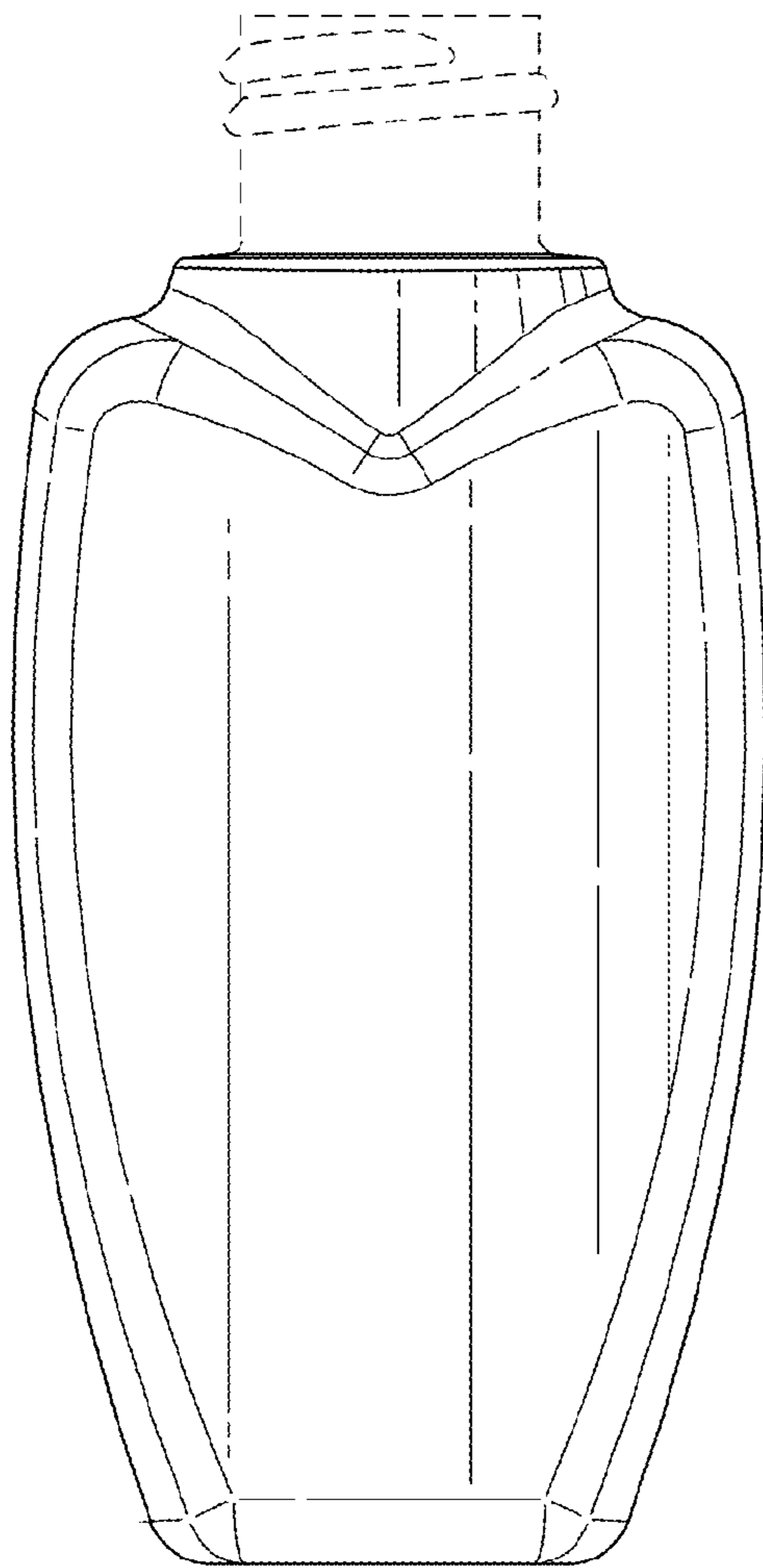


FIG. 3

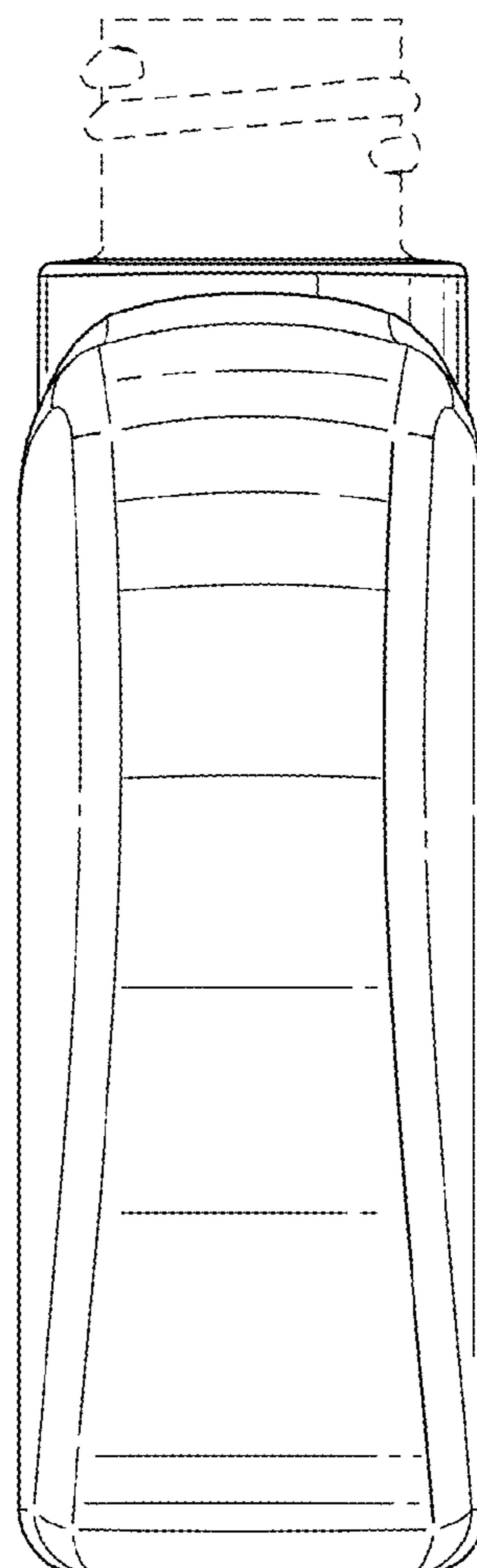


FIG. 4

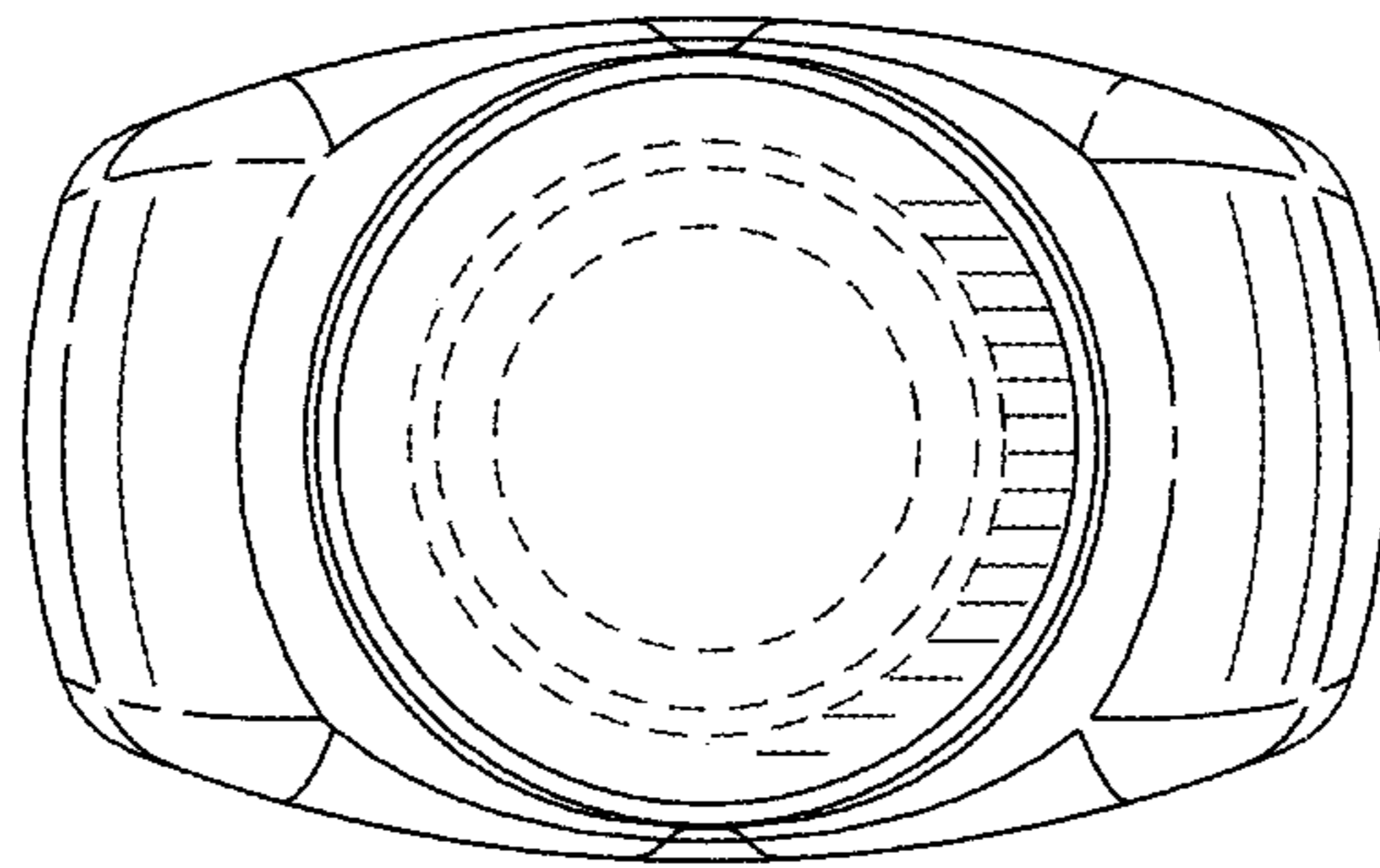


FIG. 5

