



US00D904885S

(12) **United States Design Patent**  
**Bedford**

(10) **Patent No.:** **US D904,885 S**

(45) **Date of Patent:** **\*\* Dec. 15, 2020**

- (54) **BOTTLE TOPPER**
- (71) Applicant: **Malic Bedford**, San Diego, CA (US)
- (72) Inventor: **Malic Bedford**, San Diego, CA (US)
- (\*\*) Term: **15 Years**
- (21) Appl. No.: **29/702,895**
- (22) Filed: **Aug. 22, 2019**
- (51) **LOC (12) Cl.** ..... **09-07**
- (52) **U.S. Cl.**  
USPC ..... **D9/451; D9/633**
- (58) **Field of Classification Search**  
USPC ..... D9/600, 633, 434-454; 206/457, 494,  
206/459.5, 527, 540; 229/116.1;  
215/381-384, 400; D7/514-520, 539,  
D7/544, 571, 594, 599, 604, 613, 619.2,  
D7/623, 625, 628-630, 391-392.1, 396.2;  
D3/270-271.8; 217/72, 79, 88  
CPC ..... B65D 67/00; B65D 81/36; B65D 81/60;  
B65D 81/368; B65D 37/00; B65D 5/42;  
B65D 5/4208; B65D 77/00; B65D 9/02;  
B65D 9/04; B65D 9/32; A63H 33/10;  
A63H 33/16  
See application file for complete search history.

- (56) **References Cited**  
U.S. PATENT DOCUMENTS  
677,918 A \* 7/1901 Ansenheimer ..... B65D 9/02  
217/88  
741,332 A \* 10/1903 Hatch ..... B65D 43/12  
217/79  
750,019 A \* 1/1904 Brenner ..... B65D 9/04  
217/88  
1,703,432 A \* 2/1929 Shellabarger ..... B65G 65/24  
248/143  
1,858,029 A \* 5/1932 Ames ..... D7/301  
1,926,784 A \* 9/1933 Newhouse ..... B65D 9/32  
217/72

- 1,996,534 A \* 4/1935 Baker ..... G01N 1/04  
217/72
- D122,336 S \* 9/1940 James ..... D9/633
- D193,084 S \* 6/1962 Elkins ..... D9/633
- D248,658 S \* 7/1978 Buffington ..... G01N 1/04  
D9/633
- D389,601 S \* 1/1998 Bartolotta ..... B65D 9/32  
D27/188
- D610,024 S \* 2/2010 Lepoitevin ..... D9/633
- D627,182 S \* 11/2010 Wirth ..... B65G 65/24  
D9/633
- D640,033 S \* 6/2011 Magrenan ..... B65D 9/04  
D34/39
- D721,281 S \* 1/2015 Vella ..... B65D 43/12  
D9/633

(Continued)

*Primary Examiner* — Sandra L Morris  
(74) *Attorney, Agent, or Firm* — Gary L. Eastman, Esq.;  
Eastman McCartney Dallmann LLP

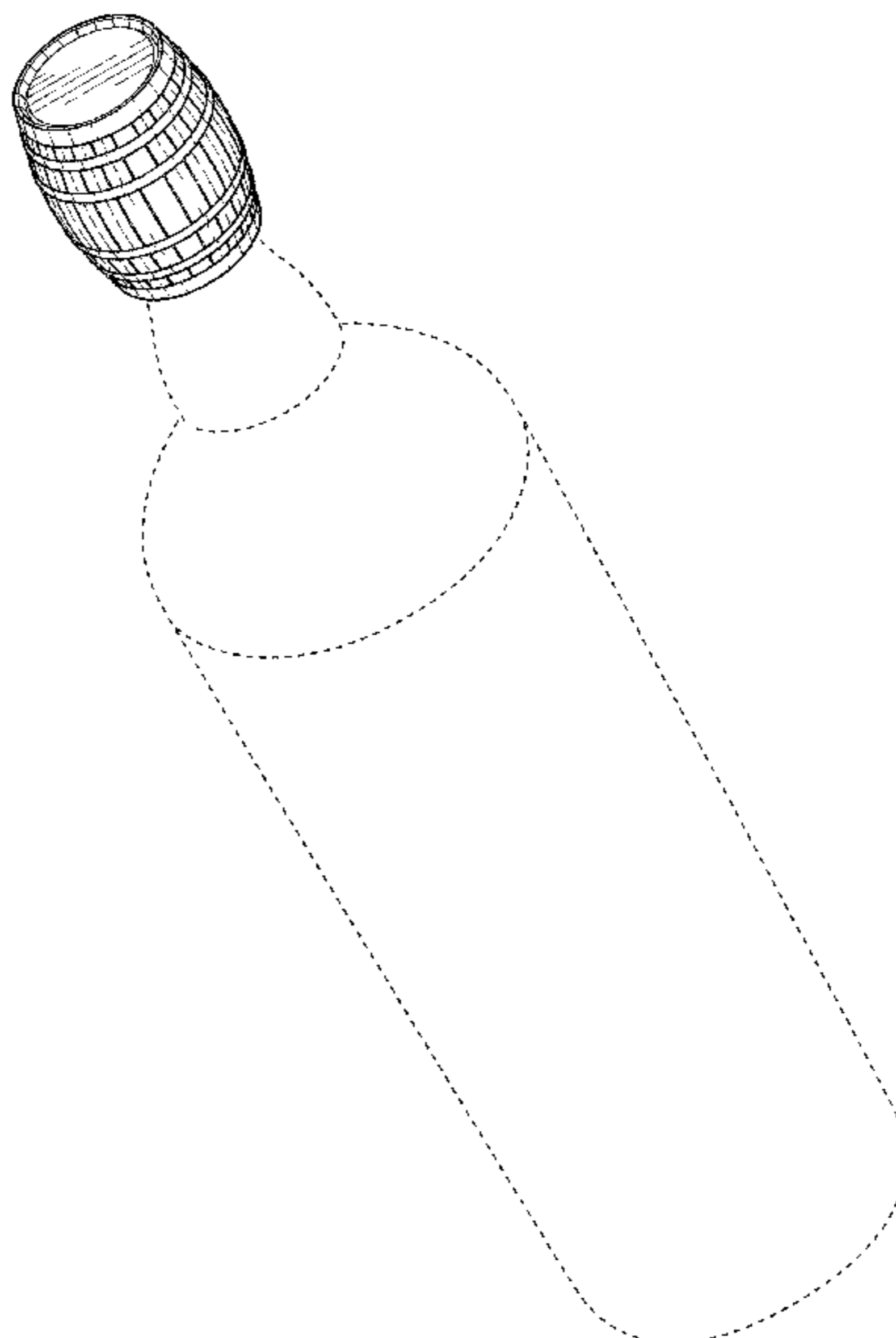
(57) **CLAIM**

The ornamental design for a bottle topper, as shown and described.

**DESCRIPTION**

FIG. 1 is a top-front perspective view of the bottle topper showing my new design;  
FIG. 2 is a bottom-back perspective view of the bottle topper;  
FIG. 3 is a front elevational view of the bottle topper;  
FIG. 4 is a back elevational view of the bottle topper;  
FIG. 5 is a right side elevational view of the bottle topper;  
FIG. 6 is a left side elevational view of the bottle topper;  
FIG. 7 is a top plan view of the bottle topper;  
FIG. 8 is a bottom plan view of the bottle topper; and,  
FIG. 9 is a top-front perspective view of the bottle topper on a bottle.  
The broken lines are for illustrative purposes only and form no part of the claimed design.

**1 Claim, 6 Drawing Sheets**




(56)

**References Cited**

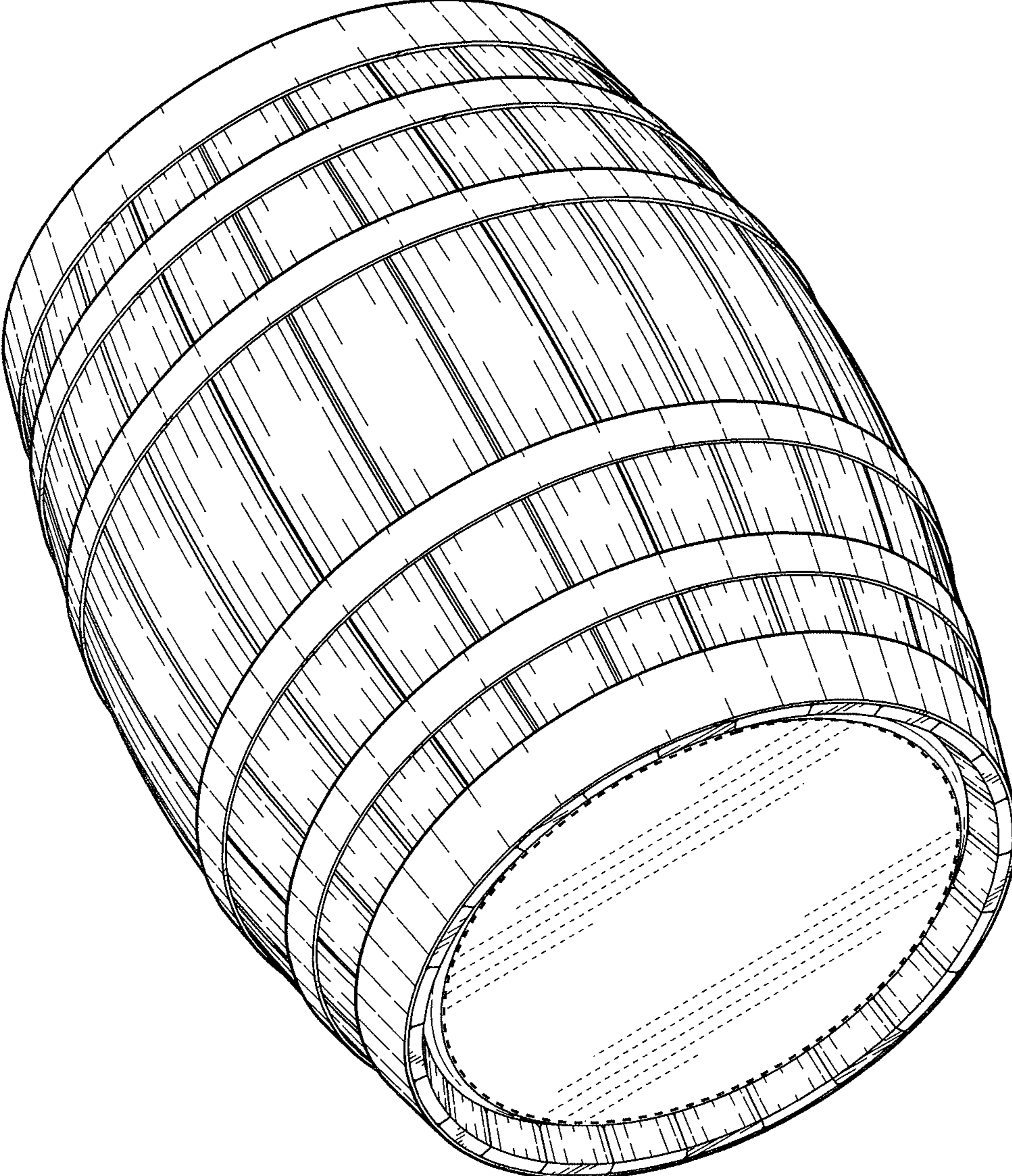
U.S. PATENT DOCUMENTS

D843,842 S \* 3/2019 Perez ..... B65D 9/02  
D9/633

\* cited by examiner



**FIG. 1**



**FIG. 2**

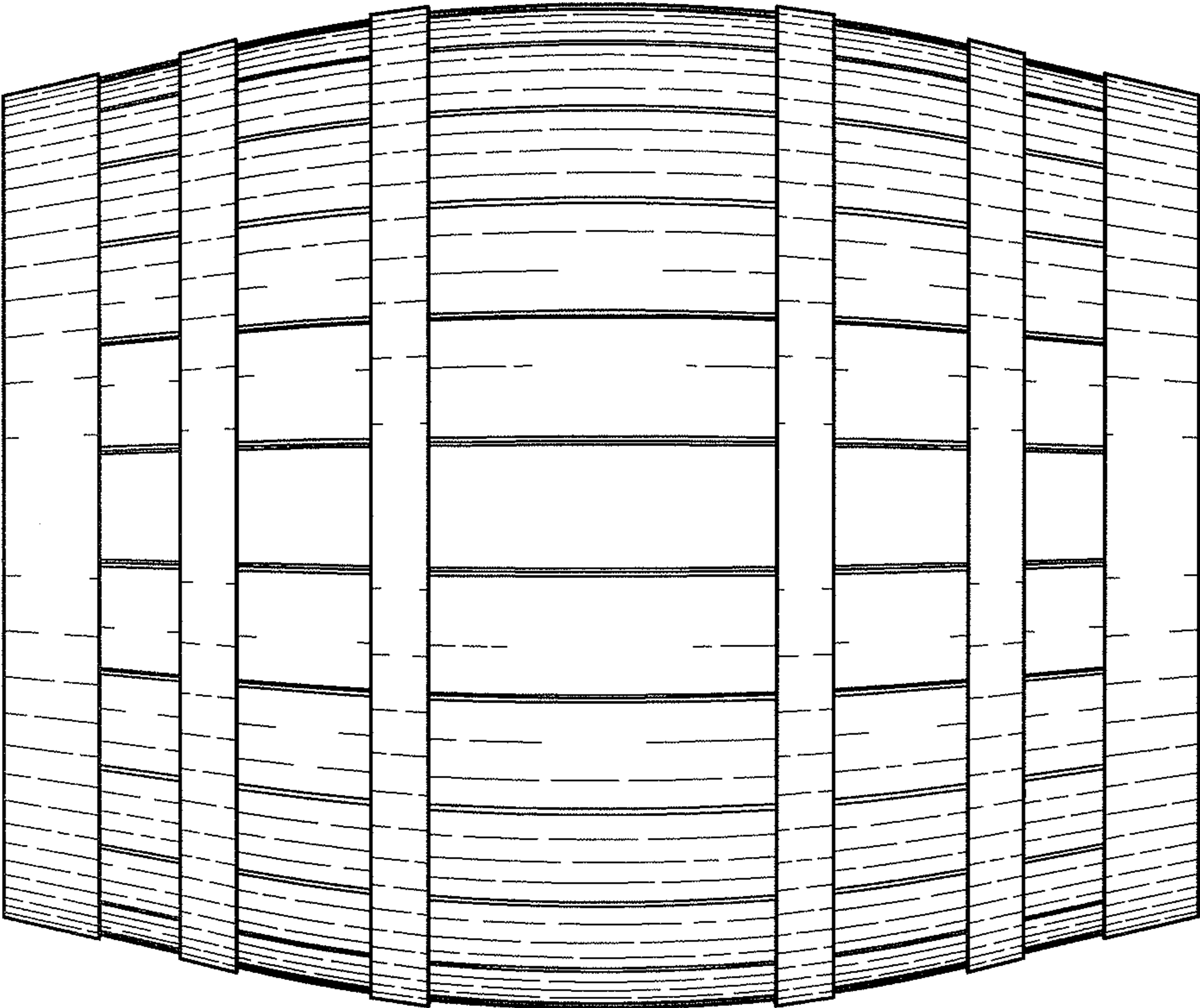


FIG. 4

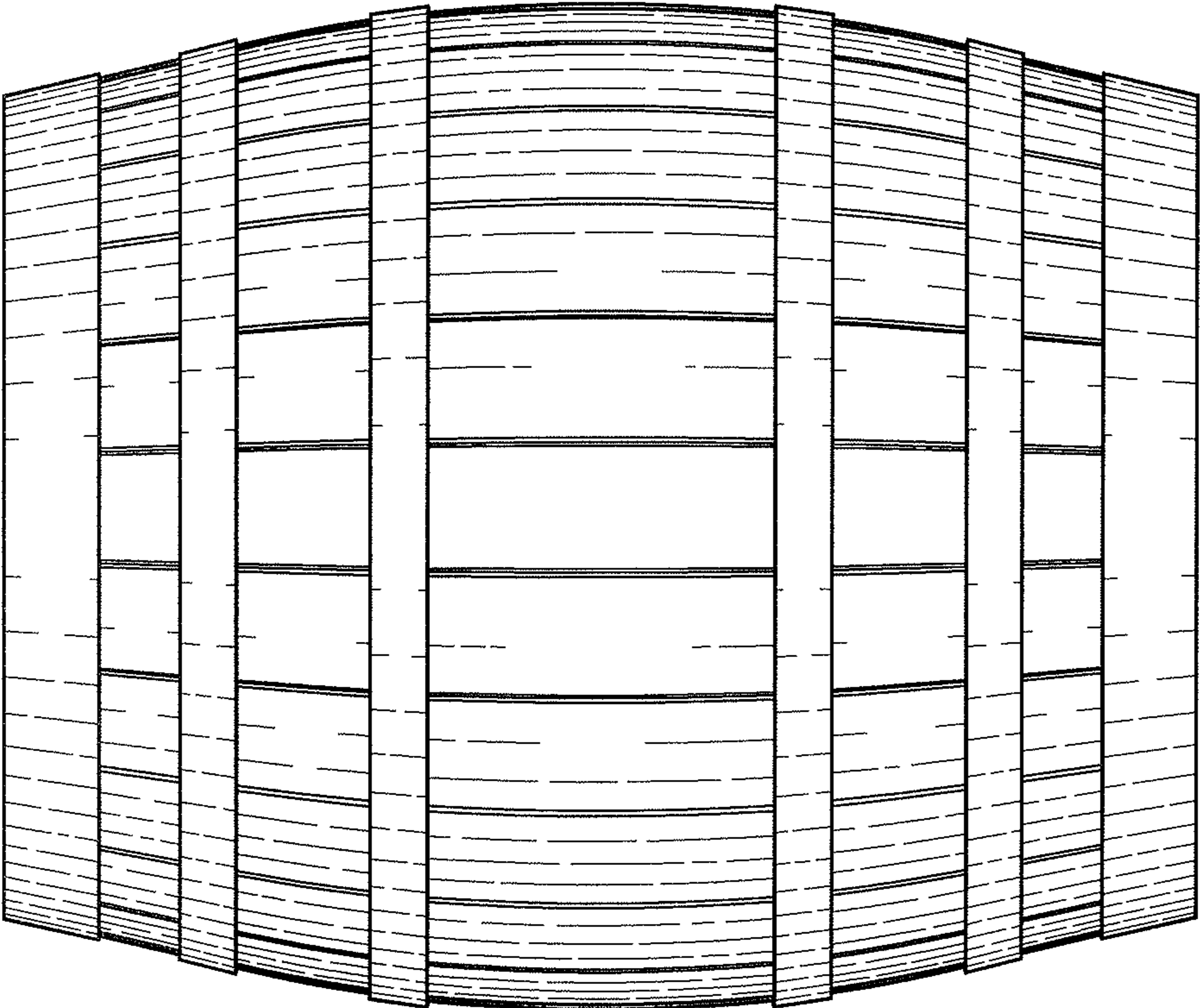


FIG. 3

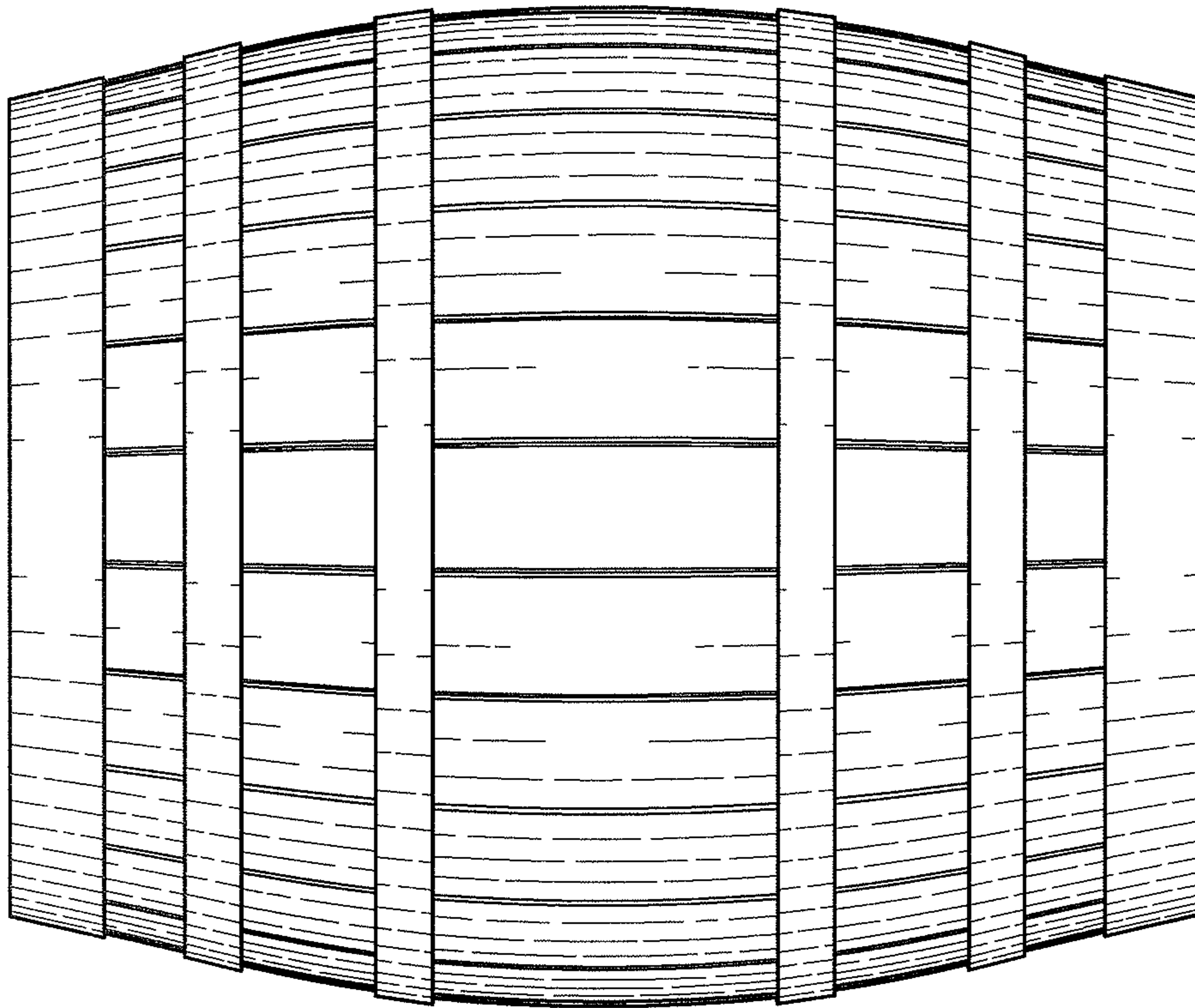


FIG. 6

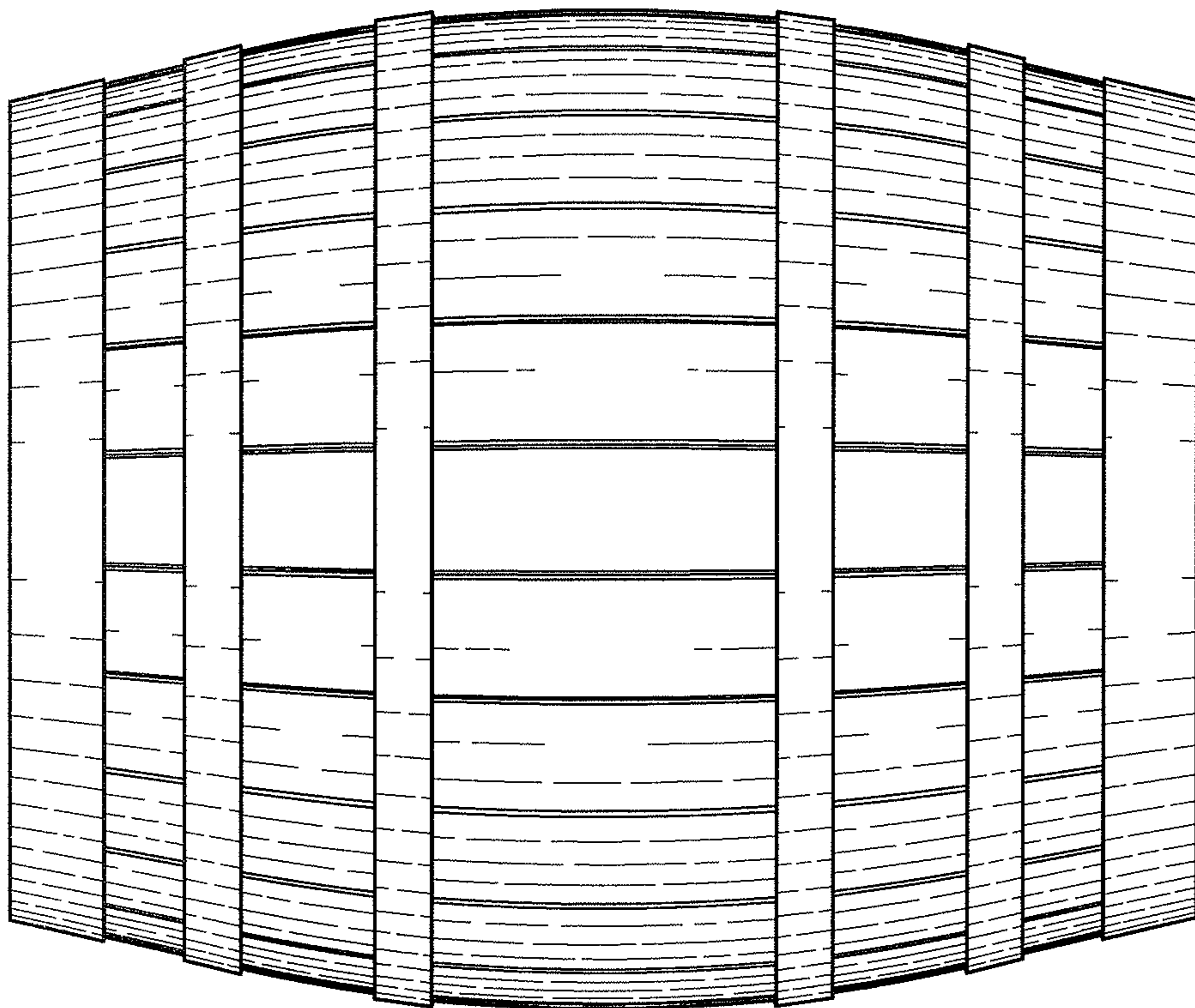


FIG. 5

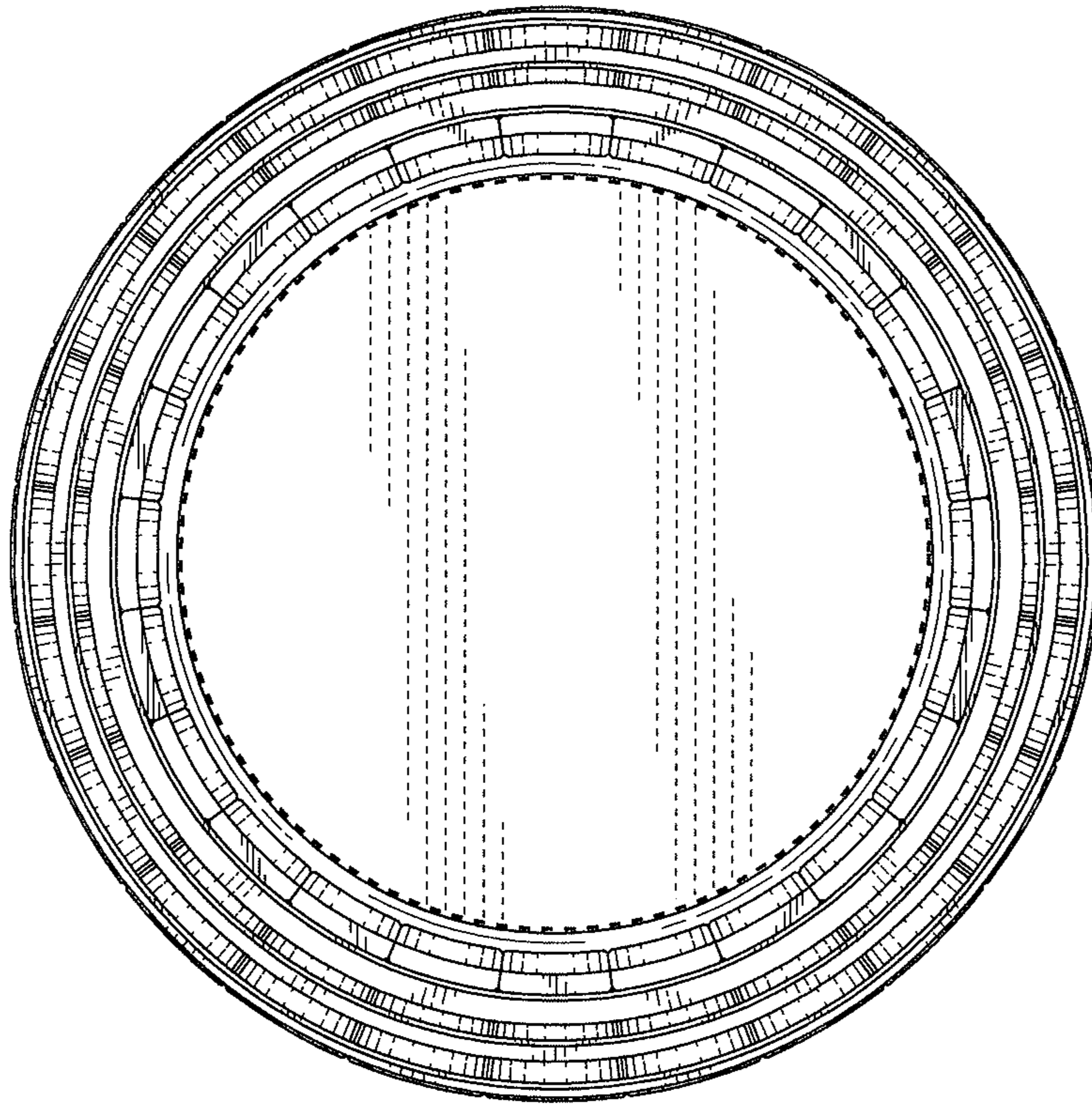


FIG. 8

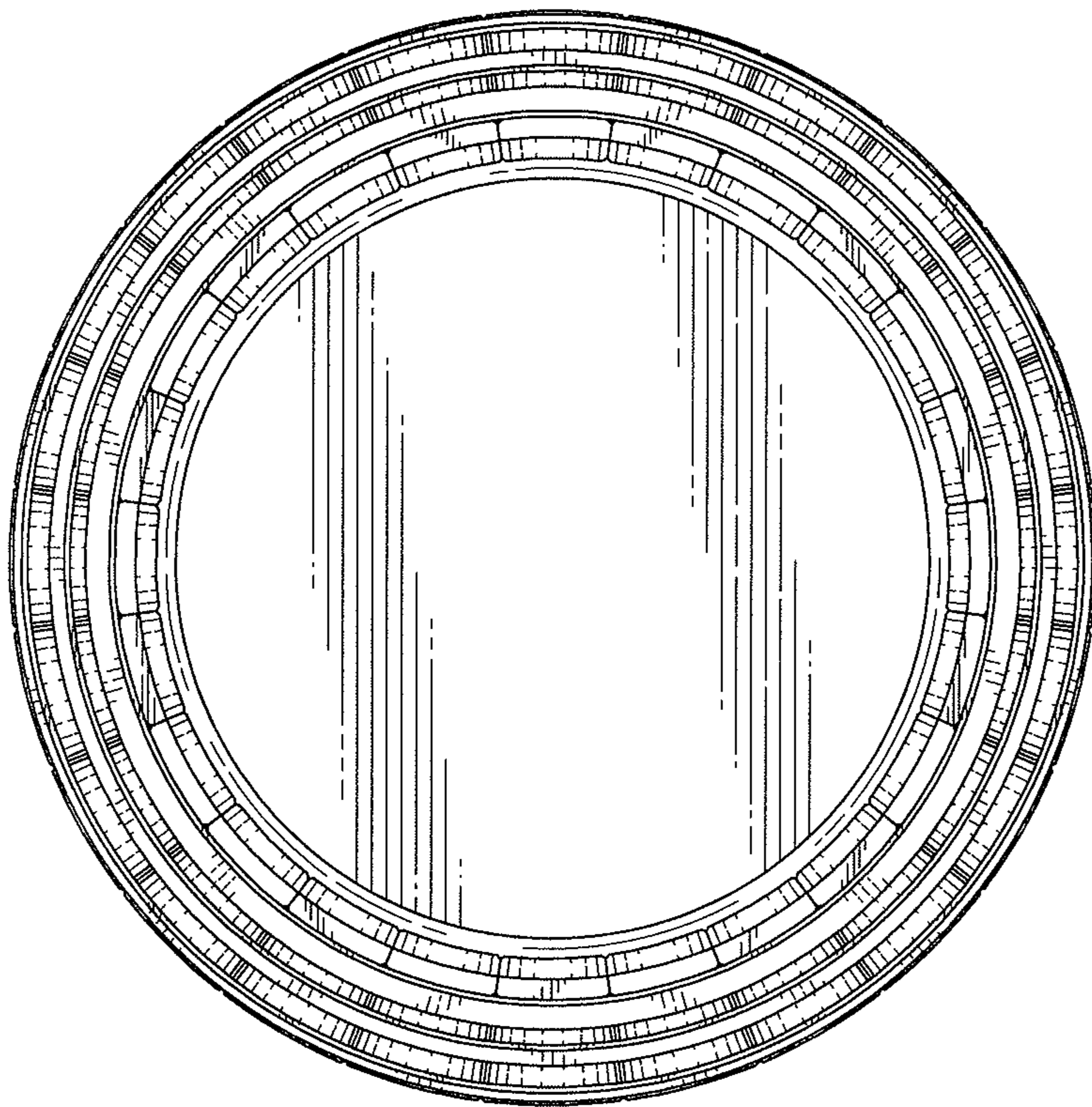
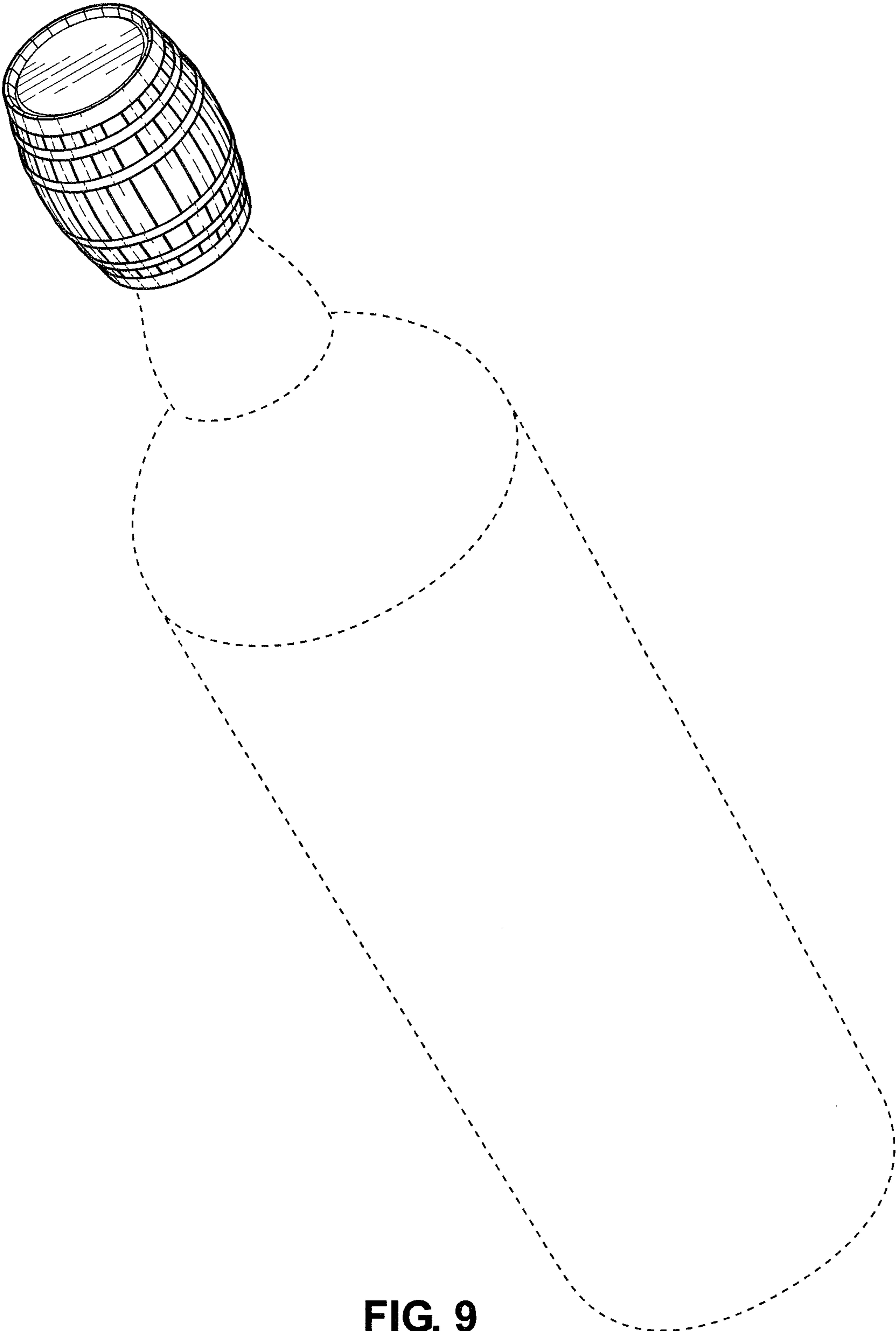


FIG. 7



**FIG. 9**