



US00D904840S

(12) **United States Design Patent** (10) **Patent No.:** **US D904,840 S**
Liu (45) **Date of Patent:** **** Dec. 15, 2020**

(54) SCREEN PROTECTOR INSTALLATION TOOL	8,640,759 B2 * 2/2014 Chen B29C 63/0004 156/538
(71) Applicant: SHENZHEN PLESEN TECHNOLOGY CO., LTD. , Shenzhen (CN)	D738,172 S 9/2015 Chen D740,626 S 10/2015 Chen D749,068 S 2/2016 Zaborski D757,016 S 5/2016 Liang D767,955 S * 10/2016 Castelli D8/14 D779,471 S 2/2017 Tien D832,831 S 11/2018 Zhang D841,640 S 2/2019 Huang D863,286 S 10/2019 Hong D864,184 S * 10/2019 Adjesson D14/250
(72) Inventor: Xingzhong Liu , Shenzhen (CN)	2014/0130971 A1 * 5/2014 Wu H05K 13/00 156/249
(73) Assignee: SHENZHEN PLESEN TECHNOLOGY CO., LTD. , Shenzhen (CN)	2016/0009024 A1 * 1/2016 Mason B29C 63/02 156/249
(**) Term: 15 Years	

* cited by examiner

(21) Appl. No.: **29/729,230**

(22) Filed: **Mar. 25, 2020**

(51) **LOC (12) Cl.** **08-05**

(52) **U.S. Cl.**
USPC **D8/14**

(58) **Field of Classification Search**
USPC D8/14; D14/250, 251, 253, 240, 440;
D10/64
CPC B26C 65/00; B32B 37/18; B32B 37/0046;
B32B 37/003; B32B 38/1841; B29C
63/0004; B29C 2063/0008
See application file for complete search history.

Primary Examiner — Philip S Hyder
(74) *Attorney, Agent, or Firm* — Law Offices Of Steven W. Weinrieb

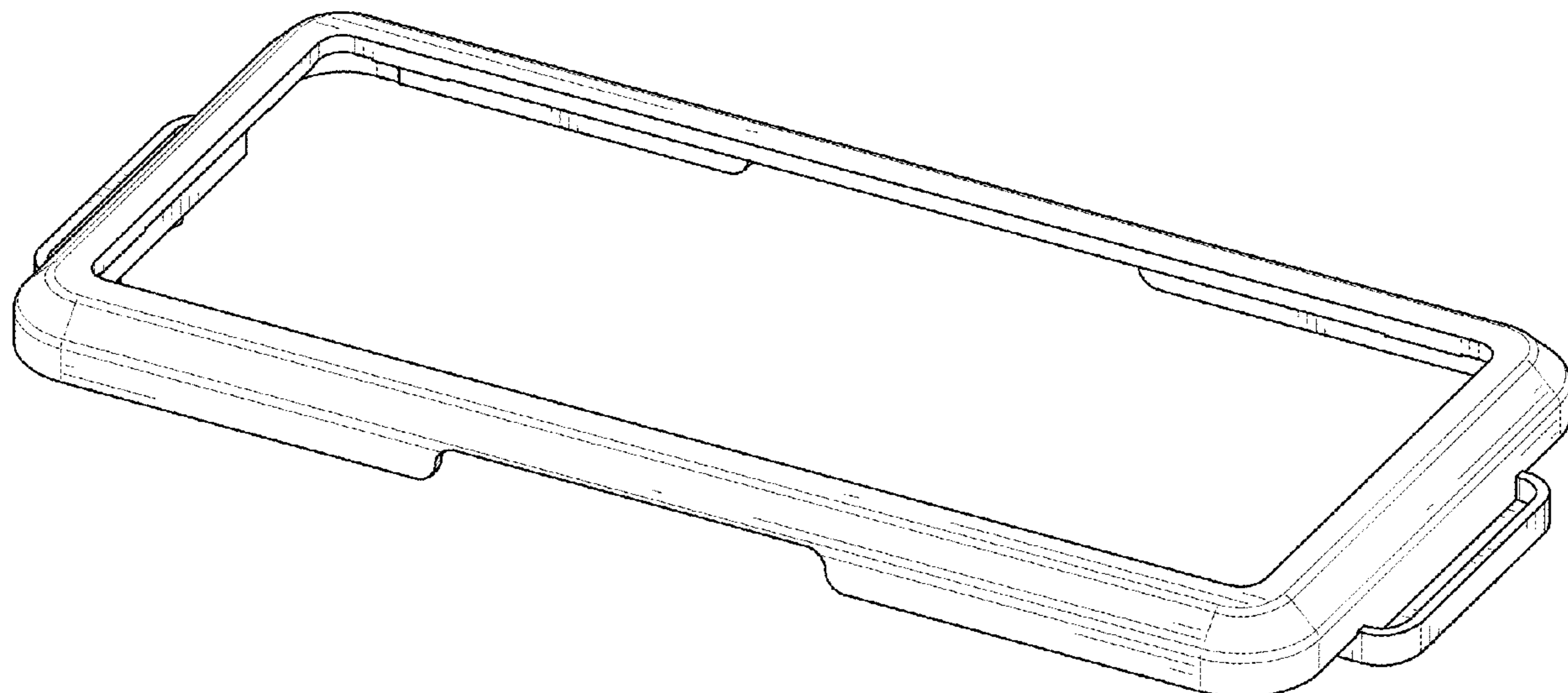
(57) **CLAIM**

The ornamental design for a screen protector installation tool, as shown and described.

DESCRIPTION

FIG. 1 is a front, right side, top perspective view of a screen protector installation tool showing my new design; FIG. 2 is a rear, right side, bottom perspective view thereof; FIG. 3 is a front elevational view thereof; FIG. 4 is a rear elevational view thereof; FIG. 5 is a left side elevational view thereof; FIG. 6 is a right side elevational view thereof; FIG. 7 is a top plan view thereof; and, FIG. 8 is a bottom plan view thereof. The broken lines depict portions of the screen protector installation tool that form no part of the claimed design.

1 Claim, 8 Drawing Sheets



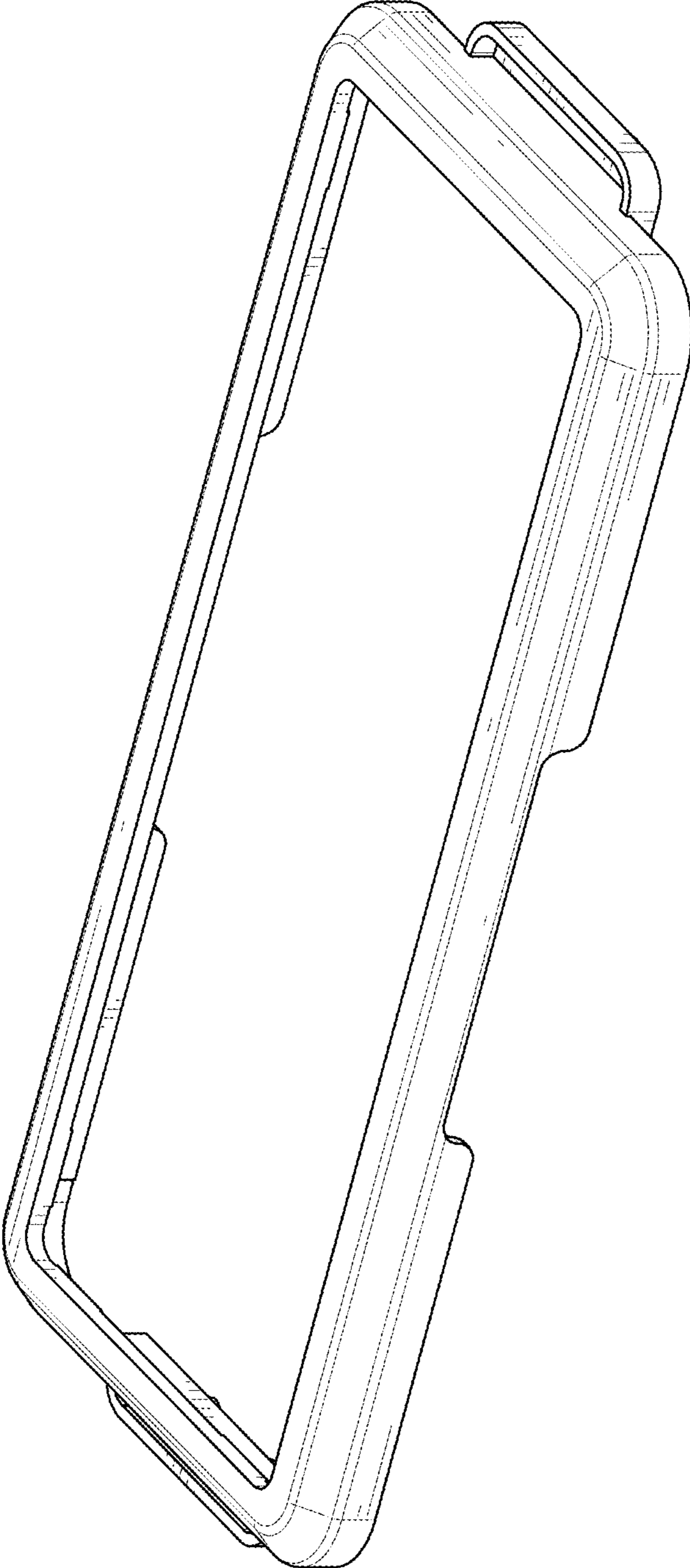


FIG.1

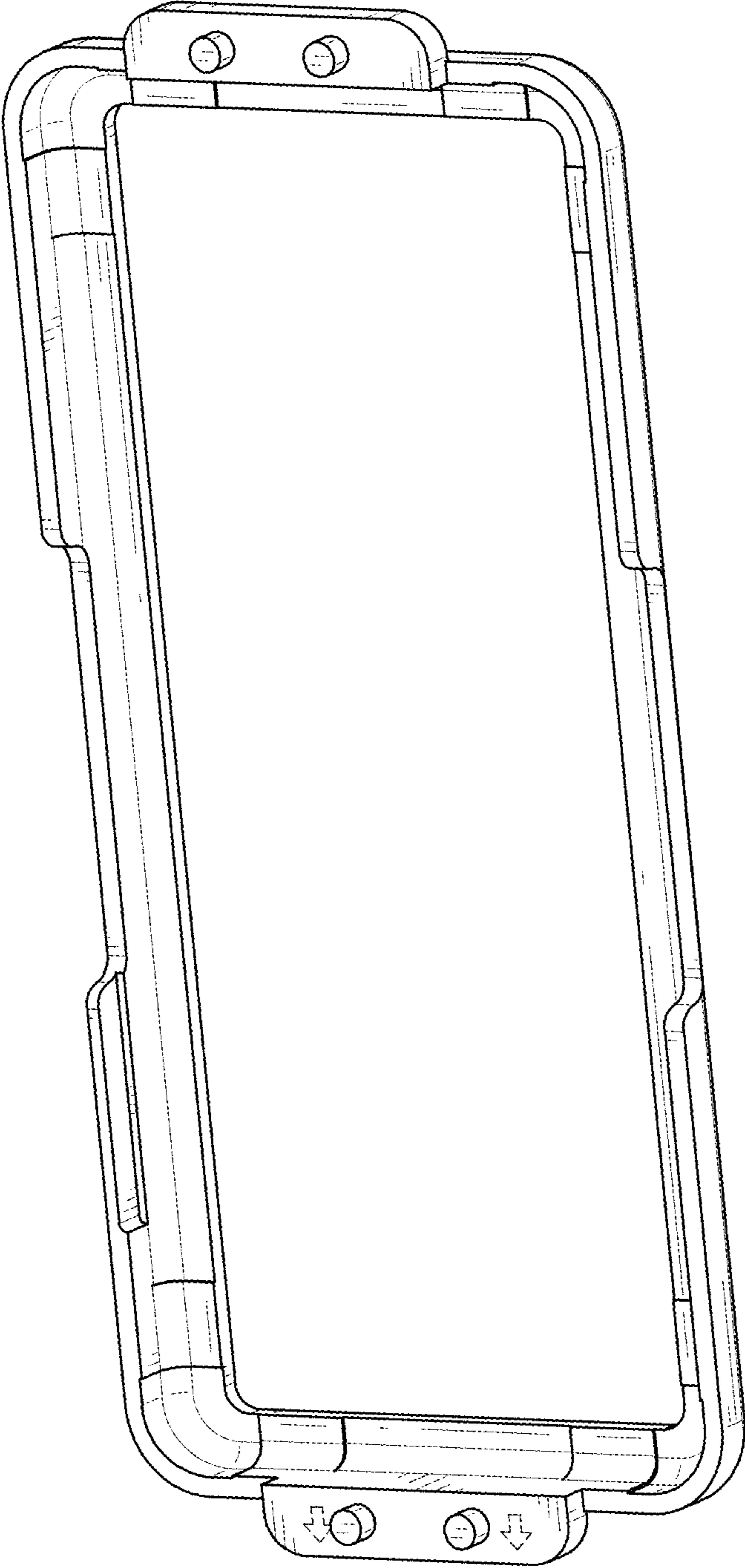


FIG. 2




FIG.3




FIG.4

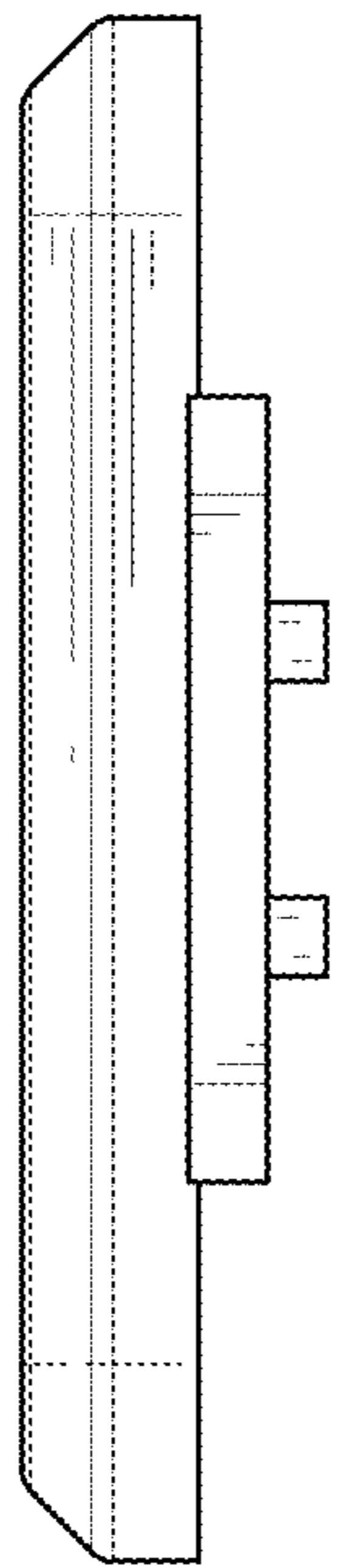


FIG.5

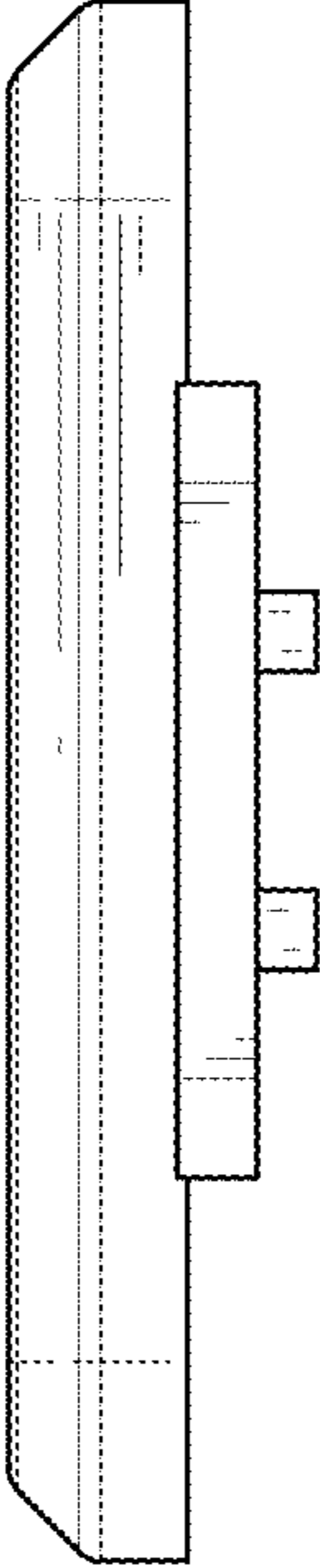


FIG.6




FIG. 7




FIG. 8