



US00D904837S

(12) **United States Design Patent**
Chaklos et al.

(10) **Patent No.:** **US D904,837 S**

(45) **Date of Patent:** **** Dec. 15, 2020**

(54) **LOG SPLITTER**

(71) Applicants: **Mike Chaklos**, Irvine, CA (US); **Paul Chaklos**, Irvine, CA (US)

(72) Inventors: **Mike Chaklos**, Irvine, CA (US); **Paul Chaklos**, Irvine, CA (US)

(**) Term: **15 Years**

(21) Appl. No.: **29/670,096**

(22) Filed: **Nov. 13, 2018**

(51) **LOC (12) Cl.** **08-03**

(52) **U.S. Cl.**
USPC **D8/7**

(58) **Field of Classification Search**
USPC D8/7, 1, 47, 76; D15/127, 139, 28
CPC ... B27L 7/06; B27L 7/00; B27L 7/005; B23Q
11/0025

See application file for complete search history.

(56) **References Cited**

U.S. PATENT DOCUMENTS

| | | | | | |
|-----------|-----|---------|---------|-------|------------------------|
| 2,203,632 | A * | 6/1940 | Munson | | A47B 13/06 248/146 |
| 4,211,264 | A * | 7/1980 | Cross | | B27L 7/00 144/193.1 |
| 4,357,973 | A * | 11/1982 | Pierrat | | B27L 7/00 144/195.1 |
| 4,378,037 | A * | 3/1983 | Conn | | B27L 7/06 144/193.1 |
| D274,253 | S * | 6/1984 | Harris | | D15/127 |

| | | | | | |
|--------------|------|---------|------------|-------|------------------------|
| 6,546,976 | B1 * | 4/2003 | Hill | | B27L 7/00 144/195.1 |
| 8,109,305 | B1 * | 2/2012 | Kosmidis | | B27L 7/06 144/195.5 |
| D817,123 | S * | 5/2018 | Johnsen | | D8/7 |
| D845,725 | S * | 4/2019 | Baron | | D8/7 |
| D881,662 | S * | 4/2020 | Hutchinson | | D8/1 |
| 10,792,835 | B2 * | 10/2020 | Kilpela | | B27L 7/005 |
| 2011/0036455 | A1 * | 2/2011 | Valdez | | B27L 7/06 144/4.6 |

* cited by examiner

Primary Examiner — Nathaniel D. Buckner

(74) *Attorney, Agent, or Firm* — Clement Cheng

(57) **CLAIM**

The ornamental design for a log splitter, as shown and described.

DESCRIPTION

FIG. 1 is a left perspective view of a log splitter showing our new design;
FIG. 2 is a right perspective view thereof;
FIG. 3 is a top view thereof;
FIG. 4 is a bottom view thereof;
FIG. 5 is a left side view thereof;
FIG. 6 is a right view thereof;
FIG. 7 is a back view thereof; and,
FIG. 8 is a front view thereof.

1 Claim, 8 Drawing Sheets






Fig. 1



Fig. 2




Fig. 3




Fig. 4




Fig. 5



Fig. 6



Fig. 7



Fig. 8