



US00D904812S

(12) **United States Design Patent** (10) **Patent No.:** **US D904,812 S**
Sumlin (45) **Date of Patent:** **** Dec. 15, 2020**

(54) **TABLE**

(71) Applicant: **Charles Neal Sumlin**, Aguadilla, PR (US)

(72) Inventor: **Charles Neal Sumlin**, Aguadilla, PR (US)

(73) Assignee: **Amini Innovation Corporation**, Pico Rivera, CA (US)

(**) Term: **15 Years**

(21) Appl. No.: **29/678,539**

(22) Filed: **Jan. 29, 2019**

(51) **LOC (12) Cl.** **06-03**

(52) **U.S. Cl.**
USPC **D6/691.1**

(58) **Field of Classification Search**
USPC D6/685, 686, 688.21, 691, 691.1-691.9
CPC A47B 7/00; A47B 13/00; A47B 13/02;
A47B 13/04; A47B 13/06; A47B 13/08;
A47B 13/10; A47B 13/12; A47B 17/00;
A47B 21/00; A47B 2200/0001; A47B
2200/0011; A47B 2200/002

See application file for complete search history.

(56) **References Cited**

U.S. PATENT DOCUMENTS

D448,952 S * 10/2001 O'Hare D6/691.1
D459,621 S * 7/2002 O'Hare D6/691
D461,338 S * 8/2002 Cain D6/691.1
D486,328 S * 2/2004 Stanton D6/691.1
D634,948 S * 3/2011 Lewis D6/691.8
D701,716 S * 4/2014 Schmitt D6/691.1

* cited by examiner

Primary Examiner — Mary Ann Calabrese

(74) *Attorney, Agent, or Firm* — Cislo & Thomas, LLP

(57) **CLAIM**

The ornamental design for a table, as shown and described.

DESCRIPTION

FIG. 1 is a front perspective view of my table;
FIG. 2 is a front view thereof;
FIG. 3 is a left side view, the right side (not shown) is a mirror image thereof; and,
FIG. 4 is a top view of my table.

1 Claim, 4 Drawing Sheets

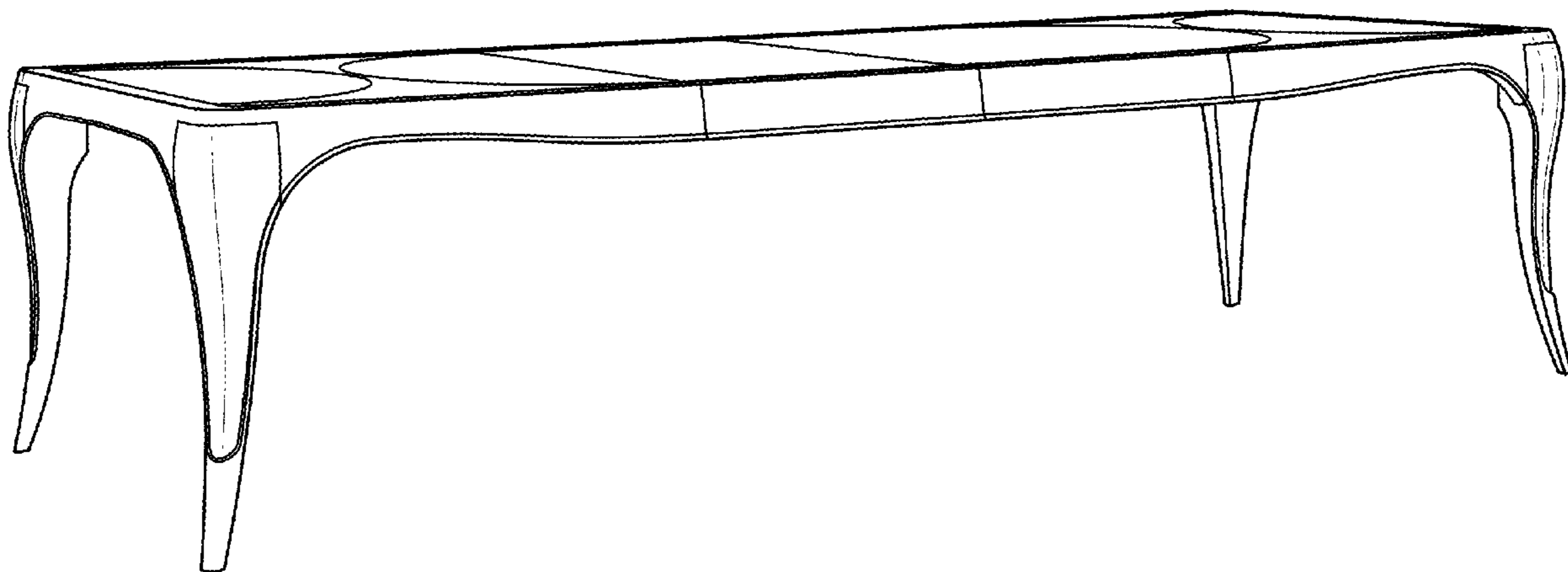


FIG. 1




FIG. 2

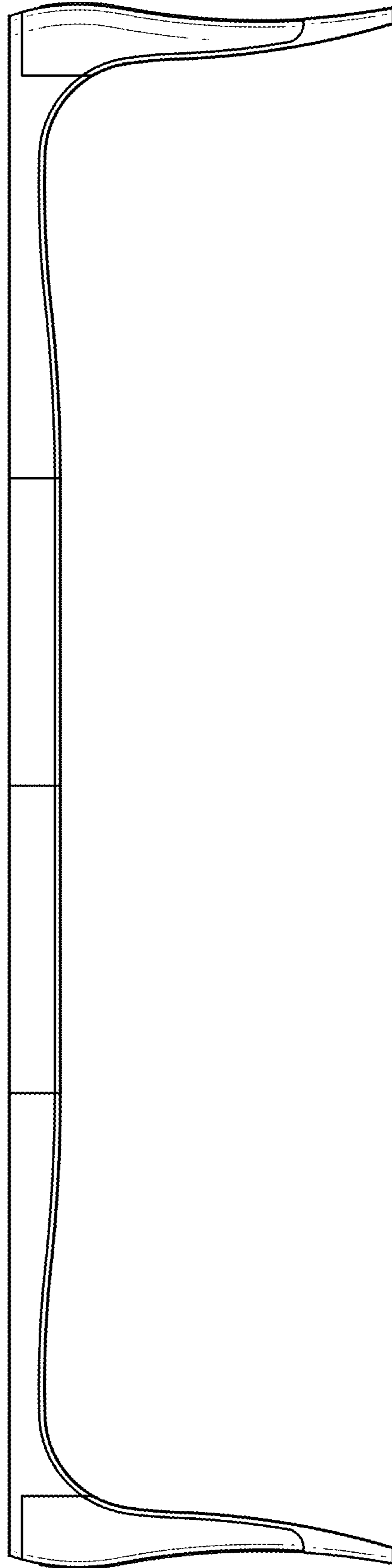


FIG. 3

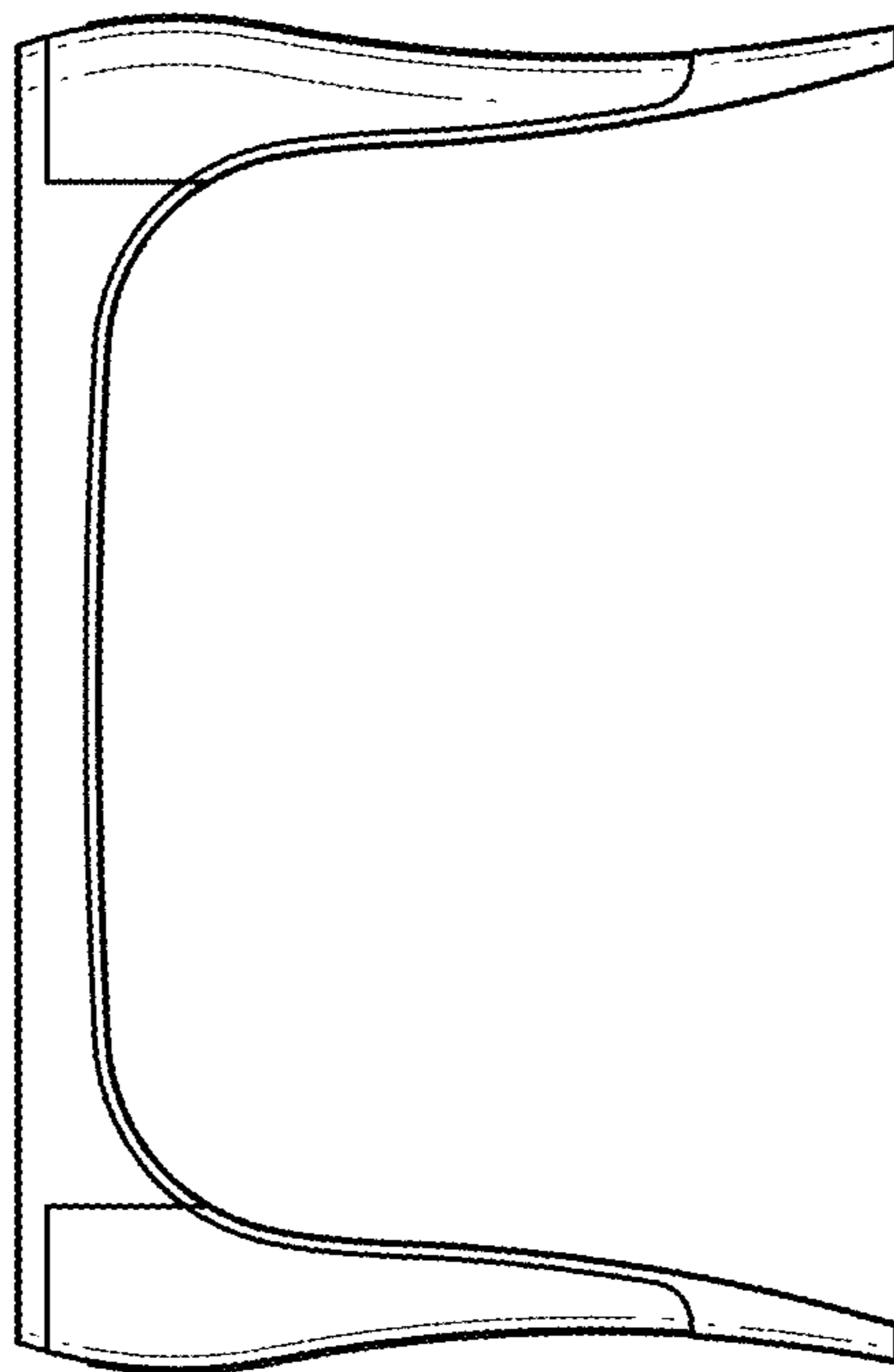


FIG. 4

