



US00D904811S

(12) **United States Design Patent** (10) **Patent No.:** **US D904,811 S**
Sumlin (45) **Date of Patent:** **** Dec. 15, 2020**

(54) **TABLE**

(71) Applicant: **Charles Neal Sumlin**, Aguadilla, PR (US)

(72) Inventor: **Charles Neal Sumlin**, Aguadilla, PR (US)

(73) Assignee: **Amini Innovation Corporation**, Pico Rivera, CA (US)

(**) Term: **15 Years**

(21) Appl. No.: **29/678,529**

(22) Filed: **Jan. 29, 2019**

(51) **LOC (12) Cl.** **06-03**

(52) **U.S. Cl.**
USPC **D6/691.1**

(58) **Field of Classification Search**
USPC D6/685, 686, 688, 688.11, 688.21, 691, D6/691.1–691.9

CPC A47B 7/00; A47B 13/00; A47B 13/02; A47B 13/04; A47B 13/06; A47B 13/08; A47B 13/10; A47B 13/12; A47B 17/00; A47B 21/00; A47B 2200/0001; A47B 2200/0011; A47B 2200/002

See application file for complete search history.

(56) **References Cited**

U.S. PATENT DOCUMENTS

D175,195 S *	7/1955	Streng	D6/691.8
D278,577 S *	4/1985	Gwathmey	D6/691.8
D334,312 S *	3/1993	Glass	D6/691.8
D801,737 S *	11/2017	Schmitt	D6/691.1
D878,800 S *	3/2020	Sumlin	D6/393

* cited by examiner

Primary Examiner — Mary Ann Calabrese

(74) *Attorney, Agent, or Firm* — Cislo & Thomas, LLP

(57) **CLAIM**

The ornamental design for a table, as shown and described.

DESCRIPTION

FIG. 1 is a front perspective view of my table;
FIG. 2 is a front view thereof;
FIG. 3 is a right side view, the left side (not shown) is a mirror image thereof; and,
FIG. 4 is a top view of my table.

1 Claim, 4 Drawing Sheets

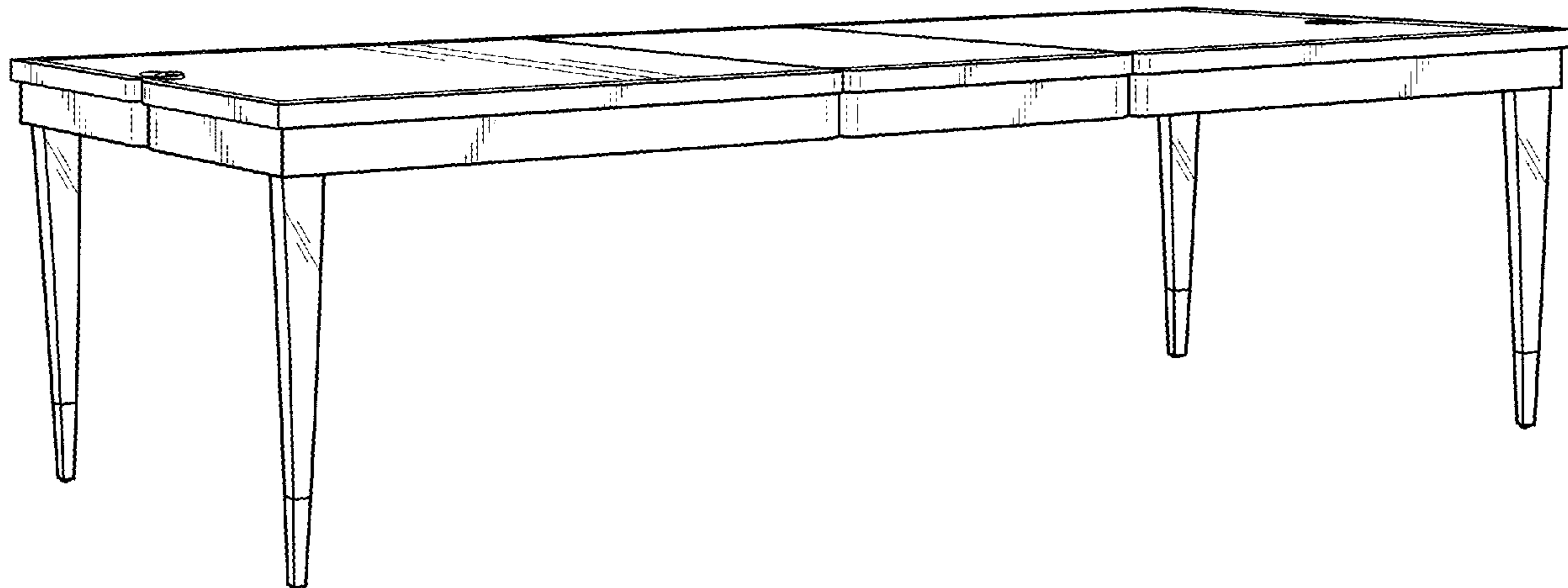


FIG. 1




FIG. 2

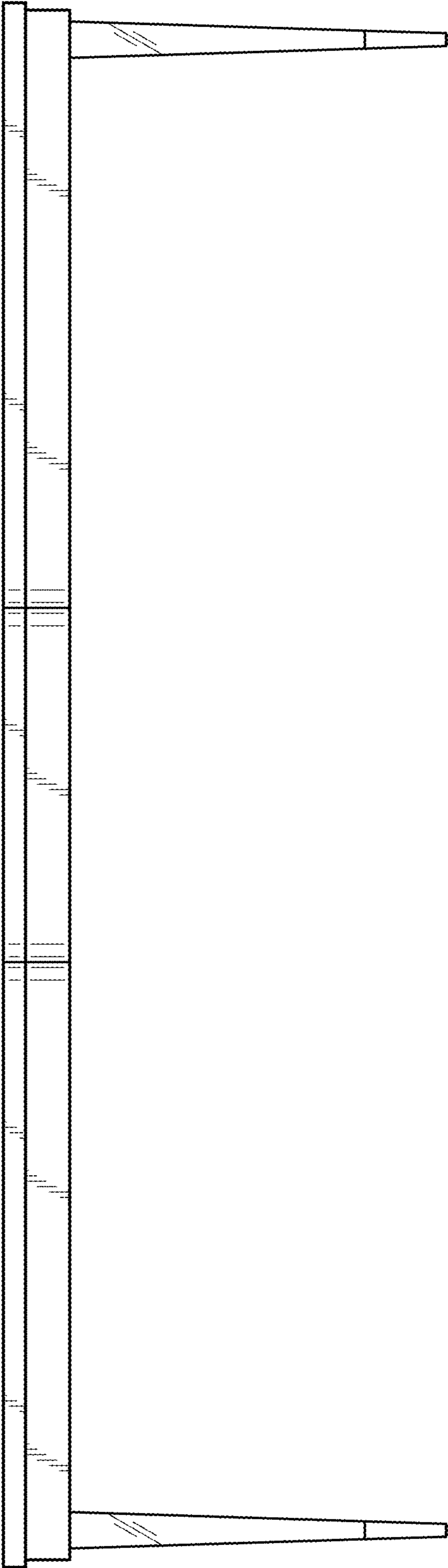


FIG. 3

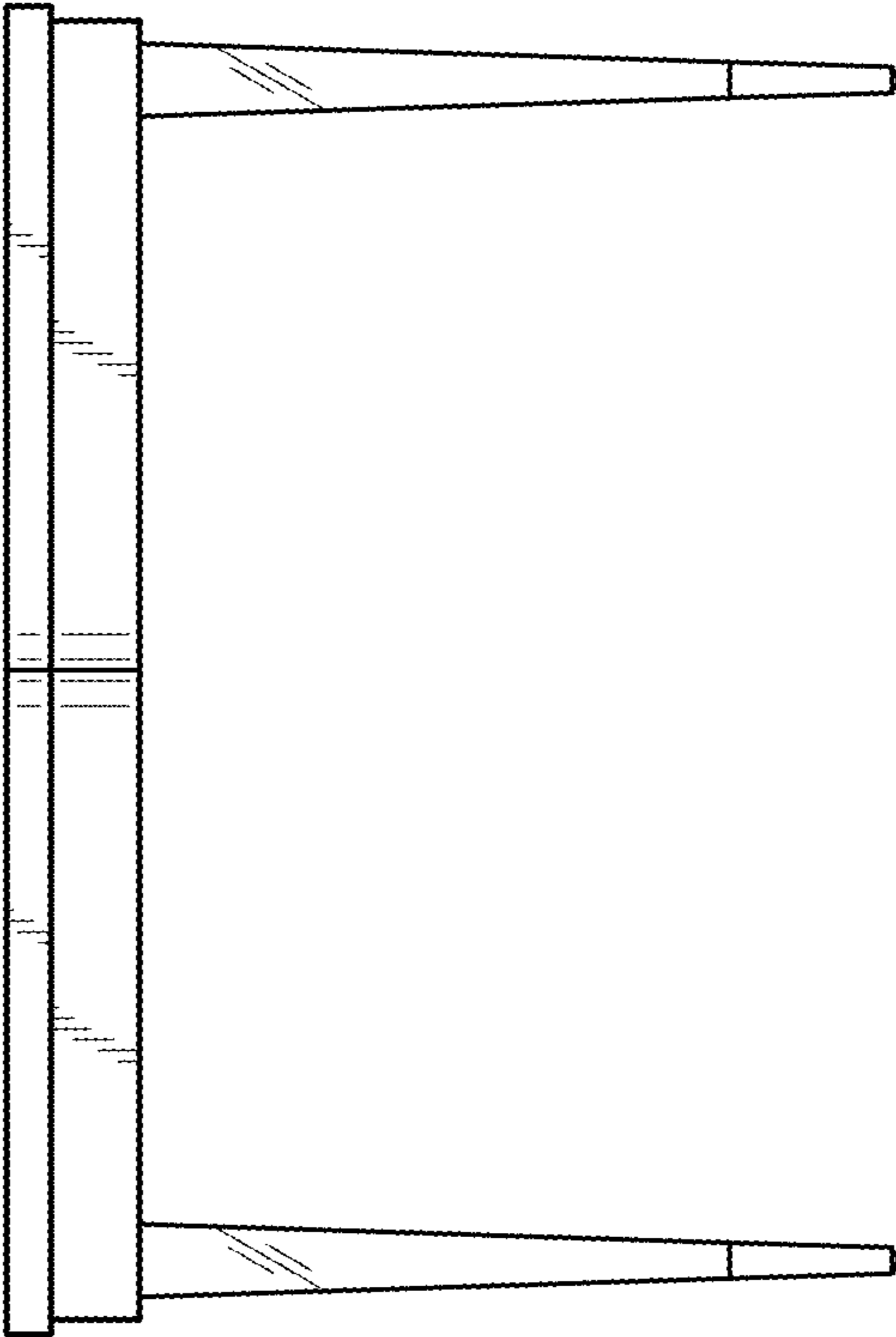


FIG. 4

