



US00D904808S

(12) **United States Design Patent** (10) **Patent No.:** **US D904,808 S**
Felsenthal et al. (45) **Date of Patent:** **** Dec. 15, 2020**

(54) **SHELF FOR SHOES AND OTHER ARTICLES**

(71) Applicant: **Whitmor, Inc.**, Southaven, MS (US)

(72) Inventors: **Sandy Felsenthal**, Memphis, TN (US);
Gil Gaska, Germantown, TN (US)

(73) Assignee: **Whitmor, Inc.**, Southaven, MS (US)

(**) Term: **15 Years**

(21) Appl. No.: **29/706,160**

(22) Filed: **Sep. 18, 2019**

(51) **LOC (12) Cl.** **06-06**

(52) **U.S. Cl.**
USPC **D6/675.4**

(58) **Field of Classification Search**
USPC D6/315, 319, 329, 673, 675, 675.1,
D6/675.2, 675.3, 675.4, 680.2, 680.3,
D6/702, 512, 514
CPC A47B 47/00; A47B 47/04; A47B 55/02;
A47B 81/00; A47B 96/02; A47F 5/00;
A47F 5/0018; A47F 5/0025; A47F 5/0056
See application file for complete search history.

(56) **References Cited**

U.S. PATENT DOCUMENTS

| | | | | | |
|-----------|-----|---------|----------|-------|------------------------|
| 1,032,054 | A * | 7/1912 | Fanning | | A47B 83/045 312/282 |
| D160,830 | S * | 11/1950 | Aron | | D6/675.4 |
| D172,776 | S * | 8/1954 | Baylon | | D6/675.4 |
| 2,938,632 | A * | 5/1960 | Mondineu | | A47B 31/04 108/106 |
| 2,975,909 | A * | 3/1961 | Foster | | A47B 96/04 108/5 |
| D190,587 | S * | 6/1961 | Magers | | D6/675.4 |

(Continued)

OTHER PUBLICATIONS

<https://www.amazon.com/Simple-Trending-Stackable-Expandable-Adjustable/dp/B07XZ9CY6W>.*

Primary Examiner — Kelley A Donnelly

(74) *Attorney, Agent, or Firm* — Stites & Harbison
PLLC; Richard S. Myers, Jr.

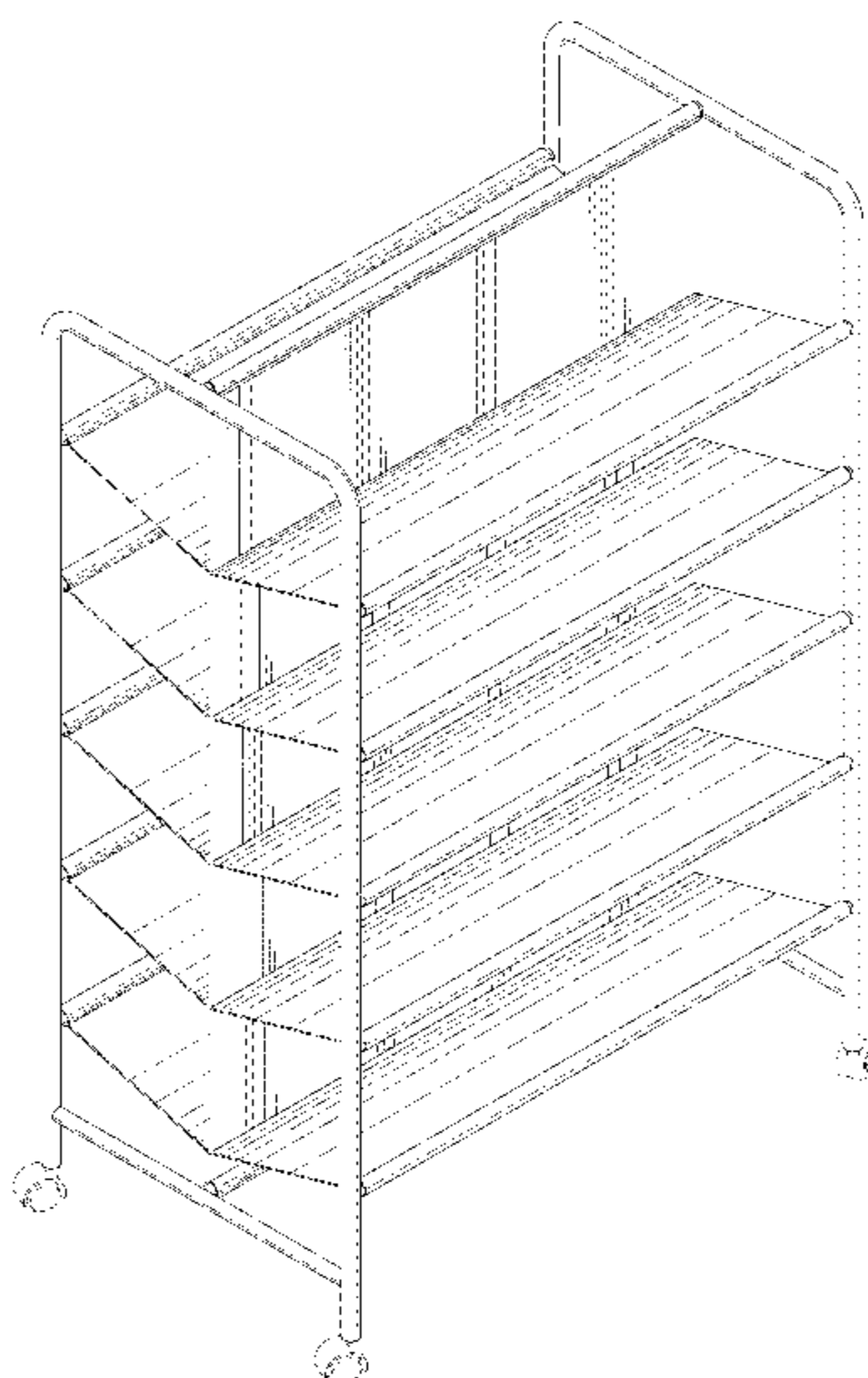
(57) **CLAIM**

The design for a shelf for shoes and other articles, as shown and described.

DESCRIPTION

FIG. 1 is a front perspective view of the design of a shelf for shoes and other articles of the present invention;
 FIG. 2 is a front elevation view of the shelf for shoes and other articles shown in FIG. 1;
 FIG. 3 is a side elevation view of the shelf for shoes and other articles shown in FIG. 1;
 FIG. 4 is a top plan view of the shelf for shoes and other articles shown in FIG. 1;
 FIG. 5 is a bottom plan view of the shelf for shoes and other articles shown in FIG. 1;
 FIG. 6 is a front perspective view of the design of a shelf for shoes and other articles of the present invention;
 FIG. 7 is a front elevation view of the shelf for shoes and other articles shown in FIG. 6;
 FIG. 8 is a side elevation view of the shelf for shoes and other articles shown in FIG. 6;
 FIG. 9 is a top plan view of the shelf for shoes and other articles shown in FIG. 6;
 FIG. 10 is a bottom plan view of the shelf for shoes and other articles shown in FIG. 6;
 FIG. 11 is a front perspective view of the design of a shelf for shoes and other articles of the present invention;
 FIG. 12 is a front elevation view of the shelf for shoes and other articles shown in FIG. 11;
 FIG. 13 is a side elevation view of the shelf for shoes and other articles shown in FIG. 11;
 FIG. 14 is a top plan view of the shelf for shoes and other articles shown in FIG. 11; and,
 FIG. 15 is a bottom plan view of the shelf for shoes and other articles shown in FIG. 11.

1 Claim, 12 Drawing Sheets



(56)

References Cited

U.S. PATENT DOCUMENTS

3,149,727 A * 9/1964 Magers A47F 7/144
211/186
3,664,063 A * 5/1972 Ware A01G 9/022
47/39
D228,110 S * 8/1973 Kerman D6/675.4
D243,906 S * 4/1977 Ware D11/144
D272,400 S * 1/1984 Persch D6/629
D299,797 S * 2/1989 Walter D6/675.3
D337,673 S * 7/1993 Goetz D6/675.4
D361,680 S * 8/1995 Palsson D6/675.4
D386,870 S * 11/1997 Halvorson, Jr. D34/21
D390,728 S * 2/1998 Herman D34/21
D427,458 S * 7/2000 McColskey D6/675.1
D456,641 S * 5/2002 Carrabba D6/675.1
D486,982 S * 2/2004 Hessell D6/675.4
D496,544 S * 9/2004 Bosman D6/675.1
D534,375 S * 1/2007 Sparkowski D6/678.3
D598,220 S * 8/2009 Sparkowski D6/675.2
D696,878 S * 1/2014 Murphy D6/675.1
D830,090 S * 10/2018 Etelaaho D6/681.2
D882,307 S * 4/2020 Chiang D6/675.4

* cited by examiner

FIG. 1

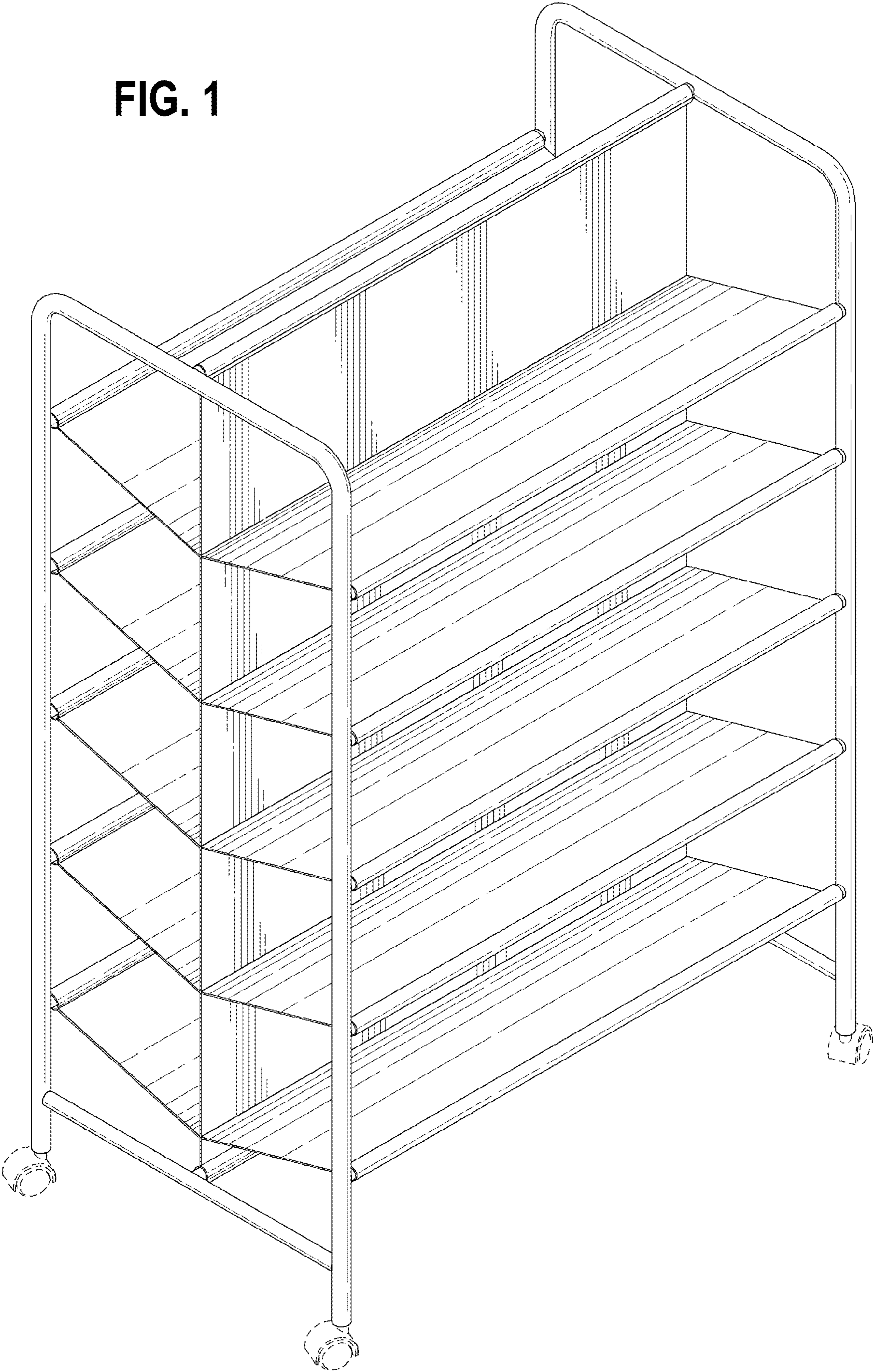


FIG. 2




FIG. 3

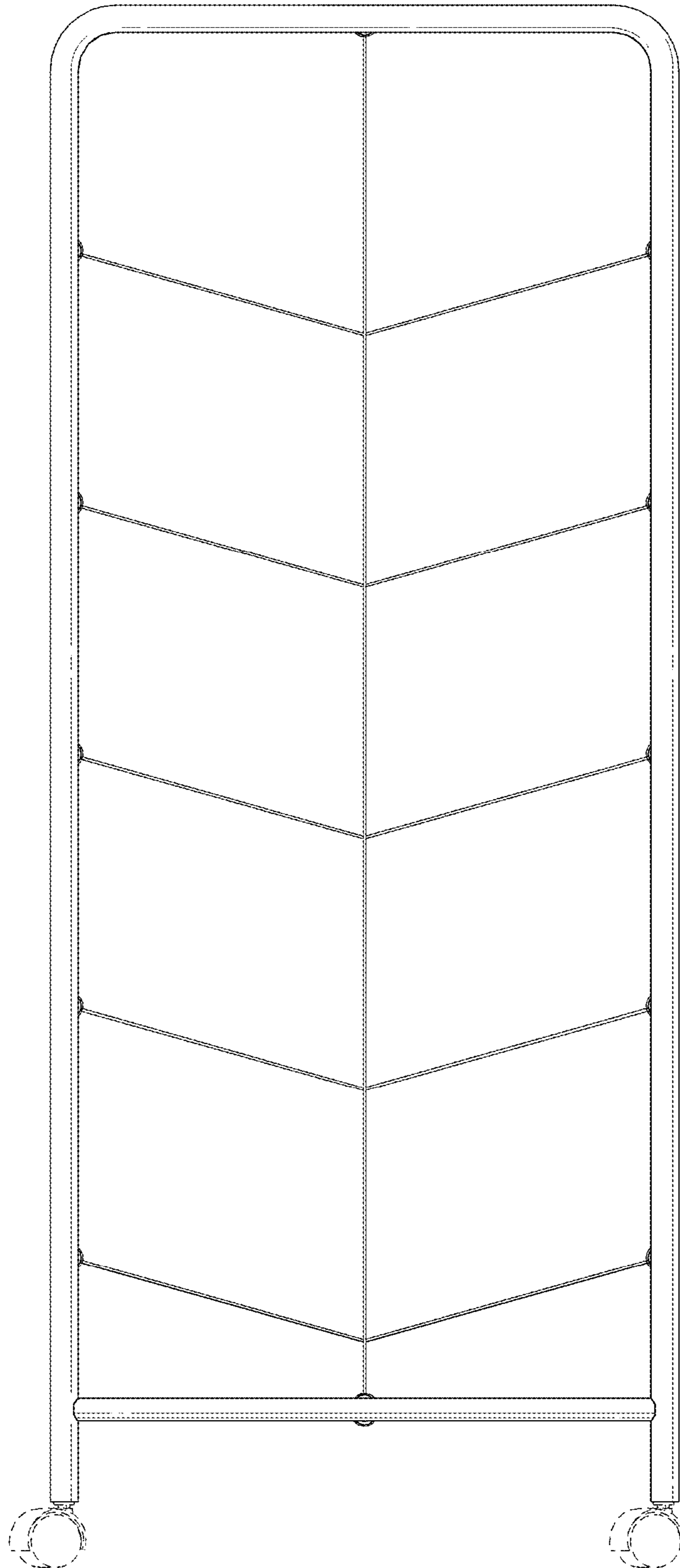


FIG. 4




FIG. 5




FIG. 6

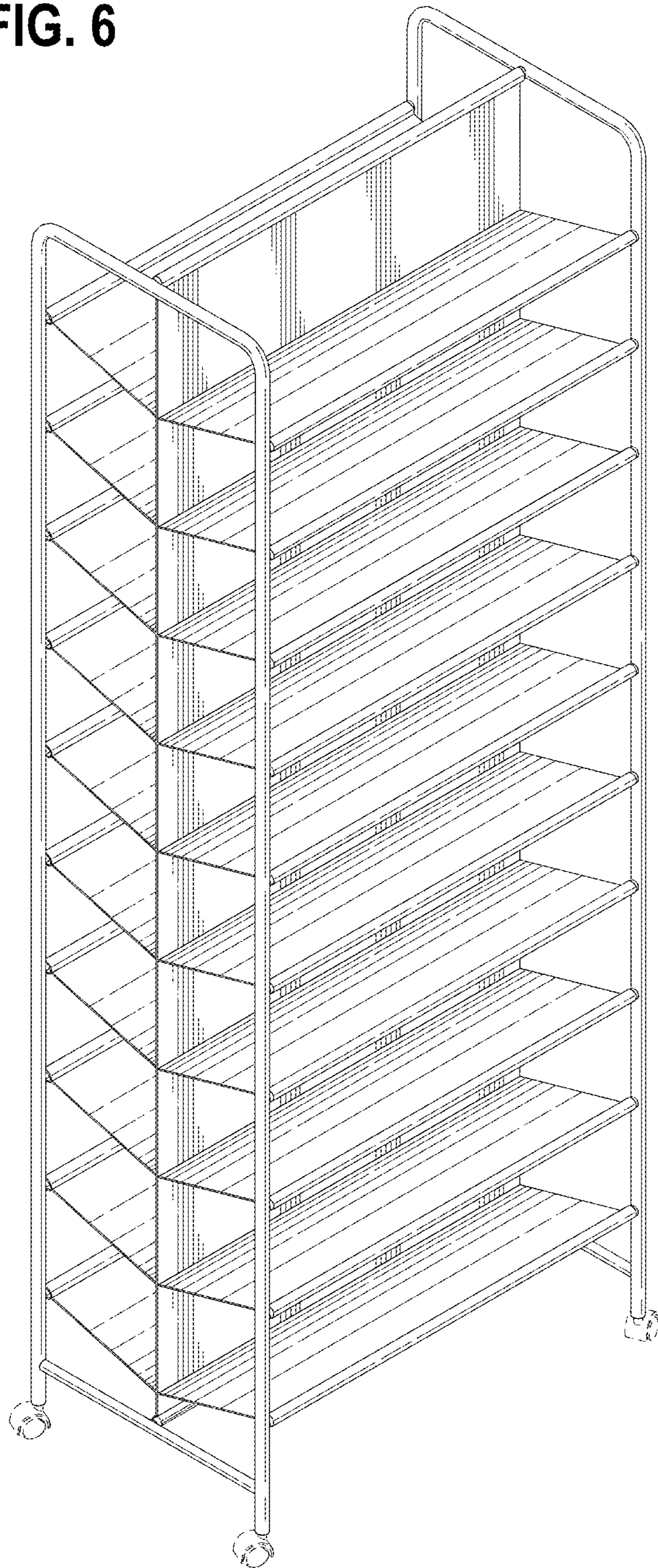


FIG. 7




FIG. 8

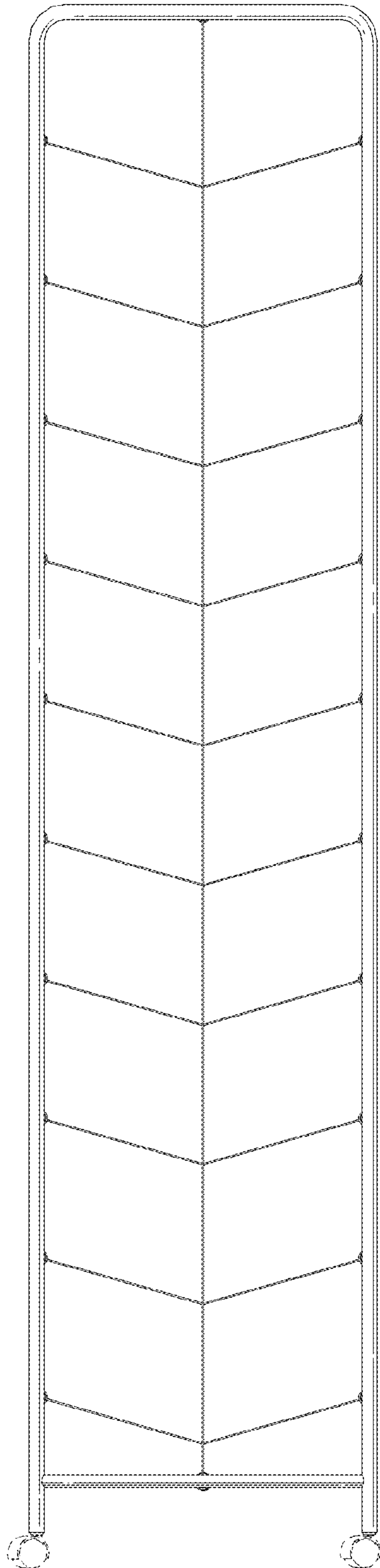


FIG. 9

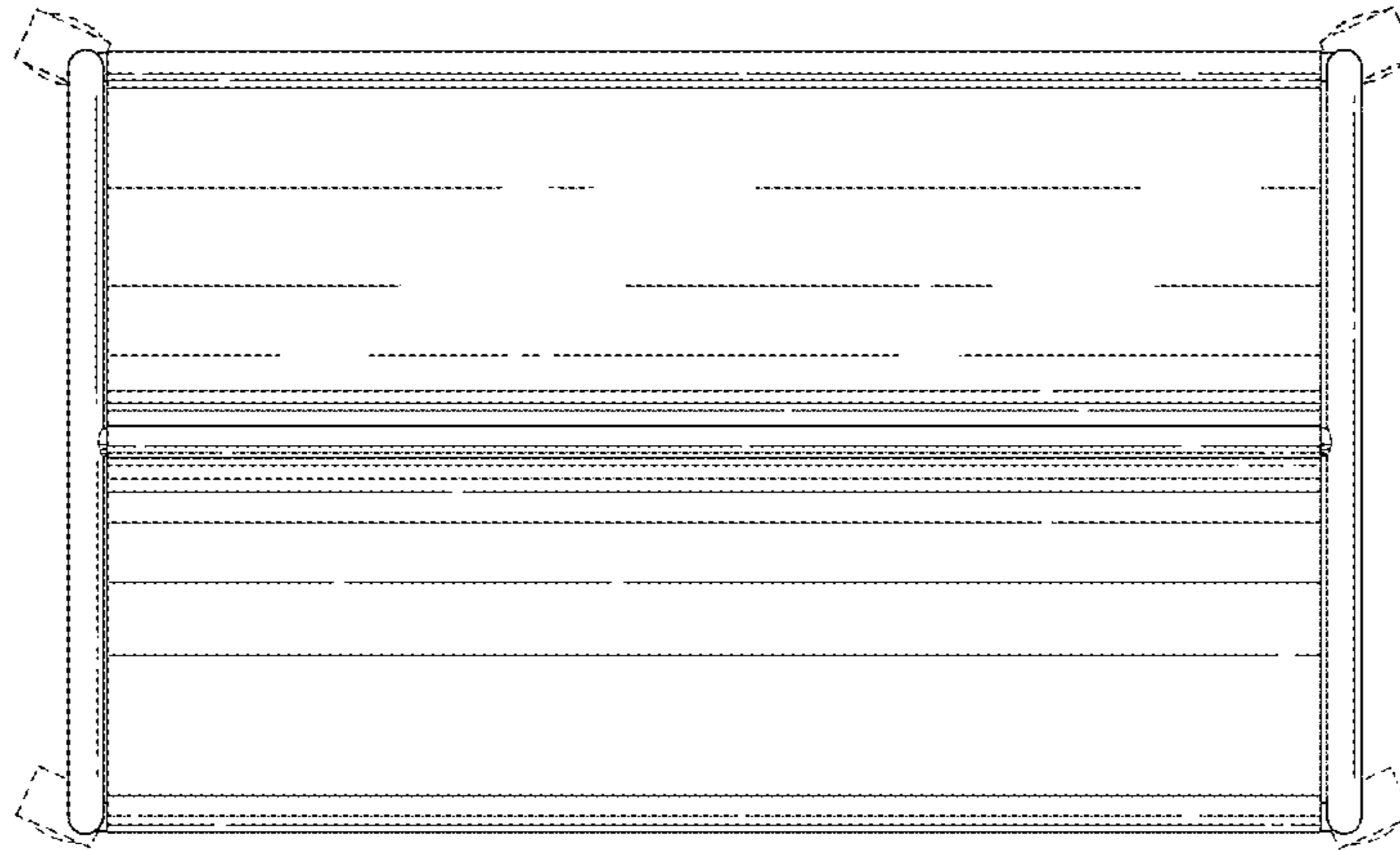


FIG. 10




FIG. 11

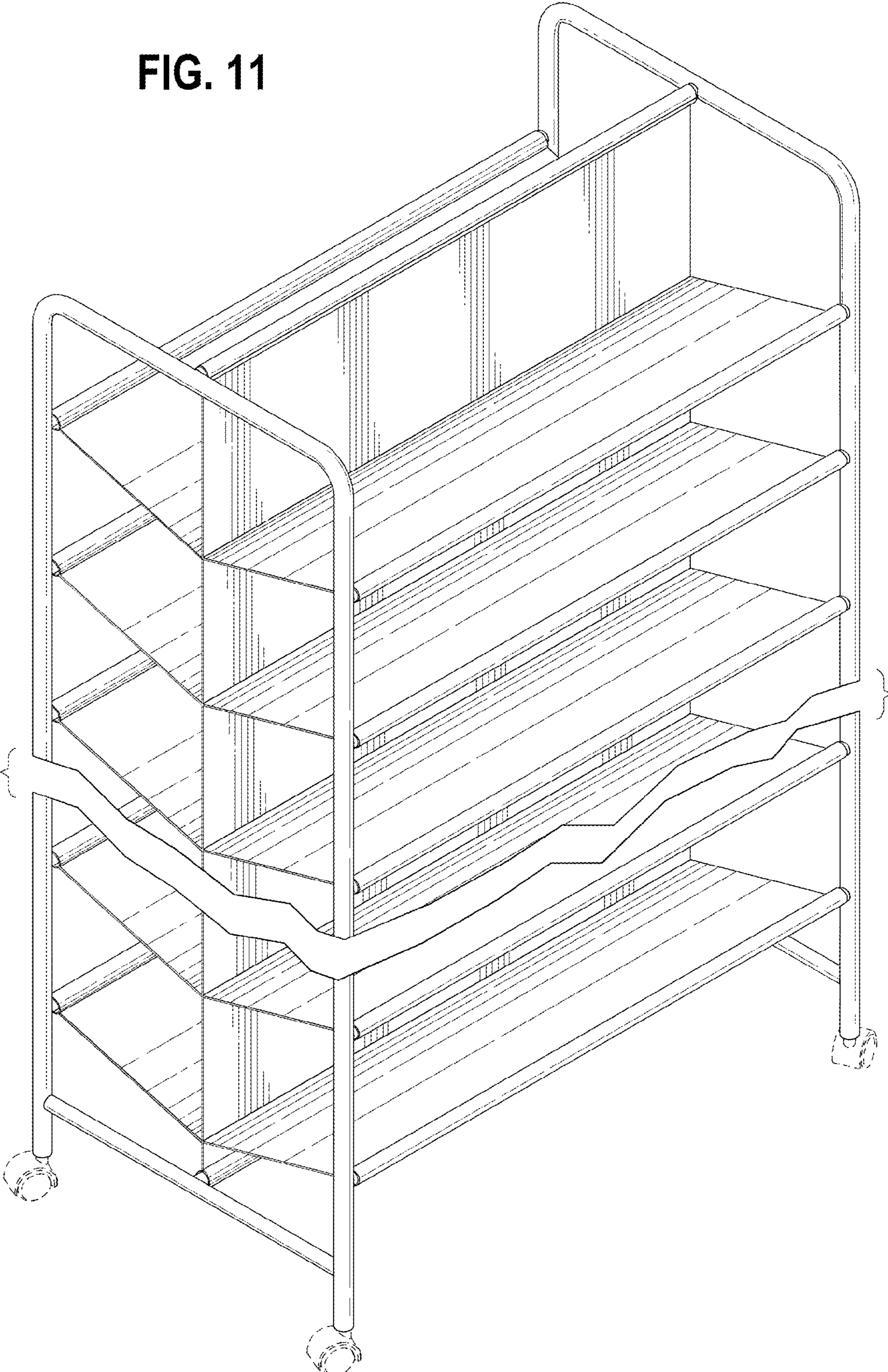


FIG. 12




FIG. 13

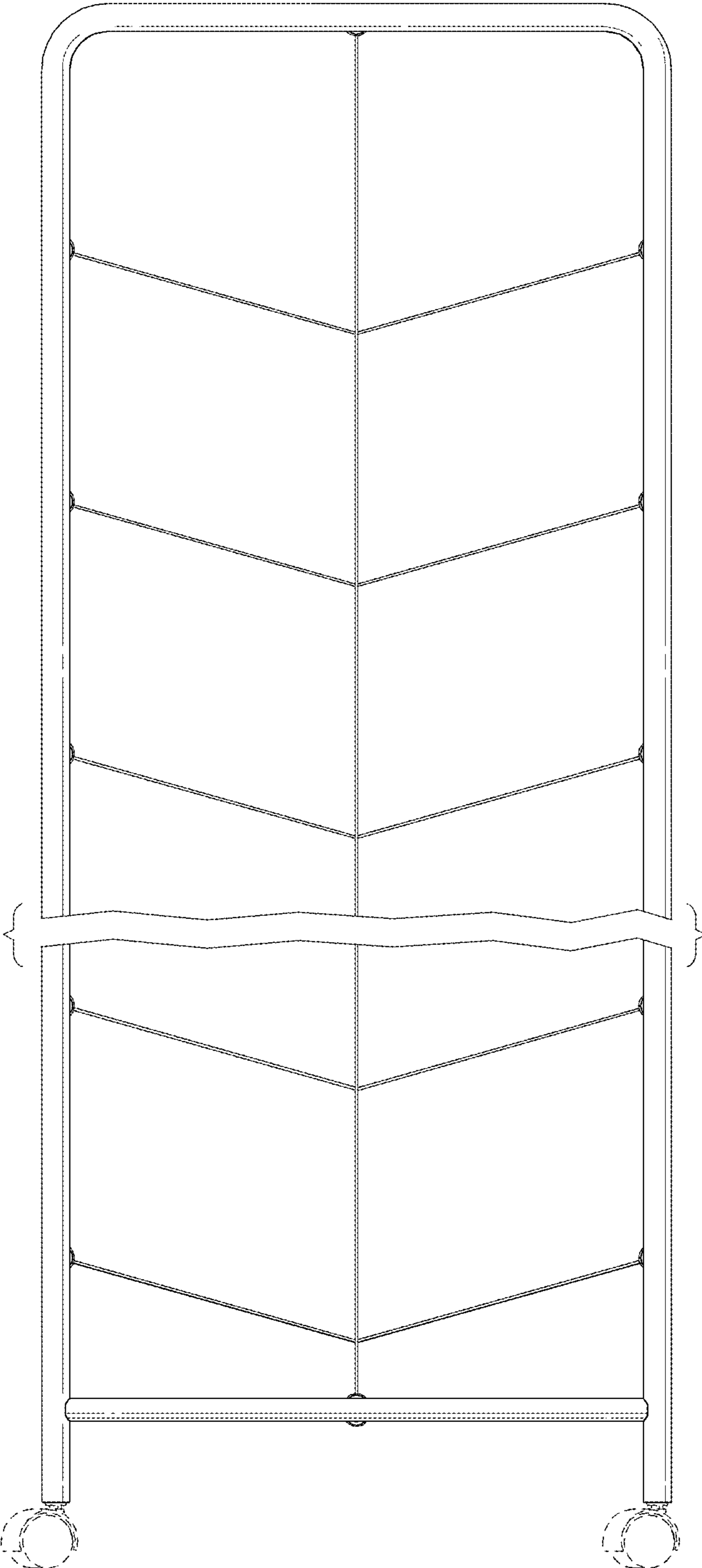


FIG. 14




FIG. 15

