



US00D904796S

(12) **United States Design Patent**
Bridgham

(10) **Patent No.:** **US D904,796 S**

(45) **Date of Patent:** **** Dec. 15, 2020**

(54) **BEDSHEET WITH MESH INSERTS**

FOREIGN PATENT DOCUMENTS

(71) Applicant: **WESTPOINT HOME INC.**, New York, NY (US)

CN 204698240 U 10/2015
TR 2010-06768 U 8/2010

(72) Inventor: **Walter Bridgham**, New York, NY (US)

Primary Examiner — R. Johnson

(73) Assignee: **WESTPOINT HOME LLC**, New York, NY (US)

(74) *Attorney, Agent, or Firm* — Seyfarth Shaw LLP; Jamaica Szeliga

(**) Term: **15 Years**

(57) **CLAIM**

(21) Appl. No.: **29/681,394**

The ornamental design for a bedsheet with mesh inserts, as shown and described.

(22) Filed: **Feb. 25, 2019**

(51) **LOC (12) Cl.** **06-13**

(52) **U.S. Cl.**
USPC **D6/602**

(58) **Field of Classification Search**
USPC D6/596, 602, 603, 608; D2/719, 823
CPC A47G 9/02; A47G 9/0207; A47G 9/0215;
A47G 9/0223; A47G 9/0238; A47G 9/0246; A47G 9/062; A47K 7/00; A47K 7/022; A47K 7/028; A47K 7/04; A47K 7/043; A47K 10/02; A47D 15/003; A47D 5/006; A45C 9/00

See application file for complete search history.

DESCRIPTION

FIG. 1 is a top view of the bedsheet with mesh inserts showing the new design.

FIG. 2 is a bottom view of the bedsheet with mesh inserts shown in FIG. 1.

FIG. 3 is a top, detail view of the mesh insert portion of the bedsheet with mesh inserts shown in FIG. 1.

FIG. 4 is a bottom, detail view of the mesh insert portion of the bedsheet with mesh inserts shown in FIG. 1.

FIG. 5 is a front, perspective view of the bedsheet with mesh inserts shown in FIG. 1, where the bedsheet is depicted as covering the top of a mattress.

FIG. 6 is a top view of the bedsheet with mesh inserts shown in FIG. 1, where the bedsheet is depicted as covering the top of a mattress.

FIG. 7 is a left, side view of the bedsheet with mesh inserts shown in FIG. 1, where the bedsheet is depicted as covering the top of a mattress; and,

FIG. 8 is a right, side view of the bedsheet with mesh inserts shown in FIG. 1, where the bedsheet is depicted as covering the top of a mattress.

Broken lines shown in the drawings are for the purpose of illustrating environmental structure or to define boundaries and form no part of the claimed design.

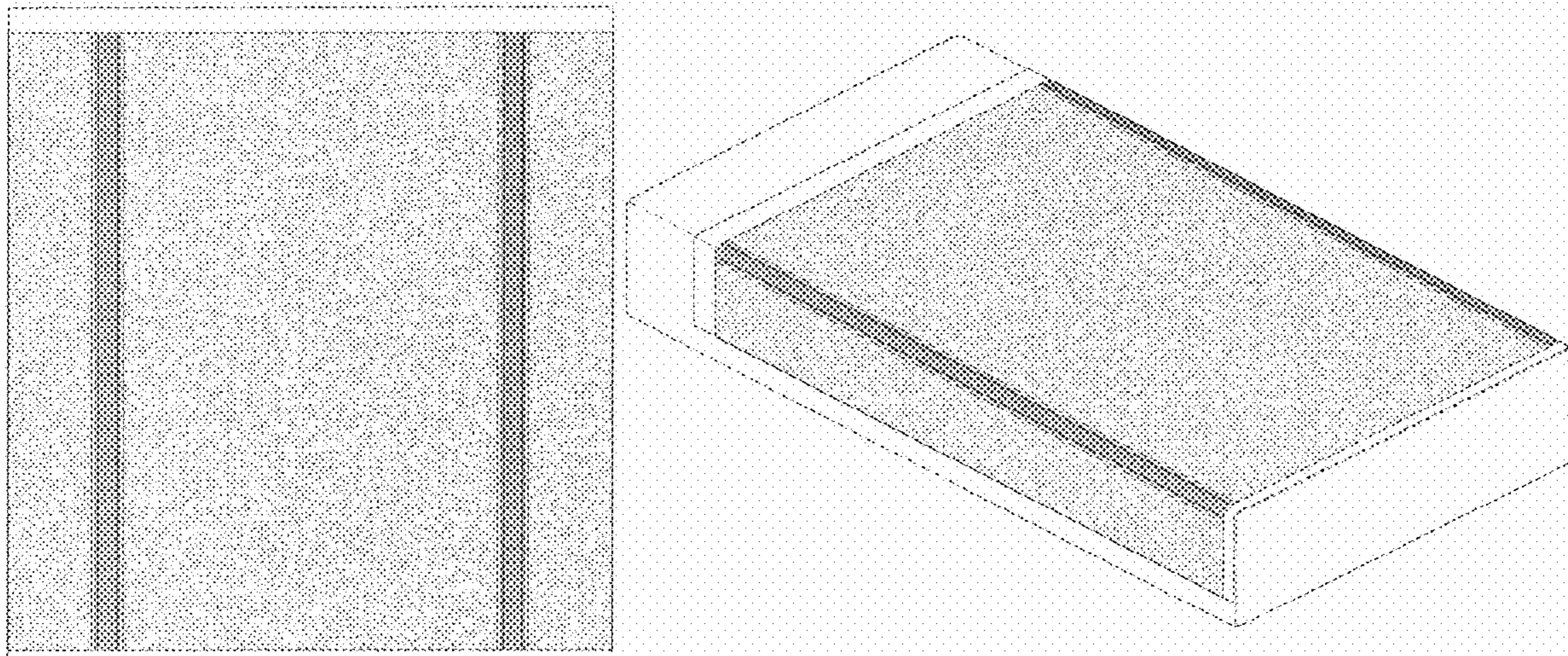
(56) **References Cited**

U.S. PATENT DOCUMENTS

D56,824 S *	12/1920	Margerison et al.	D6/608
1,425,952 A *	8/1922	Fidler	A47G 9/04 5/485
D63,213 S *	11/1923	Baylis	D6/603
D63,215 S *	11/1923	Baylis	D6/603
D100,951 S *	8/1936	Klein	D6/608
D115,688 S *	7/1939	Davis	D6/603
2,596,547 A *	5/1952	Guest	A47G 9/0207 5/502
2,821,723 A *	2/1958	Gluck	A47G 9/0238 5/501
3,325,832 A	6/1967	Malicki		
6,615,427 B1	9/2003	Hailey		

(Continued)

1 Claim, 7 Drawing Sheets



(56)

References Cited

U.S. PATENT DOCUMENTS

D488,661 S * 4/2004 Barman D6/596
D672,136 S 12/2012 Martin
D672,183 S 12/2012 Alletto, Jr.
D672,184 S 12/2012 Alletto, Jr.
8,646,134 B1 2/2014 Alletto, Jr.
D824,698 S * 8/2018 Pennington D6/605
D831,384 S * 10/2018 O'Neill D6/601
2016/0157644 A1 6/2016 Holbrook et al.
2017/0167060 A1* 6/2017 Daley D03D 15/0027
2017/0251842 A1 9/2017 Alletto, Jr.

* cited by examiner




FIG. 1




FIG. 2




FIG. 3




FIG. 4

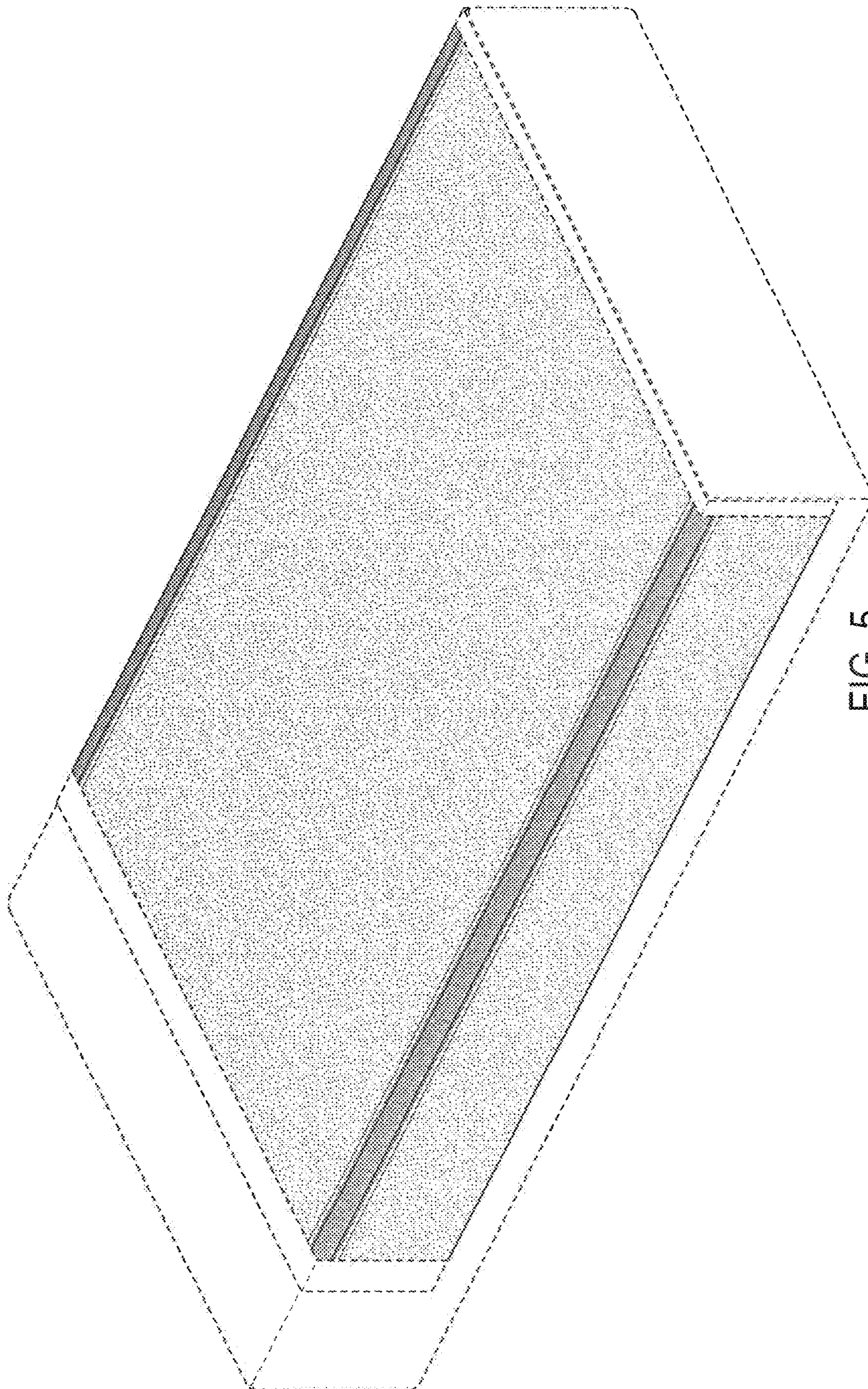


FIG. 5




FIG. 6




FIG. 7




FIG. 8