



US00D904792S

(12) **United States Design Patent** (10) **Patent No.:** **US D904,792 S**  
**Turner** (45) **Date of Patent:** **\*\* Dec. 15, 2020**

(54) **WRAP FOR YOGA MATS**  
(71) Applicant: **Tecumpseh S. Turner**, Scottsdale, AZ (US)  
(72) Inventor: **Tecumpseh S. Turner**, Scottsdale, AZ (US)  
(\*\*) Term: **15 Years**  
(21) Appl. No.: **29/693,976**  
(22) Filed: **Jun. 6, 2019**  
(51) **LOC (12) Cl.** ..... **06-11**  
(52) **U.S. Cl.**  
USPC ..... **D6/582**  
(58) **Field of Classification Search**  
USPC ..... D6/582-589, 591, 592, 609, 613, 614;  
D12/203, 608; D19/9, 10, 37, 113;  
D21/686, 780; D23/261, 310, 361;  
D25/138, 156, 157, 163; D30/161;  
D32/57  
CPC ..... A47G 27/02; A47G 27/0206; A47G  
27/0212; A47G 27/0218; A47G 27/0225;  
A47G 27/0231; A47G 27/0237; A47G  
27/0275; A47G 27/0293; A47G 9/062;  
A47K 3/002; A63B 6/00; A63B 21/4037;  
E04F 2201/095; E04F 19/10; A47L  
23/26; A47L 23/266  
See application file for complete search history.

(56) **References Cited**  
U.S. PATENT DOCUMENTS  
1,237,243 A \* 8/1917 Conner ..... A47C 27/001  
5/420  
4,735,246 A \* 4/1988 Niehaus ..... A45C 7/0095  
206/6.1  
5,010,610 A \* 4/1991 Ackley ..... A47C 17/64  
5/420  
D341,513 S \* 11/1993 Reeves ..... 5/419  
D392,146 S \* 3/1998 Gregg ..... D6/608

6,859,960 B1 \* 3/2005 Jerome ..... A47G 9/083  
5/413 R  
7,086,533 B1 \* 8/2006 Enko ..... A63F 9/1044  
206/315.1  
D774,328 S \* 12/2016 Shamash ..... A63B 21/4037  
D6/596  
D799,857 S \* 10/2017 Takagi ..... A47G 27/0212  
D6/596  
9,930,948 B2 \* 4/2018 Gort ..... A45C 11/26  
2004/0088788 A1 \* 5/2004 Alane ..... A47G 27/0237  
5/420  
2005/0039261 A1 \* 2/2005 Corral ..... A47G 9/062  
5/417  
2013/0042408 A1 \* 2/2013 Sun ..... A47G 27/0237  
5/417  
2013/0153081 A1 \* 6/2013 Garbarino ..... B32B 5/26  
139/420 R

(Continued)

*Primary Examiner* — Kevin K Rudzinski  
*Assistant Examiner* — Clare Ann Gannon  
(74) *Attorney, Agent, or Firm* — Egbert, McDaniel & Swartz, PLLC

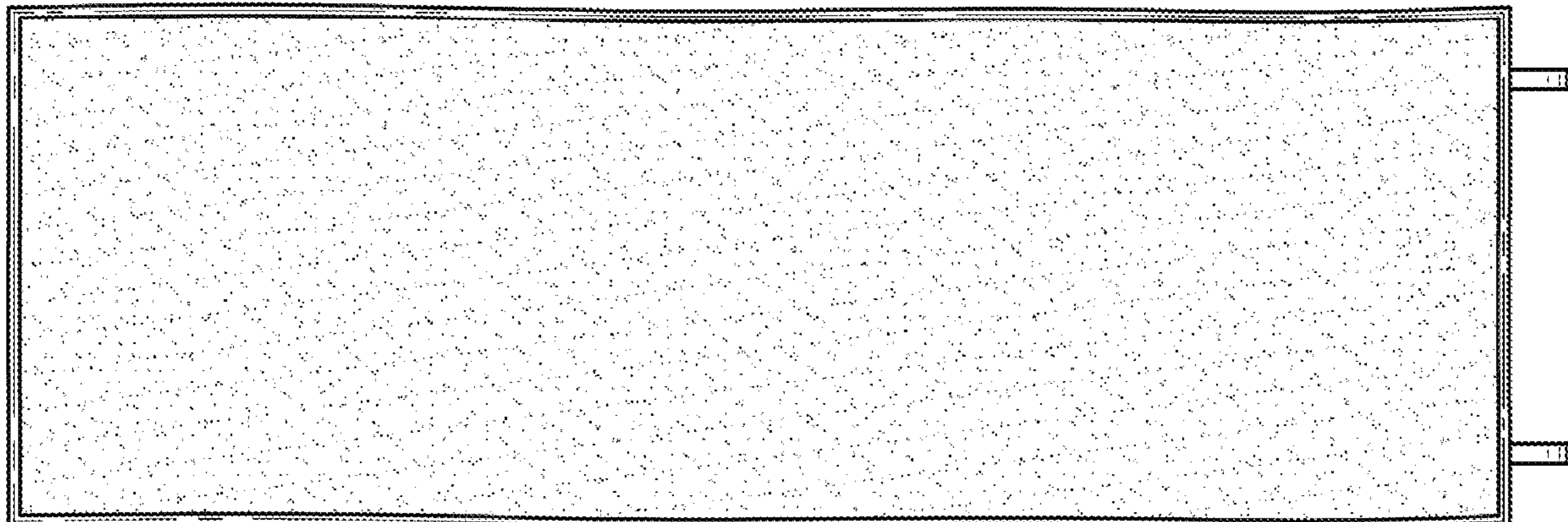
(57) **CLAIM**

The ornamental design for a wrap for yoga mats, as shown and described.

**DESCRIPTION**

FIG. 1 is a top view of a wrap for yoga mats of my new design.  
FIG. 2 is a bottom view thereof;  
FIG. 3 is a side view thereof, an opposite side view being a mirror image thereof;  
FIG. 4 is a front view being thereof;  
FIG. 5 is a rear view thereof; and,  
FIG. 6 is a perspective view illustrating the wrap for yoga mats in a rolled state.  
The tag illustrated in broken lines in FIG. 2 depicts a portion of the wrap for yoga mats that forms no part of the claimed design.

**1 Claim, 3 Drawing Sheets**



(56)

**References Cited**

U.S. PATENT DOCUMENTS

2015/0107022 A1\* 4/2015 Al Yazdi ..... A47G 27/0237  
5/417  
2015/0305537 A1\* 10/2015 Zich ..... A47G 27/0212  
206/389  
2015/0314161 A1\* 11/2015 Mezger ..... A63B 21/4037  
5/658  
2016/0229151 A1\* 8/2016 Eberts ..... B32B 25/10  
2019/0126121 A1\* 5/2019 Ramaswamy ..... A63B 21/4037  
2019/0134484 A1\* 5/2019 Bova ..... A45F 3/14  
2020/0179778 A1\* 6/2020 Cannon ..... A63B 67/007

\* cited by examiner




FIG. 1

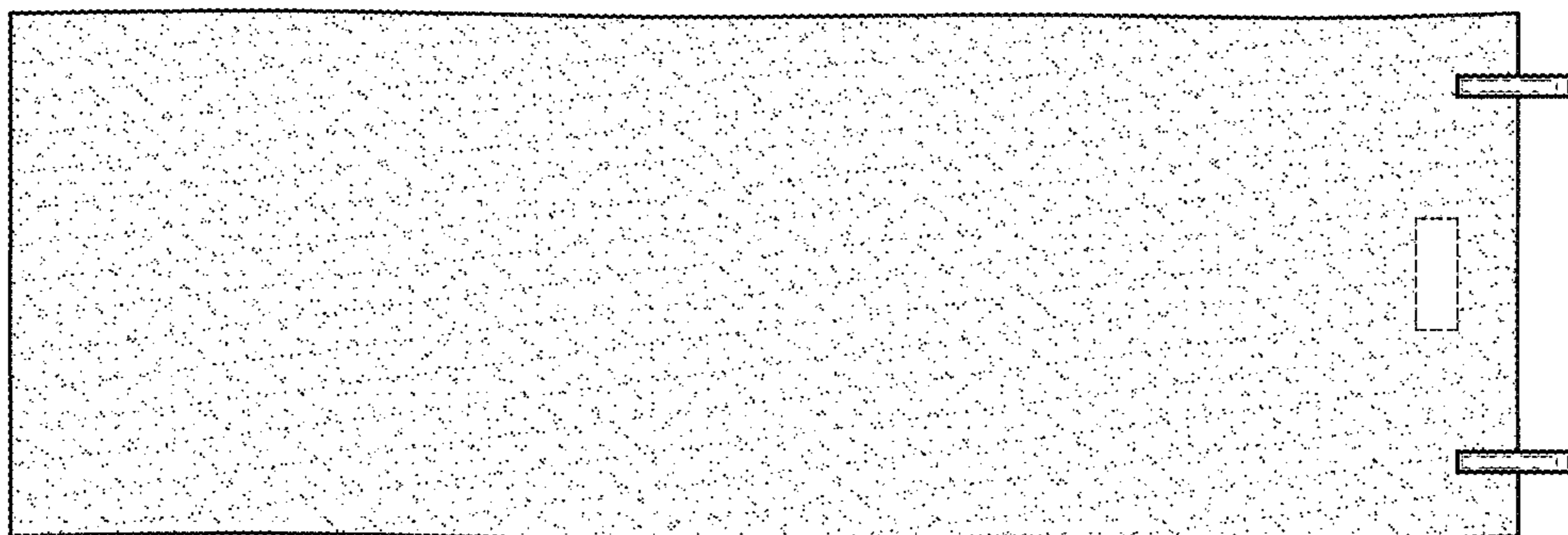


FIG. 2




FIG. 3




FIG. 4




FIG. 5

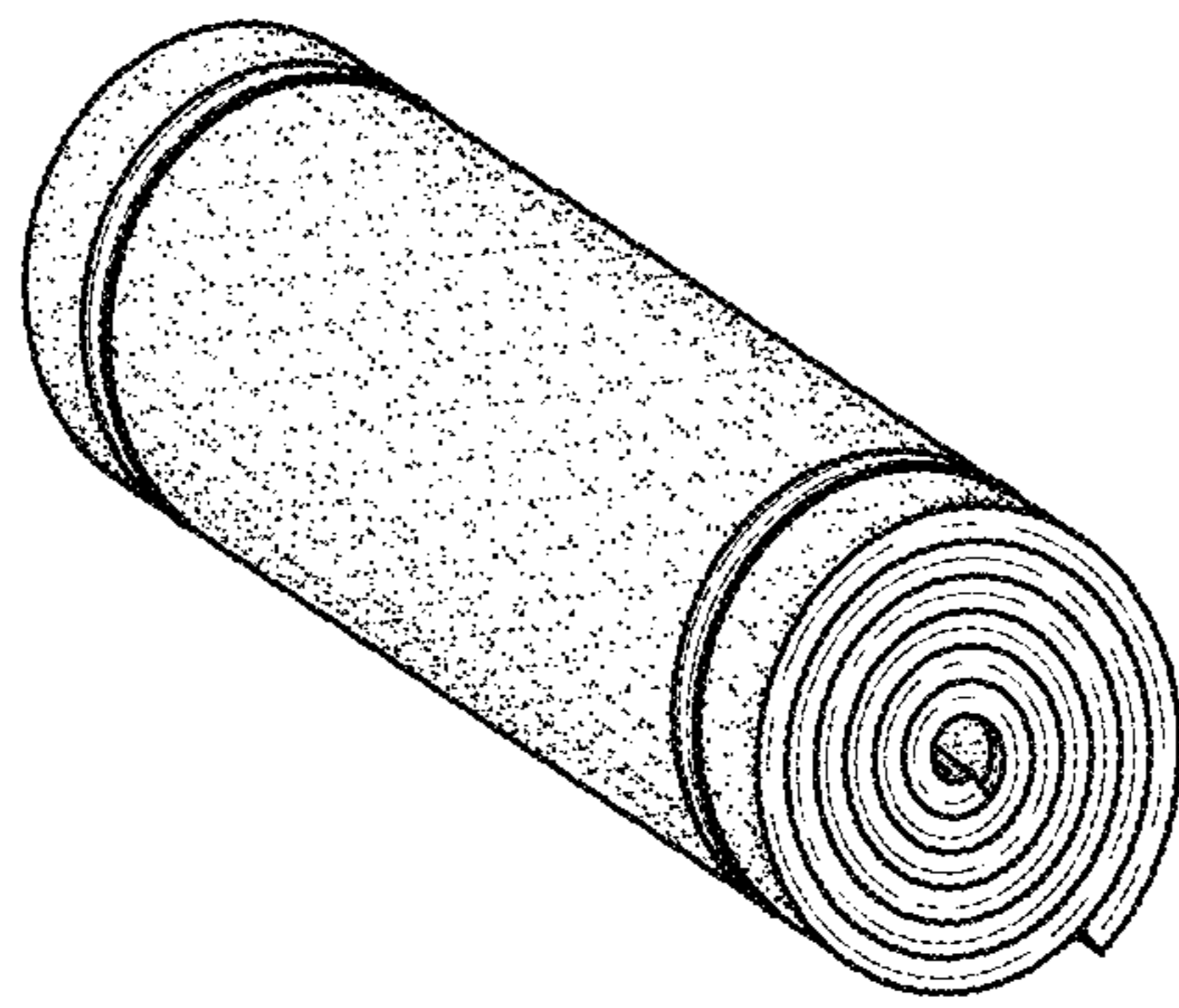


FIG. 6