



US00D904791S

(12) **United States Design Patent**
Chiang

(10) **Patent No.:** **US D904,791 S**

(45) **Date of Patent:** **** Dec. 15, 2020**

(54) **RUSTIC TORCHED WOOD
WALL-MOUNTED SHELVES AND BAR**

D676,688 S * 2/2013 Lim D6/675.1
D851,965 S * 6/2019 Chiang D6/672
D855,992 S * 8/2019 Chiang D3/307

(71) Applicant: **MyGift Enterprise, LLC**, Woodinville,
WA (US)

* cited by examiner

(72) Inventor: **Cliff Chiang**, Woodinville, WA (US)

Primary Examiner — Wan Laymon

Assistant Examiner — Mark Booker

(**) Term: **15 Years**

(74) *Attorney, Agent, or Firm* — Dean Craine; Marisa
Whitaker

(21) Appl. No.: **29/666,454**

(22) Filed: **Oct. 12, 2018**

(51) **LOC (12) Cl.** **06-04**

(52) **U.S. Cl.**
USPC **D6/574**

(58) **Field of Classification Search**
USPC D6/574, 512, 524, 552, 553, 572, 573,
D6/569, 672, 673, 675, 675.1, 705, 560;
108/28–29, 152; 211/13.1, 42, 71.01,
211/86.01, 87.01, 88.01, 88.03, 90.01,
211/90.03, 126.1, 133.5, 134, 153, 182;
248/205.3, 235, 243, 247, 249, 250;
312/108, 140.2, 229, 245; D3/304–315,
D3/319

CPC A47B 43/00; A47B 43/04; A47B 47/0066;
A47B 47/04; A47B 63/00; A47B 69/00;
A47B 71/00; B65D 51/00

See application file for complete search history.

(56) **References Cited**

U.S. PATENT DOCUMENTS

D443,164 S * 6/2001 Harwanko D6/560
D479,932 S * 9/2003 Clucas D6/560

(57) **CLAIM**

The ornamental design for a rustic torched wood wall-mounted shelves and bar, as shown and described.

DESCRIPTION

This patent contains at least one drawing/photograph executed in color. Copies of this patent with colored drawing(s)/photograph(s) will be provided by the Office upon request and payment of the necessary fee.

FIG. 1 is a front, top perspective view of a rustic torched wood wall-mounted shelves and bar, showing my new design.

FIG. 2 is a front elevational view of the invention.

FIG. 3 is, a rear elevational view of the invention.


FIG. 4 is a top plan view of the invention.

FIG. 5 is a bottom plan view of the invention.

FIG. 6 is a left side elevational view of the invention; and,

FIG. 7 is a right side elevational view of the invention.

1 Claim, 7 Drawing Sheets
(7 of 7 Drawing Sheet(s) Filed in Color)






FIG. 1




FIG. 2




FIG. 3



FIG. 4



FIG. 5



FIG. 6




FIG. 7