



US00D904780S

(12) **United States Design Patent** (10) **Patent No.:** **US D904,780 S**  
**Li** (45) **Date of Patent:** **\*\* Dec. 15, 2020**

(54) **CHAIR**

(71) Applicant: **39F USA INC**, Rancho Cucamonga, CA (US)

(72) Inventor: **Yuehai Li**, Rancho Cucamonga, CA (US)

(\*\*) Term: **15 Years**

(21) Appl. No.: **29/694,420**

(22) Filed: **Jun. 11, 2019**

(51) **LOC (12) Cl.** ..... **06-01**

(52) **U.S. Cl.**  
USPC ..... **D6/366**

(58) **Field of Classification Search**  
USPC ..... D6/334, 344, 348, 364, 366, 369, 370, D6/371, 373, 381, 708, 716, 375, 716.3; D21/521, 695  
CPC ..... A47C 3/029; A47C 3/027; A47C 3/02; A47C 3/04; A47C 3/12; A47C 4/03; A47C 4/04; A47C 5/12; A47C 7/18; A47C 1/0246; A47C 7/44; A47D 13/10; Y10S 297/01  
See application file for complete search history.

(56) **References Cited**

**U.S. PATENT DOCUMENTS**

D648,158 S \* 11/2011 Kubryk ..... D6/366  
D676,680 S \* 2/2013 Arko ..... D6/334

D729,563 S \* 5/2015 Kubryk ..... D6/716  
D730,098 S \* 5/2015 Kubryk ..... D6/716  
D752,889 S \* 4/2016 Bench ..... D6/366  
D766,003 S \* 9/2016 Parker ..... D6/365  
D768,421 S \* 10/2016 Kubryk ..... D6/716  
D779,866 S \* 2/2017 Kubryk ..... D6/716.3  
D819,995 S \* 6/2018 Woller ..... D6/366  
D820,612 S \* 6/2018 Woller ..... D6/366  
D841,992 S \* 3/2019 Kershner ..... D6/335

\* cited by examiner

*Primary Examiner* — Kevin K Rudzinski  
*Assistant Examiner* — Paul D Bohannon  
(74) *Attorney, Agent, or Firm* — Feng Qian

(57) **CLAIM**

The ornamental design for a chair, as shown and described.

**DESCRIPTION**

FIG. 1 is a front perspective view of a chair showing ray new design;  
FIG. 2 is a front elevation view thereof;  
FIG. 3 is a rear elevation view thereof;  
FIG. 4 is a left-side elevation view thereof;  
FIG. 5 is a right-side elevation view thereof;  
FIG. 6 is a top plan view thereof; and,  
FIG. 7 is a bottom plan view thereof.  
The broken lines shown in the drawings are for the purpose of illustrating portions of the article, and form no part of the claimed design.

**1 Claim, 7 Drawing Sheets**

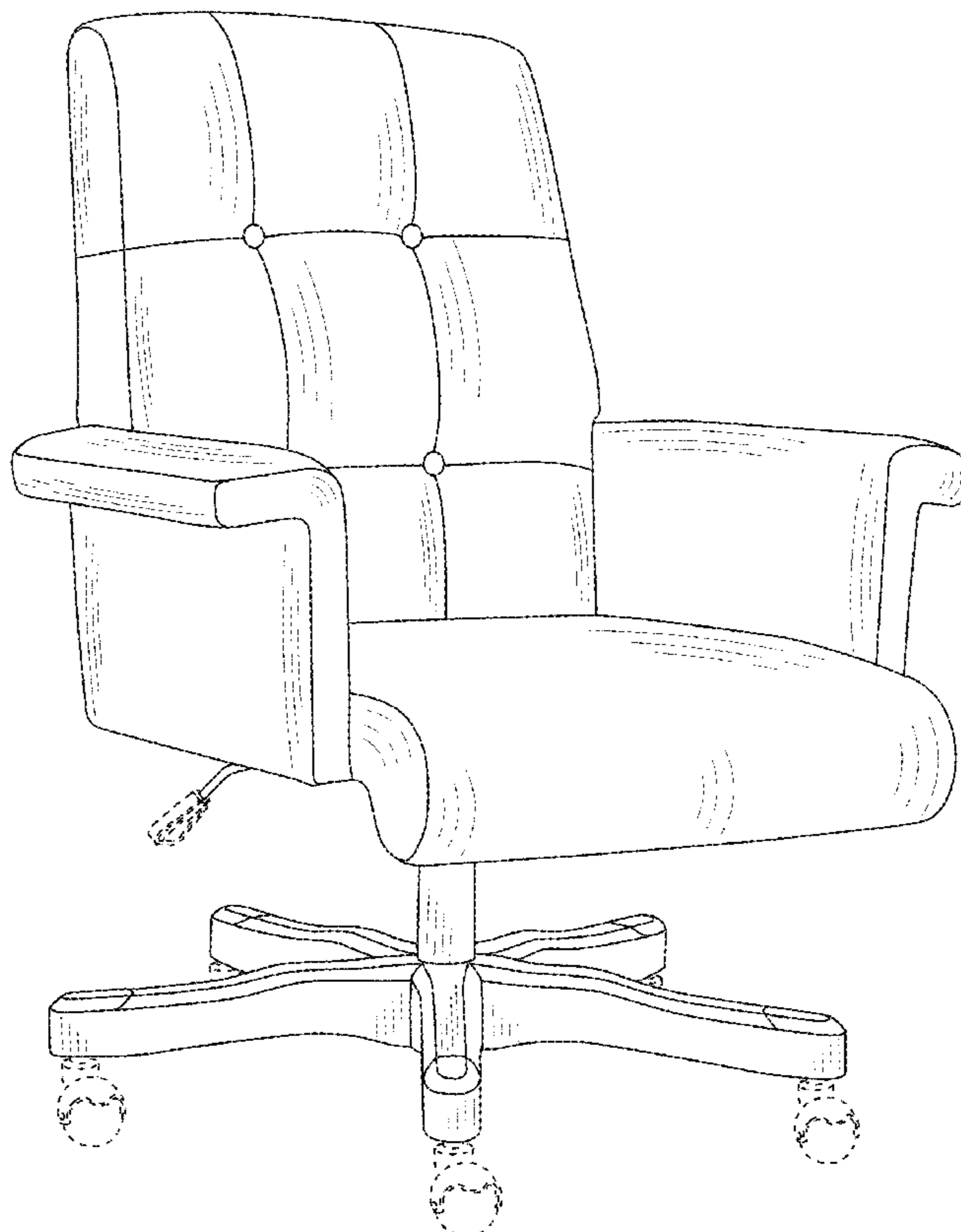




FIG. 1

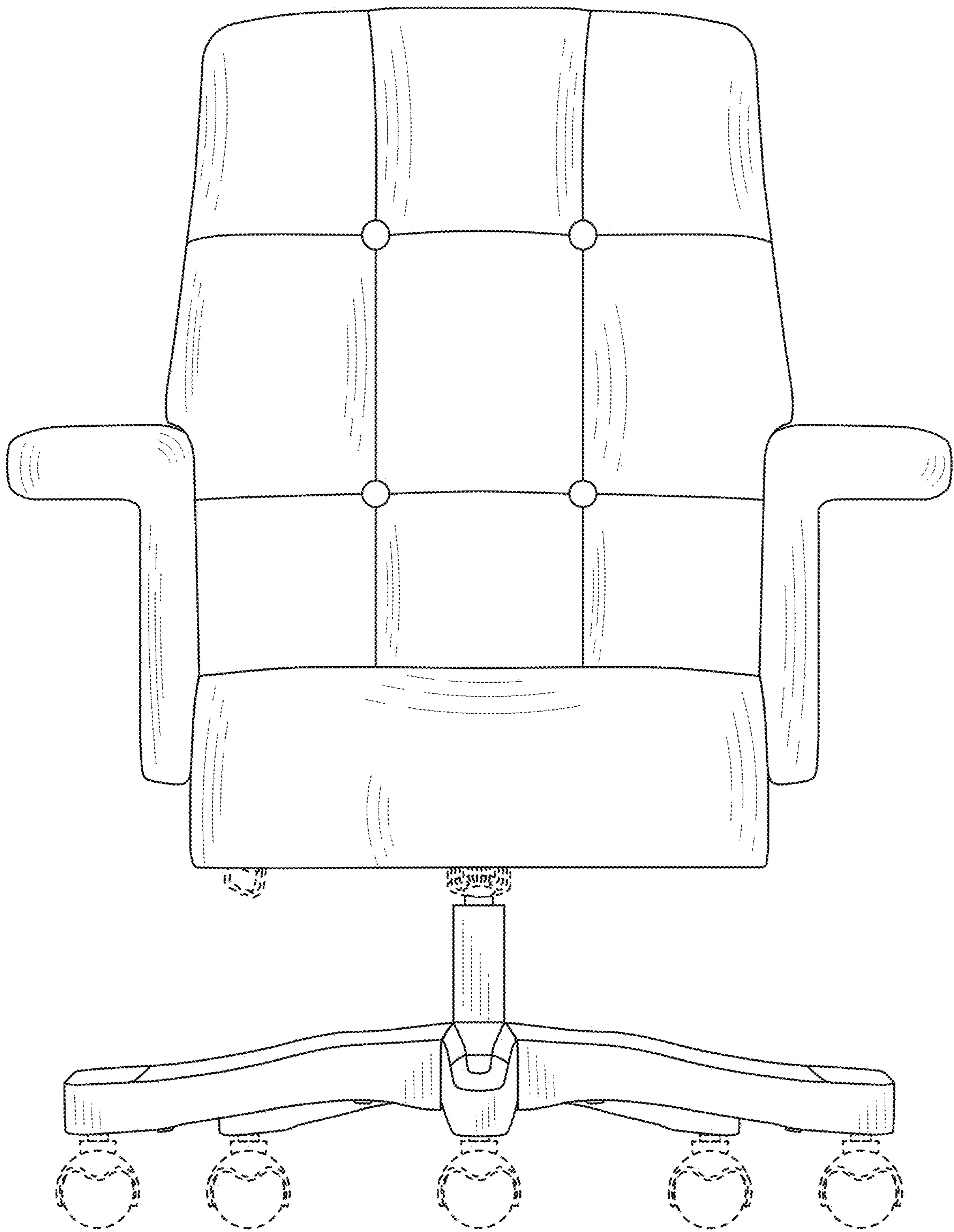


FIG. 2



FIG. 3

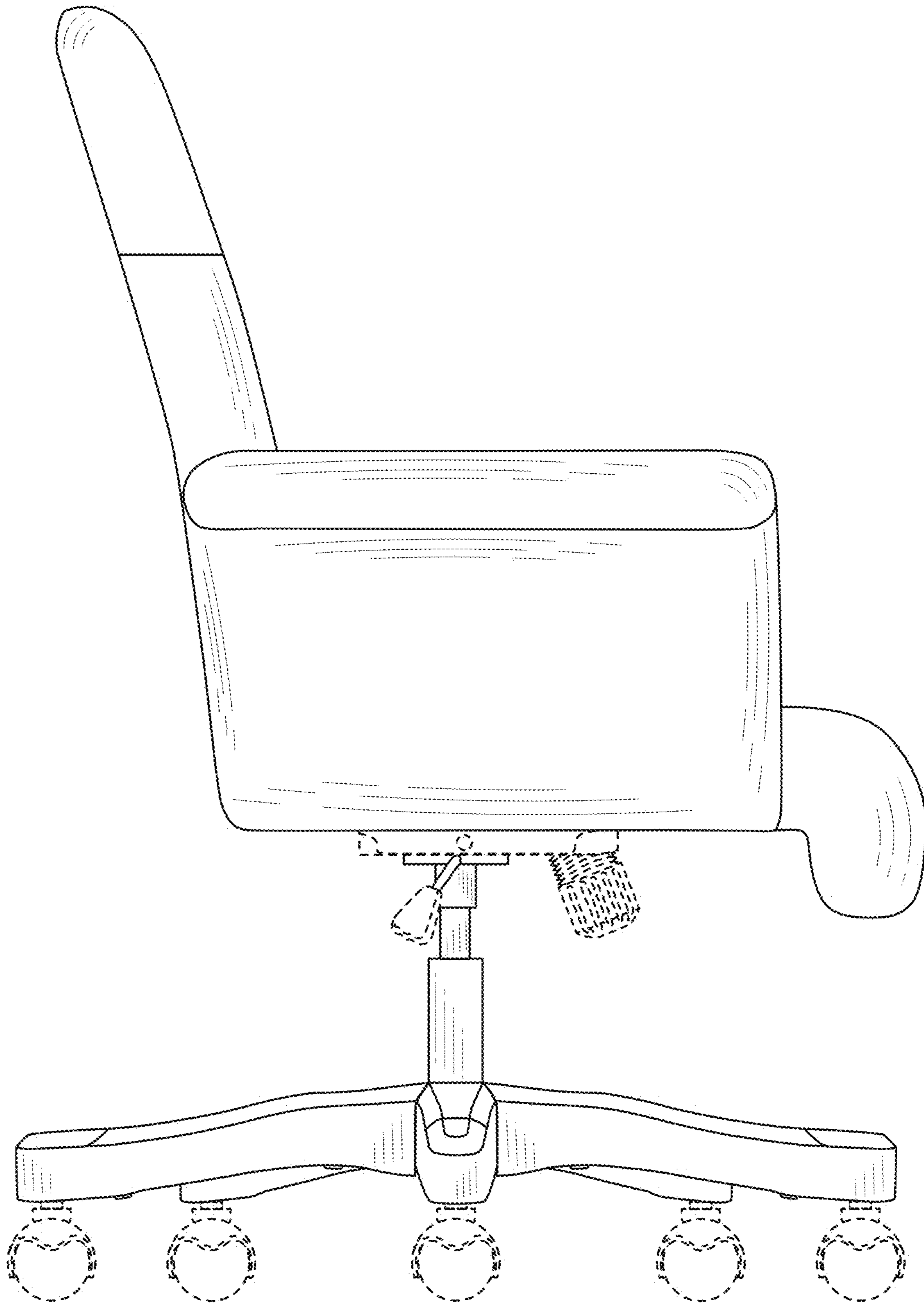


FIG. 4

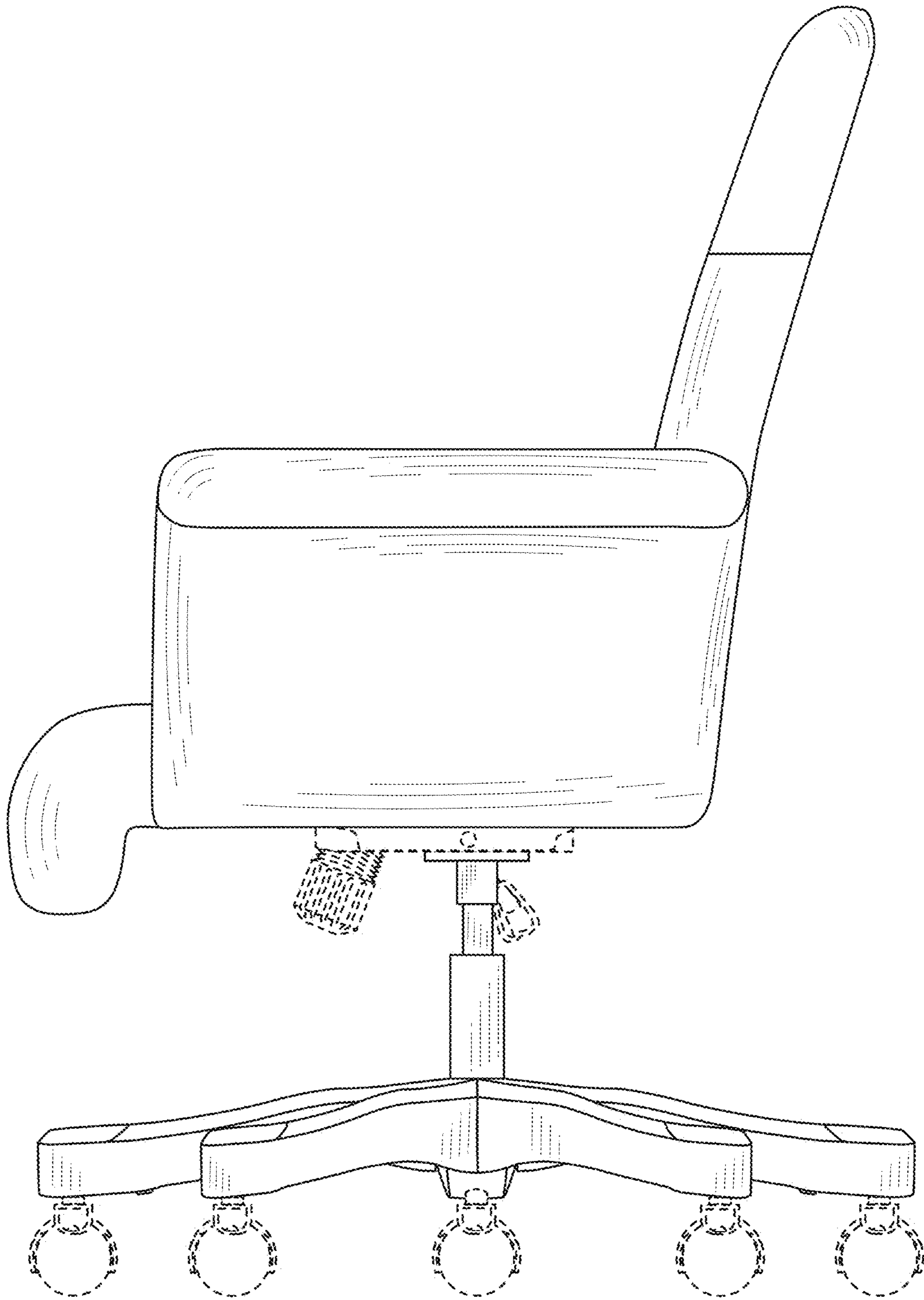


FIG. 5

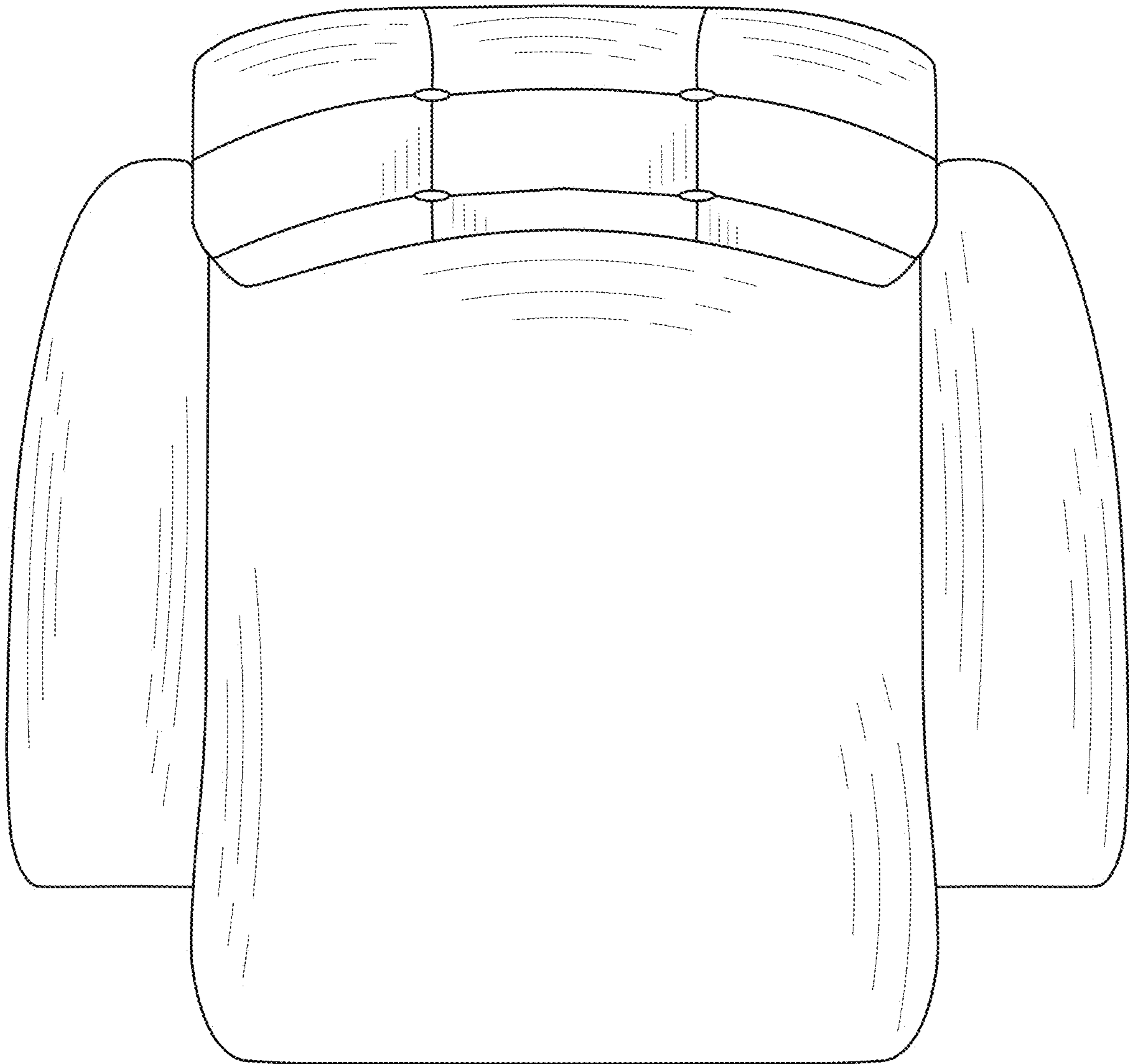


FIG. 6

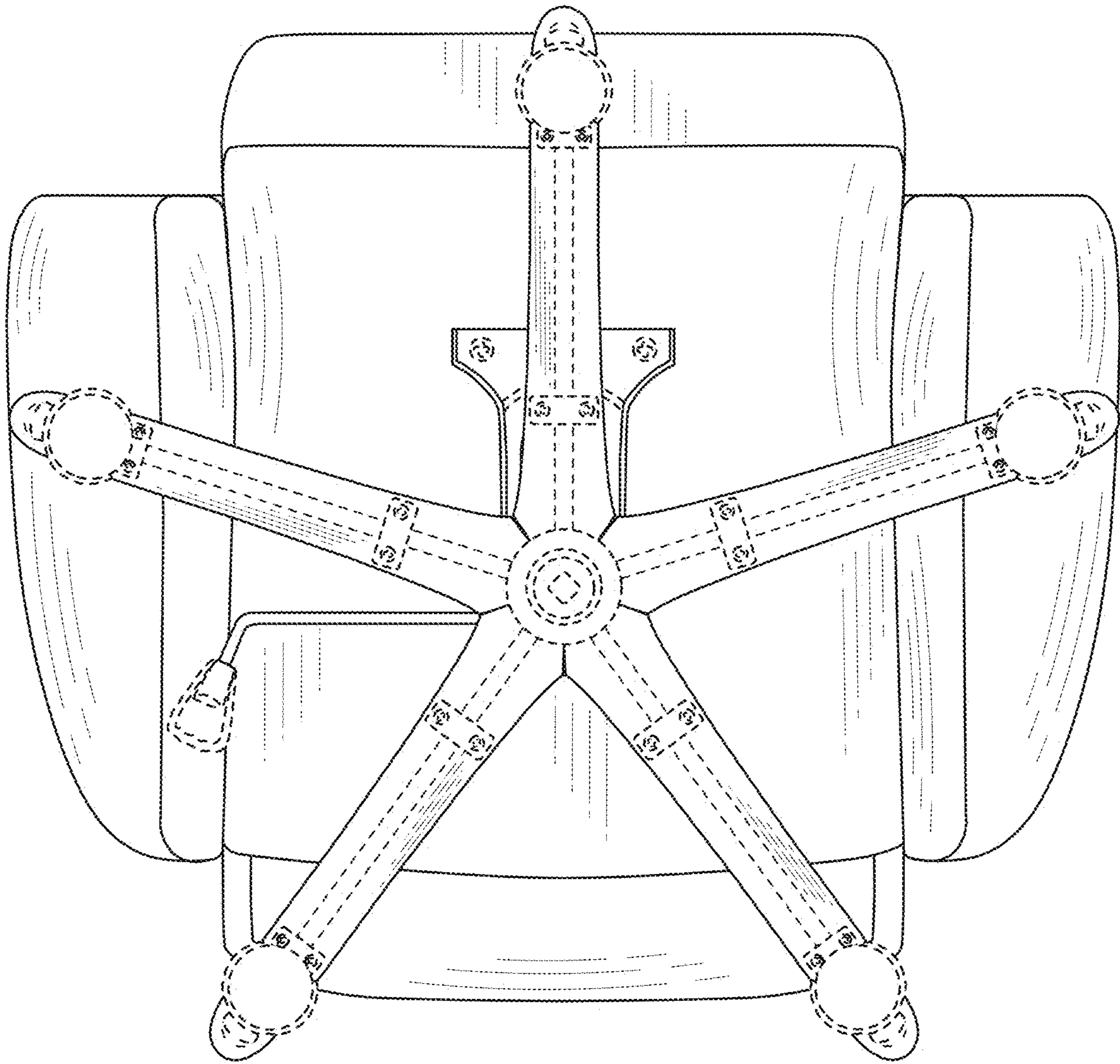


FIG. 7