

US00D904769S

(12) **United States Design Patent** (10) **Patent No.:** **US D904,769 S**
Bailey (45) **Date of Patent:** **** Dec. 15, 2020**

(54) **FRAME**
(71) Applicant: **Daniel W. Bailey**, West Hartford, CT (US)
(72) Inventor: **Daniel W. Bailey**, West Hartford, CT (US)
(**) Term: **15 Years**
(21) Appl. No.: **29/679,214**
(22) Filed: **Feb. 4, 2019**
(51) **LOC (12) Cl.** **06-07**
(52) **U.S. Cl.**
USPC **D6/300**
(58) **Field of Classification Search**
USPC D6/300, 301, 302, 303, 304, 307, 309, D6/310, 311, 312, 313, 314; D11/3, 4, 5, D11/14, 26, 202, 208; D19/113; D20/10, 28, 30
CPC A47G 1/06; A47G 1/0605; A47G 1/0633; A47G 1/0638; A47G 1/0644; A47G 1/08; A47G 1/10; A47G 1/14; A47G 1/141; A47G 1/142; A47G 1/16; A47G 1/1606; A47G 1/1613; A47G 2001/0661; A47G 2001/0672; A47G 2001/0688; A47G 2001/148
See application file for complete search history.

D772,099 S * 11/2016 Roth D11/4
D814,958 S * 4/2018 Silvestri D11/4
D828,447 S * 9/2018 Cohen D19/113

FOREIGN PATENT DOCUMENTS

CN 301851673 * 3/2012

OTHER PUBLICATIONS

Entwined Snake Mirror [online], [site visited Jun. 10, 2020]. Available from internet, URL: <https://www.horchow.com/Arete-Collection-for-William-D-Scott-Entwined-Snake-Mirror/cprod154490062/p.prod> (Year: 2020).*
Irish Gilt Ouroboros Serpent Form Mirror With Original Plate Circa 1805 [online], [site visited Jun. 10, 2020]. Available from internet, URL: <https://www.chairish.com/product/2324593/irish-gilt-ouroboros-serpent-form-mirror-with-original-plate-circa-1805> (Year: 2020).*

* cited by examiner

Primary Examiner — Cynthia Ramirez
Assistant Examiner — Xavier Marti-Santos
(74) *Attorney, Agent, or Firm* — Alix, Yale & Ristas, LLP

(57) **CLAIM**

The ornamental design for a frame, as shown and described.

DESCRIPTION

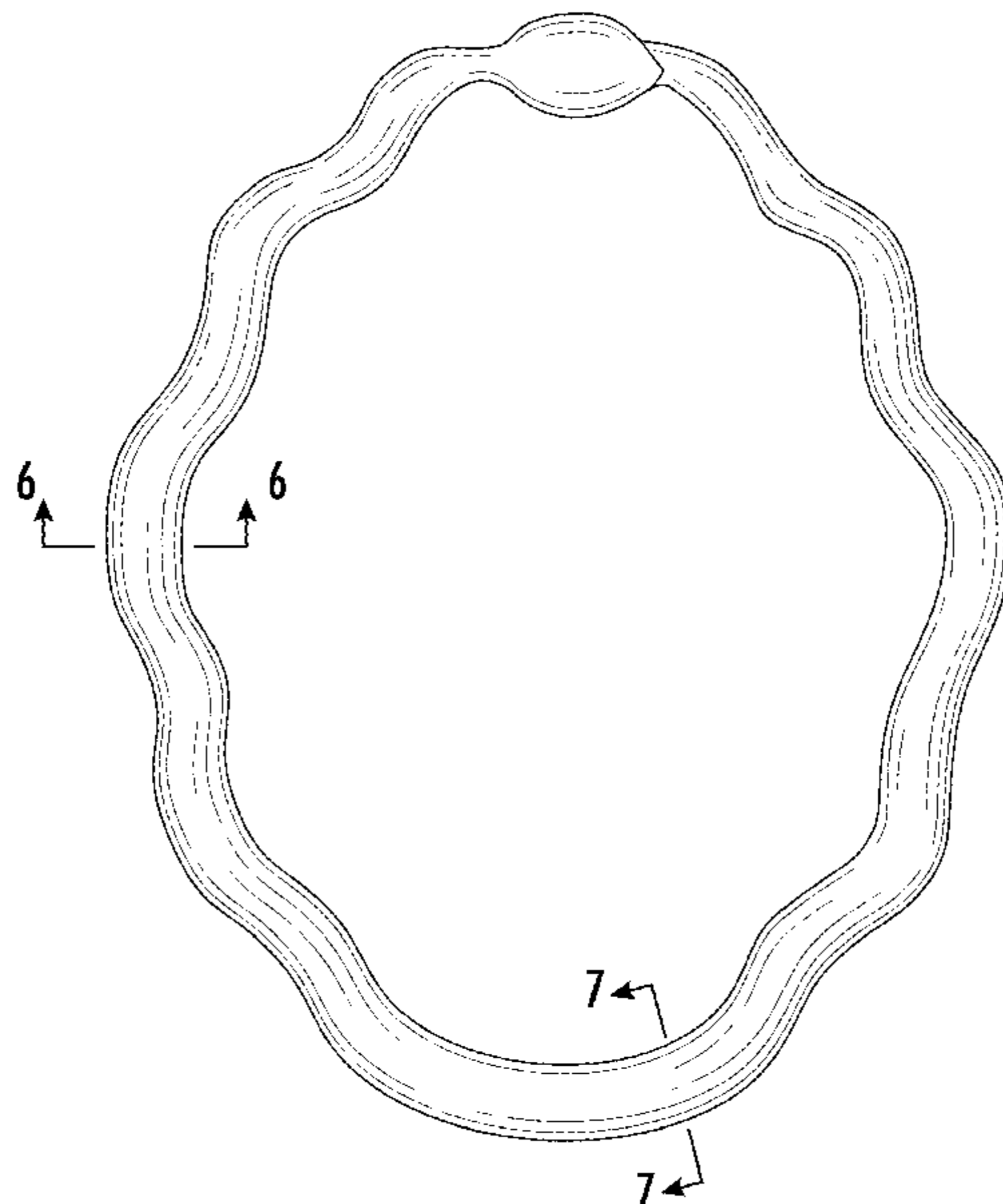
FIG. 1 is a front view of a frame showing the new design; FIG. 2 is a top plan view thereof; FIG. 3 is a left side view thereof; FIG. 4 is a right side view thereof; FIG. 5 is a bottom plan view thereof; FIG. 6 is a sectional view thereof taken along the lines 6-6 of FIG. 1; and, FIG. 7 is a sectional view thereof taken along the lines 7-7 of FIG. 1.
No claim is made to the rear view of the frame.

(56) **References Cited**

U.S. PATENT DOCUMENTS

D276,780 S * 12/1984 Kristofich D6/311
D285,990 S * 10/1986 Miller D6/314
D316,685 S * 5/1991 Royer D11/4
D351,254 S * 10/1994 Carranza D28/64.1
D455,274 S * 4/2002 O'Hare D6/300
D458,458 S * 6/2002 Vaaler D6/300
D580,184 S * 11/2008 Svendsen D6/309
D688,883 S * 9/2013 Gilboe D6/309

1 Claim, 2 Drawing Sheets



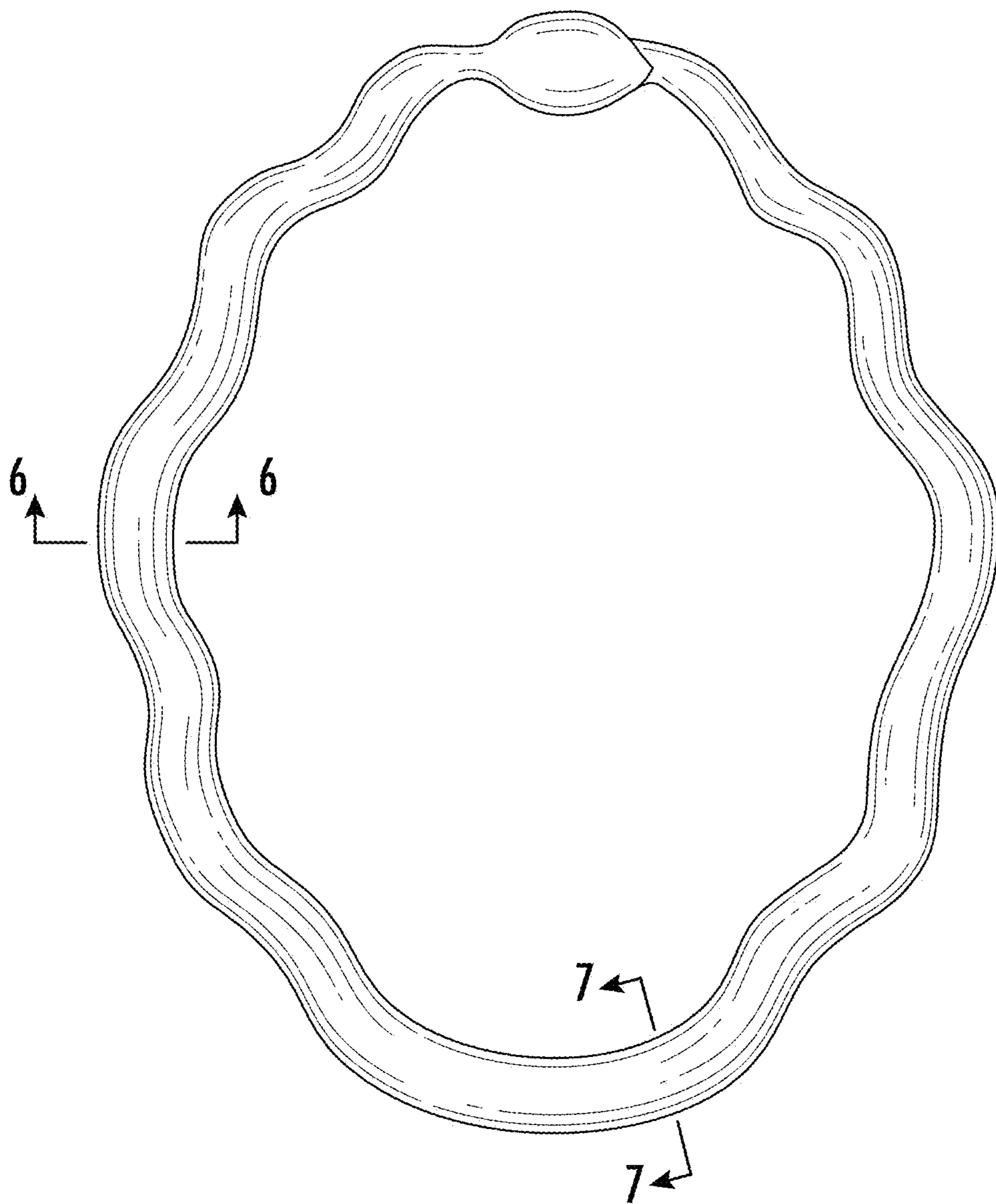


FIG. 1

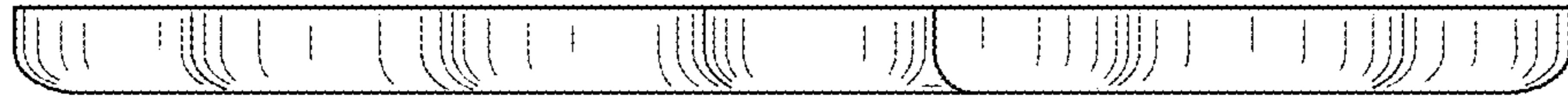


FIG. 2



FIG. 3



FIG. 4

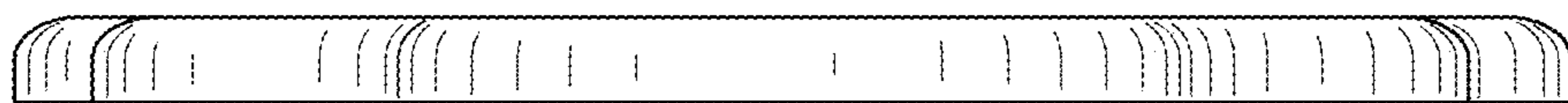


FIG. 5



FIG. 6



FIG. 7