



US00D904747S

(12) **United States Design Patent**  
**Murphy-Reinhertz et al.**

(10) **Patent No.:** **US D904,747 S**

(45) **Date of Patent:** **\*\* Dec. 15, 2020**

- (54) **SHOE**
- (71) Applicant: **NIKE, Inc.**, Beaverton, OR (US)
- (72) Inventors: **Noah Murphy-Reinhertz**, Portland, OR (US); **Haley L. Toelle**, Portland, OR (US); **James Zormeir**, Portland, OR (US)

D769,604 S	10/2016	Mueller	
D771,925 S	11/2016	Johnsongriffin	
D785,920 S	5/2017	Lee	
D794,309 S *	8/2017	Kanata .....	D2/972
D804,800 S *	12/2017	Petrenka .....	D2/969
D813,522 S *	3/2018	Cin .....	D2/973
D826,537 S	8/2018	Petrie	
D851,379 S *	6/2019	Dieudonne .....	D2/972

(73) Assignee: **NIKE, Inc.**, Beaverton, OR (US)

(\*\*) Term: **15 Years**

(21) Appl. No.: **29/694,946**

(22) Filed: **Jun. 14, 2019**

(51) **LOC (12) Cl.** ..... **02-04**

(52) **U.S. Cl.**  
USPC ..... **D2/972**

(58) **Field of Classification Search**  
USPC ..... D2/896-900, 907, 909, 923-925, 969,  
D2/972-974  
CPC .... A43B 5/00; A43B 3/14; A43B 3/16; A43B  
3/101  
See application file for complete search history.

(56) **References Cited**

**U.S. PATENT DOCUMENTS**

D300,282 S *	3/1989	Brown .....	D2/970
D328,517 S *	8/1992	Hallenbeck .....	D2/978
D345,247 S *	3/1994	Bailey .....	D2/969
D376,472 S *	12/1996	Hatfield .....	D2/976
D672,129 S	12/2012	Bell et al.	
D674,178 S *	1/2013	Petrie .....	D2/972
D751,282 S *	3/2016	Larue .....	D2/978

**OTHER PUBLICATIONS**

Jordan Proto-Max 720 Unveiled [online], [retrieved Jun. 11, 2019] retrieved from Internet <URL: <<https://sneakernews.com/2018/09/25/jordan-proto-max-720/>> 5 color sheets, Dated Sep. 25, 2018.

\* cited by examiner

*Primary Examiner* — Rashida C. Walshon

(74) *Attorney, Agent, or Firm* — Banner & Witcoff, Ltd.

(57) **CLAIM**

The ornamental design for a shoe, as shown and described.

**DESCRIPTION**

FIG. 1 is a front perspective view of a shoe showing our new design;

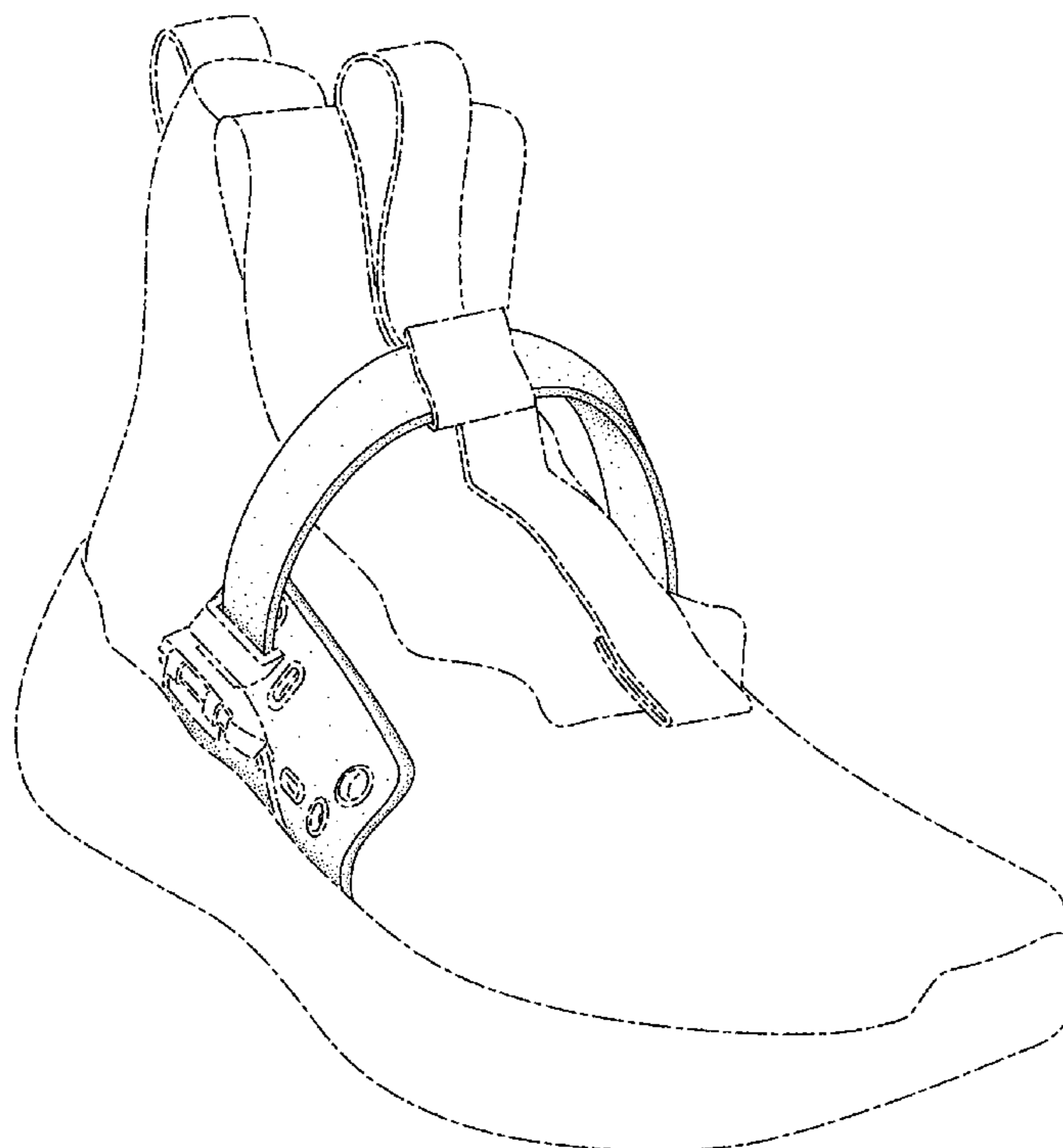
FIG. 2 is a side view thereof;

FIG. 3 is an opposite side view thereof; and,

FIG. 4 is an opposite side rear perspective view thereof.

The broken lines immediately adjacent to the shaded area define the bounds of the claimed design and form no part thereof. The unshaded areas represent features that form no part of the claimed design. The broken lines depicting the remainder of the shoe show features that form no part of the claimed design.

**1 Claim, 4 Drawing Sheets**



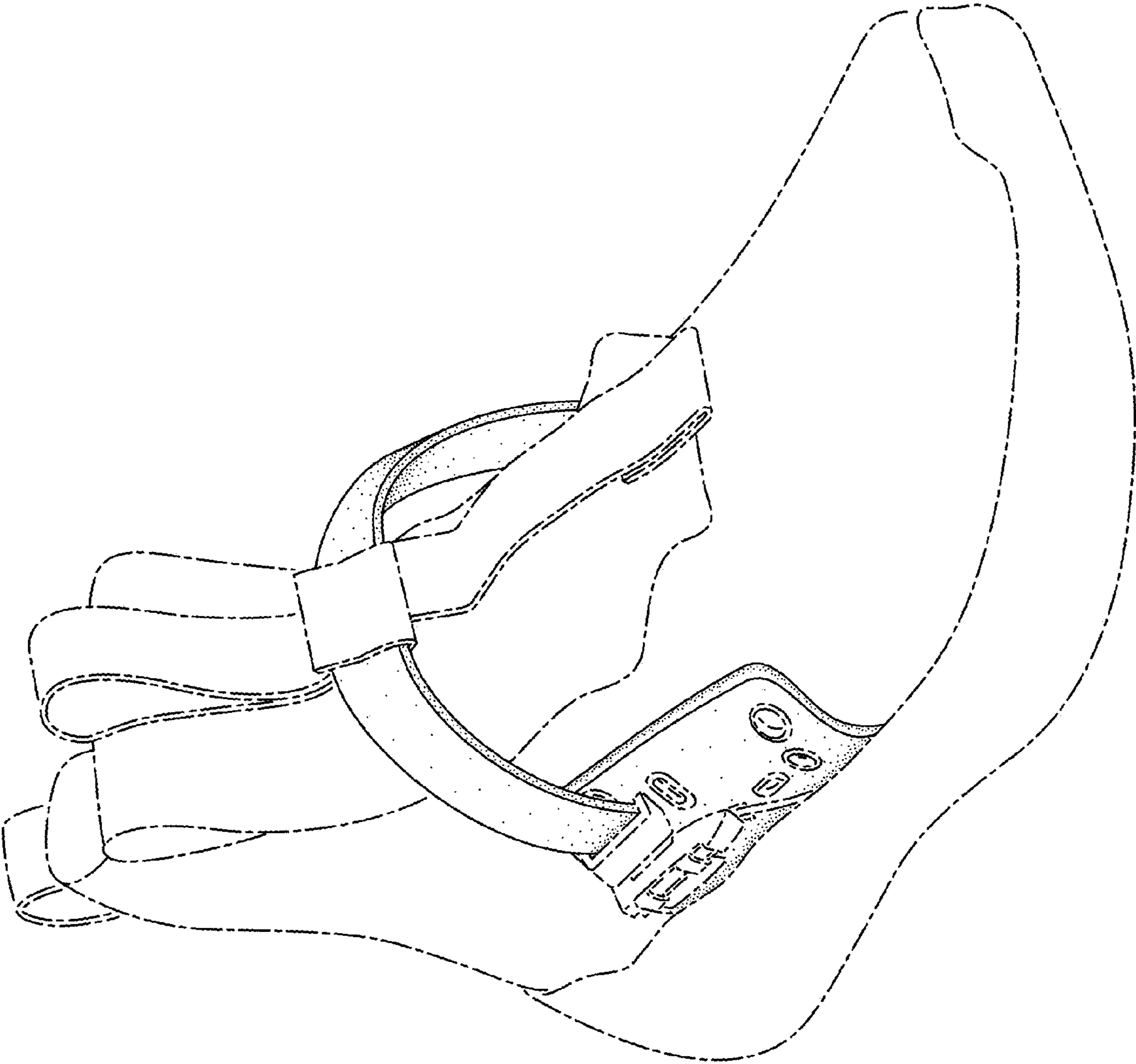


FIG. 1

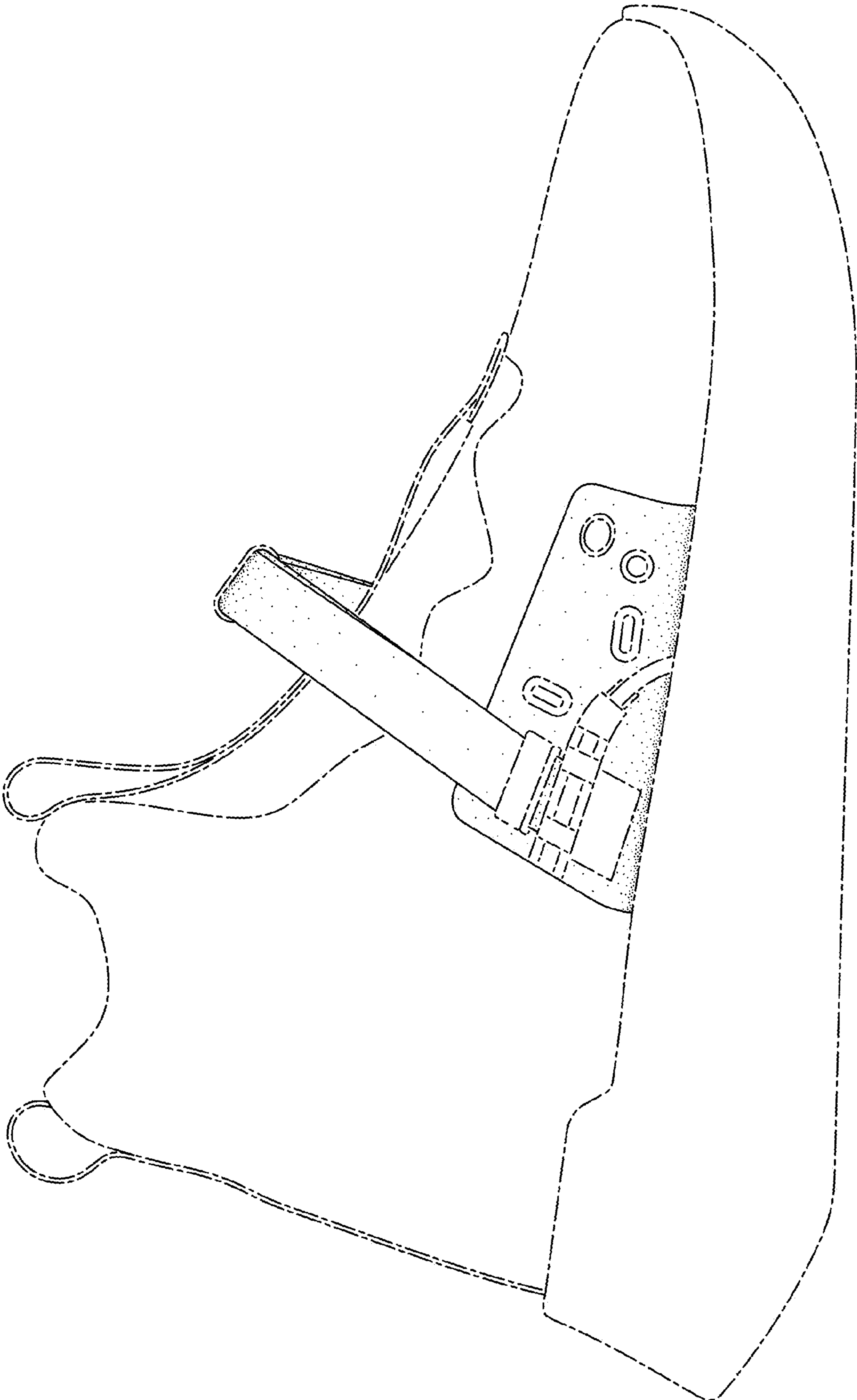


FIG. 2

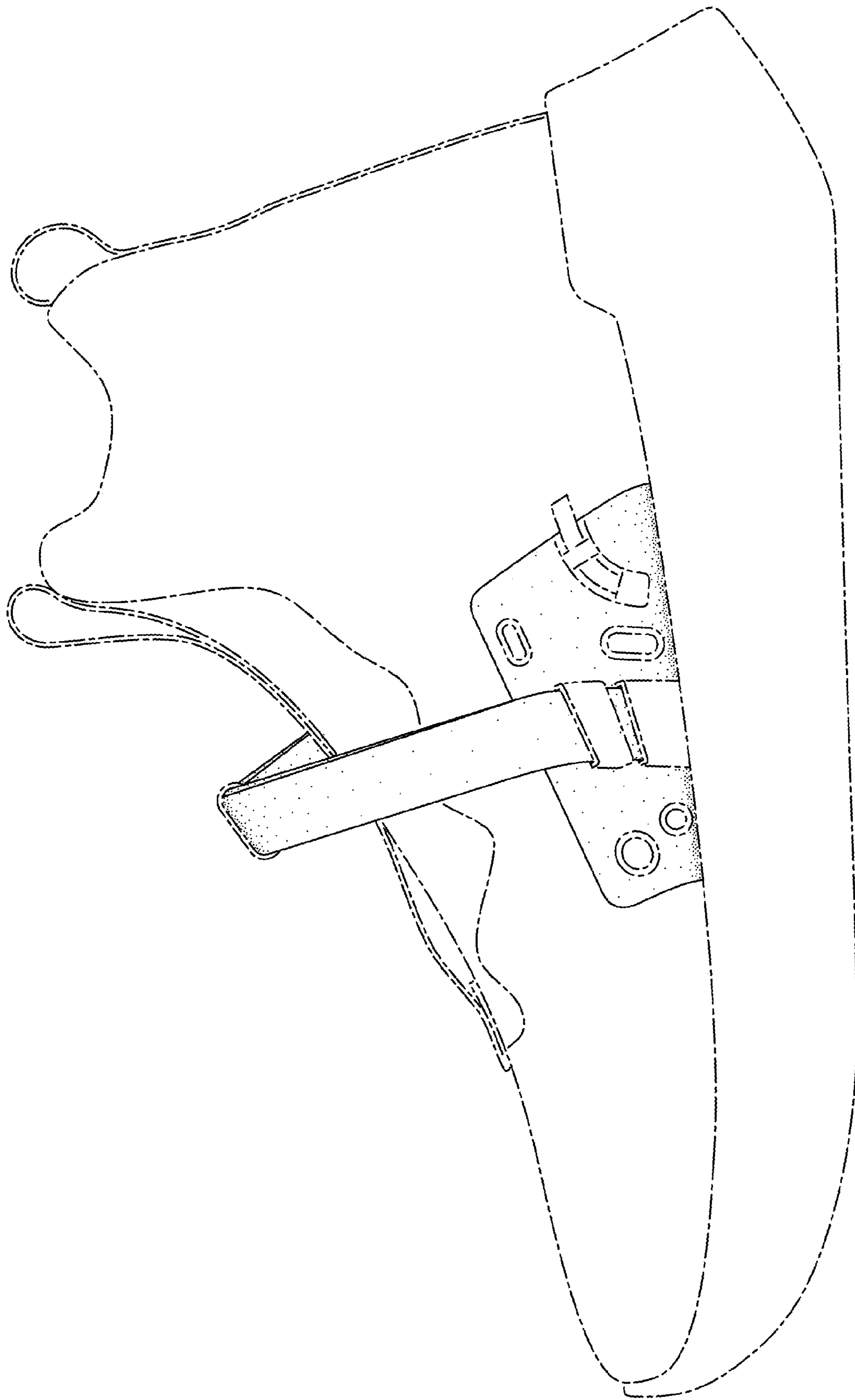


FIG. 3

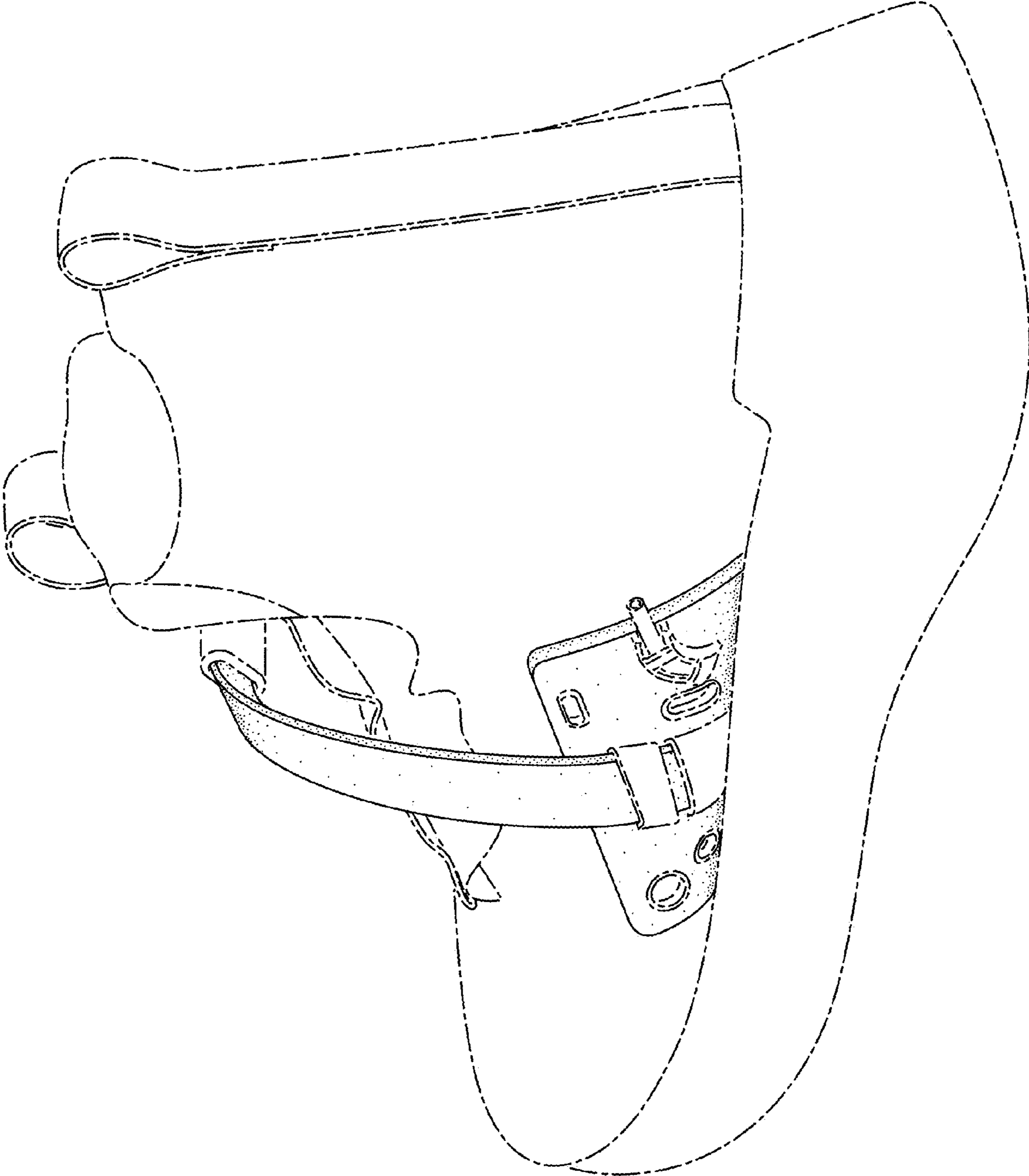


FIG. 4