



US00D904737S

(12) **United States Design Patent**
Wang

(10) **Patent No.:** **US D904,737 S**

(45) **Date of Patent:** **** Dec. 15, 2020**

- (54) **PAIR OF HIGH TOP TENNIS SHOES**
- (71) Applicant: **Hangzhou Yiqianhuang Network Technology Co., Ltd., Zhejiang (CN)**
- (72) Inventor: **Hu Wang, Hangzhou (CN)**
- (73) Assignee: **Hangzhou Yiqianhuang Network Technology Co., Ltd., Zhejiang (CN)**
- (**) Term: **15 Years**
- (21) Appl. No.: **29/732,407**
- (22) Filed: **Apr. 23, 2020**
- (51) **LOC (12) Cl.** **02-04**
- (52) **U.S. Cl.**
USPC **D2/902; D2/943**
- (58) **Field of Classification Search**
USPC D2/896, 902, 905, 906, 907, 908, 910,
D2/911, 943, 944, 945, 947, 969, 972,
D2/909, 946, 959
CPC A43B 1/00; A43B 1/12; A43B 1/14; A43B
3/00; A43B 5/00; A43B 5/001; A43B
5/003; A43B 5/006; A43B 5/007; A43B
5/008; A43B 5/02; A43B 5/06; A43B
5/08; A43B 5/10; A43B 5/14; A43B
13/00; A43B 13/04; A43B 23/00; A43B
23/021; A43B 23/0215
See application file for complete search history.

- (56) **References Cited**
U.S. PATENT DOCUMENTS
4,411,077 A * 10/1983 Slavitt A43B 5/00
36/114
D281,926 S * 12/1985 Hill D2/902
D297,069 S * 8/1988 Le D2/970
4,766,681 A * 8/1988 O'Rourke A43B 5/00
36/114
5,659,982 A * 8/1997 Muraoka A43B 3/0073
36/131

- D475,186 S * 6/2003 Shea D2/969
- D513,361 S * 1/2006 Teriatnikov D2/969
- D517,298 S * 3/2006 James D2/969
- D543,017 S * 5/2007 Hulbert D2/969
- D544,187 S * 6/2007 Hulbert D2/969
- D548,940 S * 8/2007 Hulbert D2/969
- D553,839 S * 10/2007 Tapolcai D2/969
- D556,434 S * 12/2007 Walton D2/969
- D561,449 S * 2/2008 James D2/969
- D567,496 S * 4/2008 Belley D2/969
- D576,384 S * 9/2008 Weber D2/902
- D598,190 S * 8/2009 Weber D2/969
- D634,918 S * 3/2011 Katz D2/902
- D635,748 S * 4/2011 Katz D2/902
- D651,389 S 1/2012 Van Zyll De Jong et al.
- D709,676 S * 7/2014 Iachini D2/902
- D719,725 S * 12/2014 Katz D2/944

(Continued)

Primary Examiner — Elizabeth J Oswecki
(74) *Attorney, Agent, or Firm* — ScienBiziP, P.C.


(57) **CLAIM**

The ornamental design for a pair of high top tennis shoes, as shown and described.

DESCRIPTION

FIG. 1 is a front perspective view of a left shoe of a pair of high top tennis shoes, showing my new design;
 FIG. 2 is a front elevation view thereof;
 FIG. 3 is a rear elevation view thereof;
 FIG. 4 is a left side elevation view thereof;
 FIG. 5 is a right side elevation view thereof;
 FIG. 6 is a top plan view thereof; and,
 FIG. 7 is a bottom plan view thereof.
 The shoe for the right foot being the mirror image of the shoe depicted in FIGS. 1 through 7.
 The broken lines shown on the shoe straps in FIGS. 1-6 represent thread stitching. All other broken lines on the pair of high top tennis shoes form no part of the claimed design.

1 Claim, 7 Drawing Sheets



(56)

References Cited

U.S. PATENT DOCUMENTS

D734,013	S	*	7/2015	Ringholz	D2/969
D734,014	S	*	7/2015	Ringholz	D2/969
9,532,625	B2	*	1/2017	Katz	A43C 11/1493
D789,047	S	*	6/2017	Bruder	D2/911
D792,078	S	*	7/2017	Greenspan	D2/969
D794,315	S	*	8/2017	Kanata	D2/973
D796,163	S	*	9/2017	Lee	D2/907
D809,278	S	*	2/2018	Petrie	D2/973
D813,522	S	*	3/2018	Cin	D2/973
D814,749	S		4/2018	Teichert et al.		
D853,690	S	*	7/2019	Taylor	D2/908
D857,370	S	*	8/2019	Petrie	D2/973
D858,946	S	*	9/2019	Eugene	D2/896
D858,953	S	*	9/2019	Sassi	D2/907
D859,791	S		9/2019	Webster		
D864,553	S	*	10/2019	Petrie	D2/973
D883,617	S	*	5/2020	Spring	D2/902

* cited by examiner



FIG.1

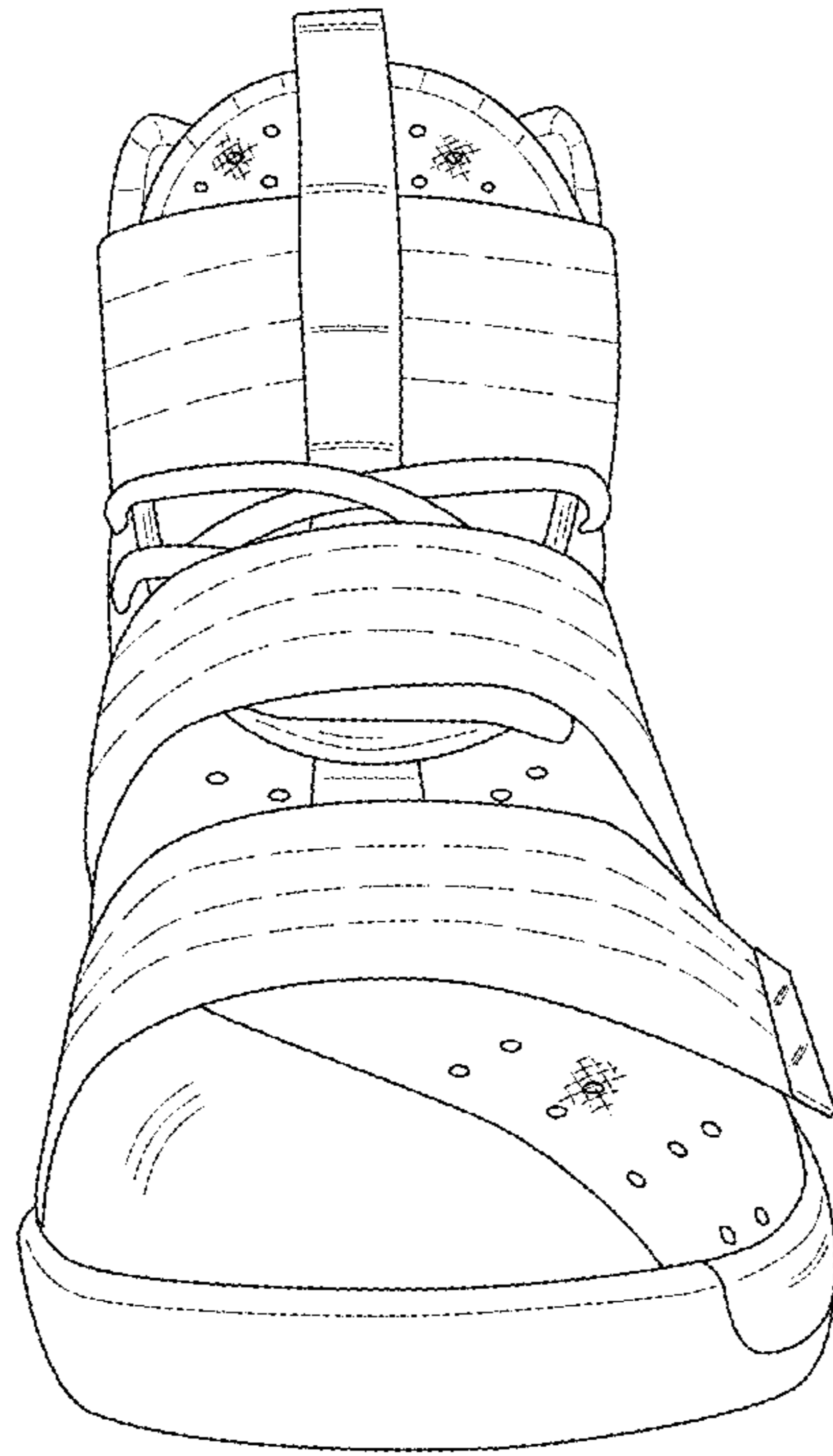


FIG.2

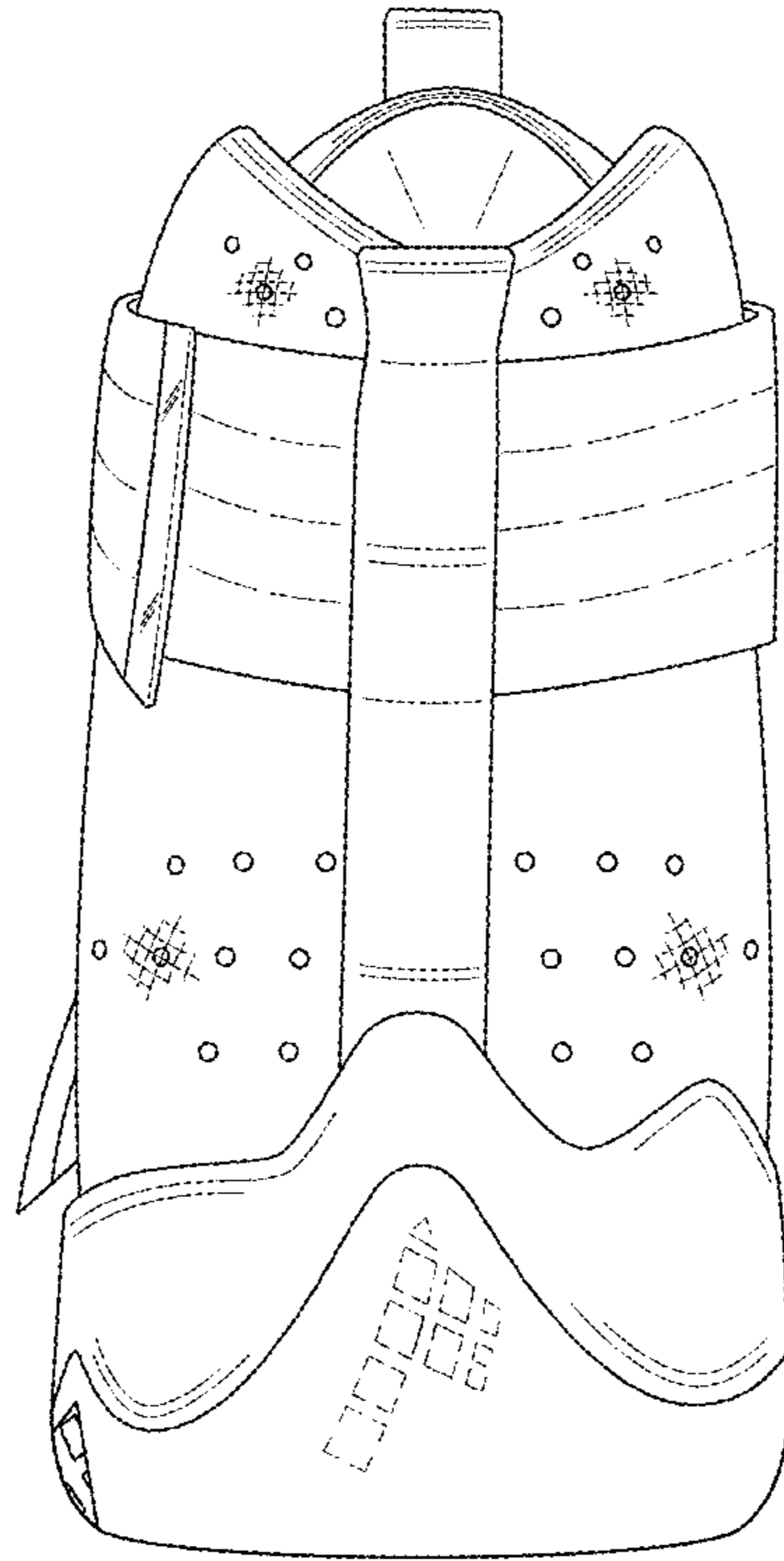


FIG.3




FIG.4




FIG.5

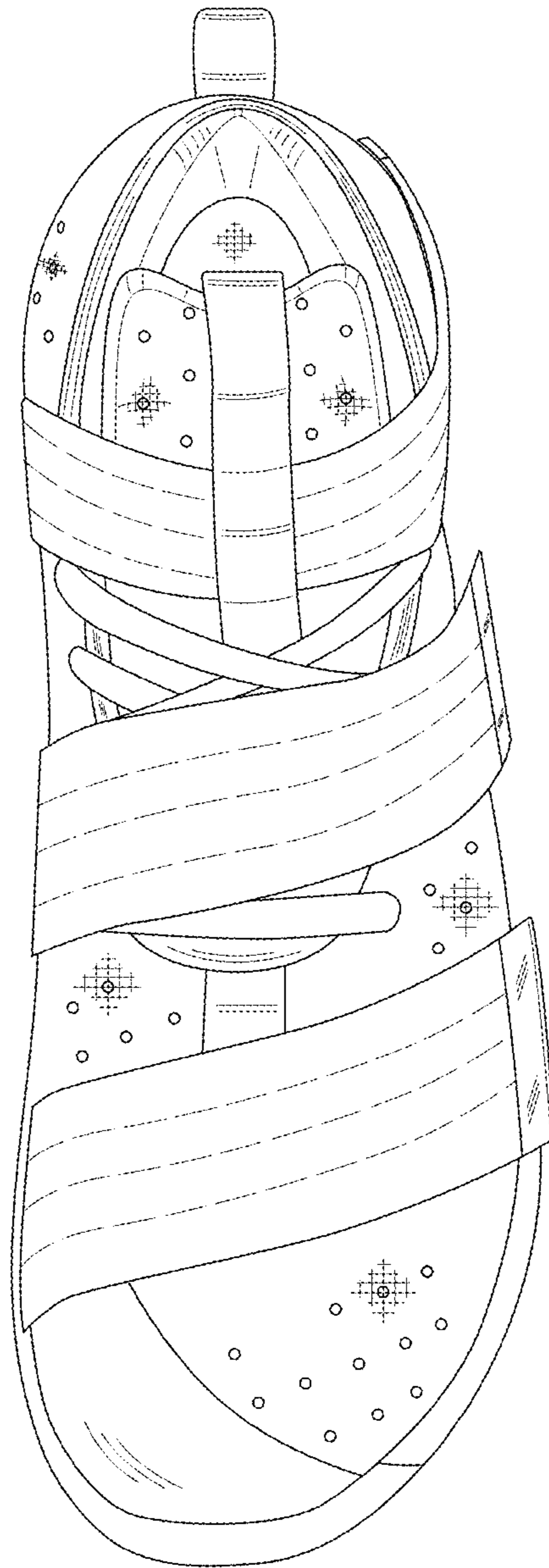


FIG.6

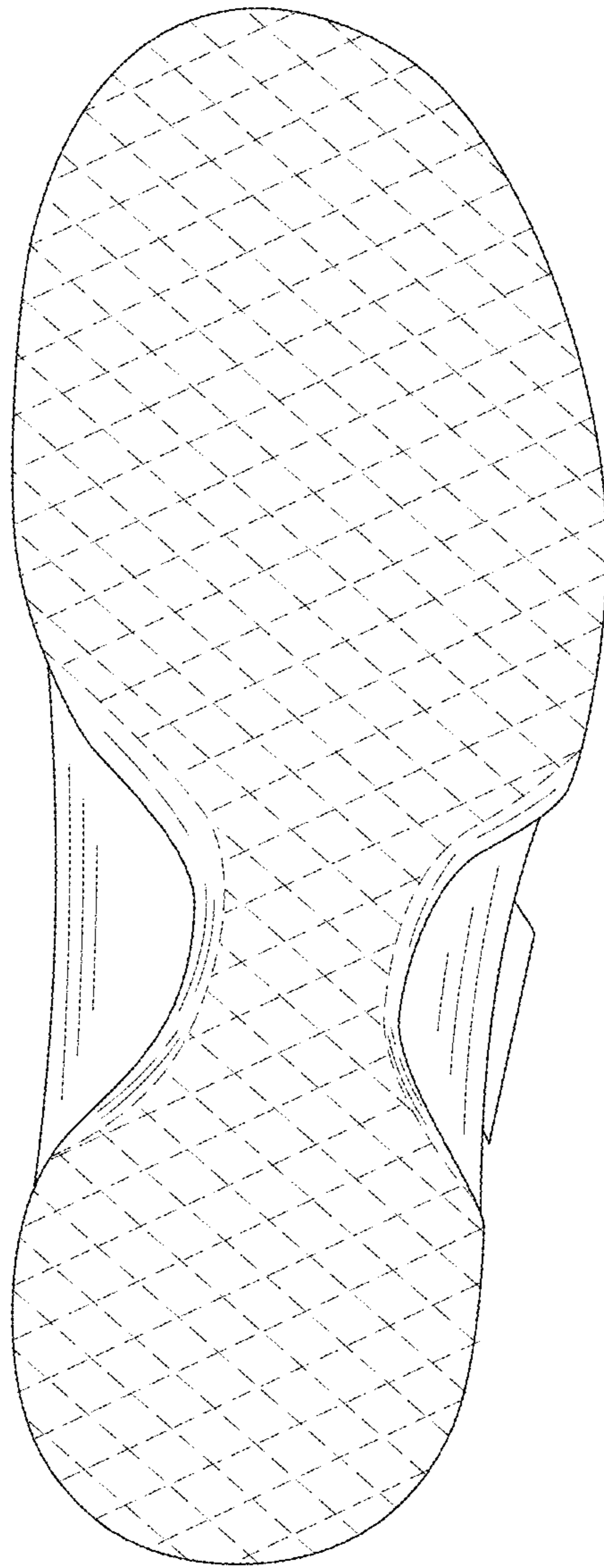


FIG.7