



US00D904698S

(12) **United States Design Patent** (10) **Patent No.:** **US D904,698 S**
Moeller et al. (45) **Date of Patent:** **** Dec. 8, 2020**

- (54) **PET NAIL GRINDER**
- (71) Applicant: **WAHL CLIPPER CORPORATION**,
Sterling, IL (US)
- (72) Inventors: **Shay Moeller**, Rock Falls, IL (US); **Jeff Fleming**, Dixon, IL (US); **Chad Aulwes**, Sterling, IL (US)
- (73) Assignee: **WAHL CLIPPER CORPORATION**,
Sterling, IL (US)
- (**) Term: **15 Years**
- (21) Appl. No.: **29/646,451**
- (22) Filed: **May 4, 2018**
- (51) **LOC (12) Cl.** **30-99**
- (52) **U.S. Cl.**
USPC **D30/158**
- (58) **Field of Classification Search**
USPC D30/158, 199; 119/600, 608, 609, 610,
119/611; D8/82, 83
CPC A01K 13/00; A01K 13/001; A45D 29/05;
A45D 29/06; A45D 29/11; A45D 29/14
See application file for complete search history.

D621,546 S 8/2010 Aulwes et al.
D631,258 S * 1/2011 Lin D30/159
D674,264 S * 1/2013 Robinson D8/83
(Continued)

FOREIGN PATENT DOCUMENTS

EM 001086953-0001 2/2009
EM 001086979-0001 2/2009
EM 002560920-0001 10/2014

OTHER PUBLICATIONS

“Grind & Smooth Nail Grinder Wahl USA” available Jun. 3, 2020,
[online], [site visited Jun. 3, 2020]. Retrieved from Internet, URL:<https://wahllusa.com/products/battery-nail-grinder-5974.html> (Year: 2020).
(Continued)

Primary Examiner — Michael C Stout
Assistant Examiner — Katrina N Gonzalez
(74) *Attorney, Agent, or Firm* — Greer, Burns & Crain,
Ltd.

(57) **CLAIM**

The ornamental design for a pet nail grinder, as shown and described.

(56) **References Cited**

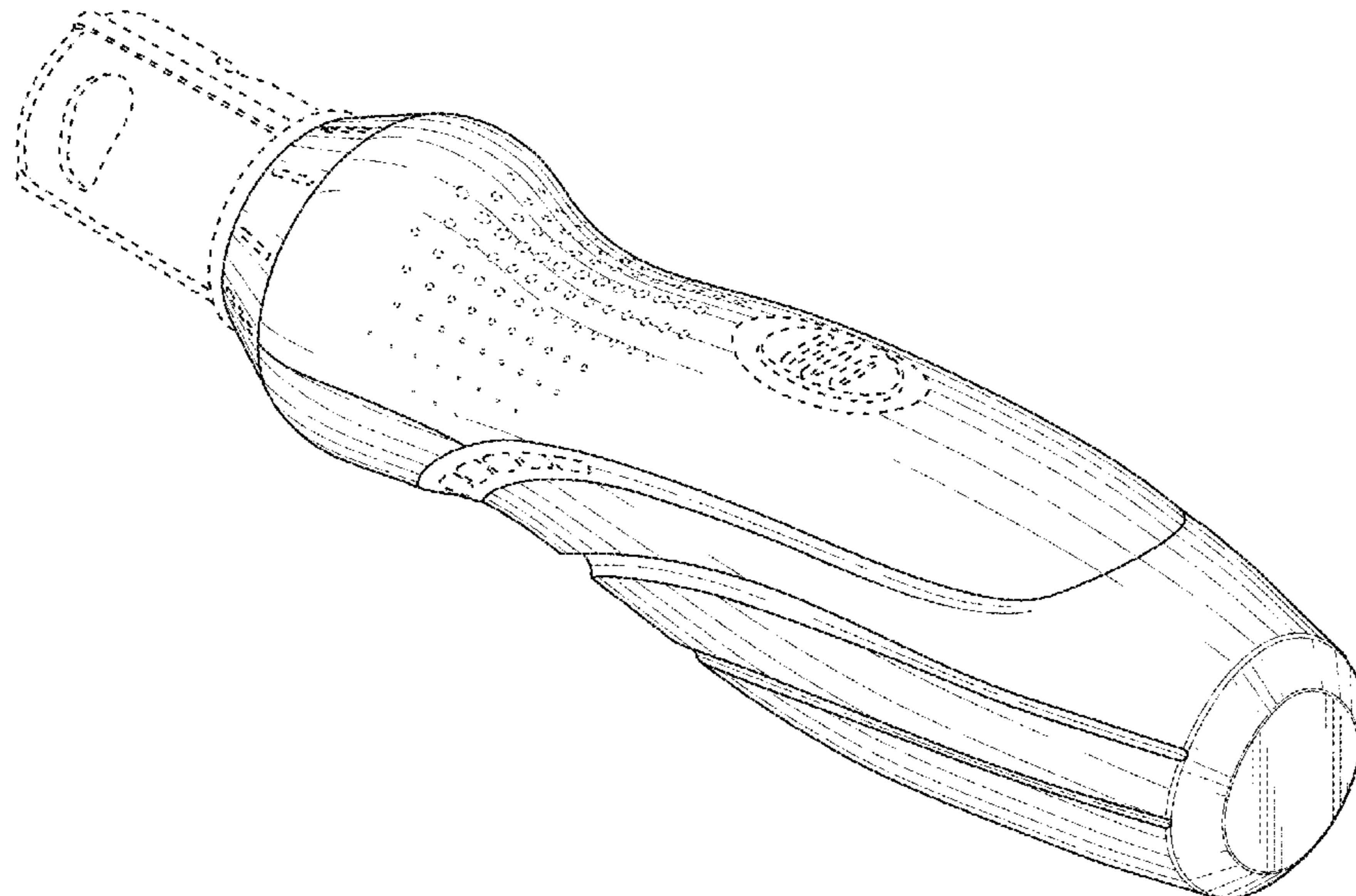
U.S. PATENT DOCUMENTS

D514,330 S * 2/2006 Potempa D4/138
D541,988 S 5/2007 Li et al.
D555,287 S 11/2007 Long et al.
D556,380 S 11/2007 Long et al.
D583,099 S * 12/2008 Lee D28/60
D596,357 S 7/2009 Rosen
D600,413 S 9/2009 Khubani
D601,873 S * 10/2009 Lau D8/62
7,621,011 B2 11/2009 Smith et al.
D613,004 S * 3/2010 Lin D30/159
D613,005 S * 3/2010 Lin D30/159
D614,819 S * 4/2010 Lin D30/159
D619,303 S 7/2010 Aulwes et al.

DESCRIPTION

FIG. 1 is a top perspective view of the present pet nail grinder;
FIG. 2 is a left side view of the pet nail grinder of FIG. 1;
FIG. 3 is a right side view of the pet nail grinder of FIG. 1;
FIG. 4 is front view of the pet nail grinder of FIG. 1;
FIG. 5 is a rear view of the pet nail grinder of FIG. 1;
FIG. 6 is a top of the pet nail grinder of FIG. 1; and,
FIG. 7 is a bottom view of the pet nail grinder of FIG. 1.
The broken lines illustrate portions of the pet nail grinder that form no part of the claimed design.

1 Claim, 4 Drawing Sheets



(56)

References Cited

U.S. PATENT DOCUMENTS

D682,471	S	5/2013	Yde et al.	
D757,364	S	5/2016	Aulwes et al.	
D777,551	S *	1/2017	Huang	D8/83
D800,386	S	10/2017	Fleming et al.	
D854,257	S *	7/2019	Hollinger	D30/158
D876,730	S *	2/2020	He	D30/158
D880,769	S *	4/2020	Dawson	D28/54
D881,470	S *	4/2020	Zhou	D28/53
2004/0074025	A1 *	4/2004	Blaustein	B25F 3/00 15/23
2007/0186867	A1 *	8/2007	Mulloy	A01K 13/00 119/601
2009/0272333	A1 *	11/2009	Lin	A01K 13/002 119/633
2017/0071156	A1	3/2017	Cafasso	

OTHER PUBLICATIONS

Chilean Examination Report from corresponding Chilean Design Patent Application No. 201803117, dated May 23, 2019.

“Navaris Lima eléctrica Recargable para Mascotas”. Amazon.es. First accessed Apr. 18, 2018.

“WOWGO Cortauñas para Perros”. Amazon.es. First accessed Nov. 1, 2017.

“Lima de uñas eléctrica para mascotas, Novatech Suave”. Amazon.es. First accessed Jan. 31, 2017.

* cited by examiner

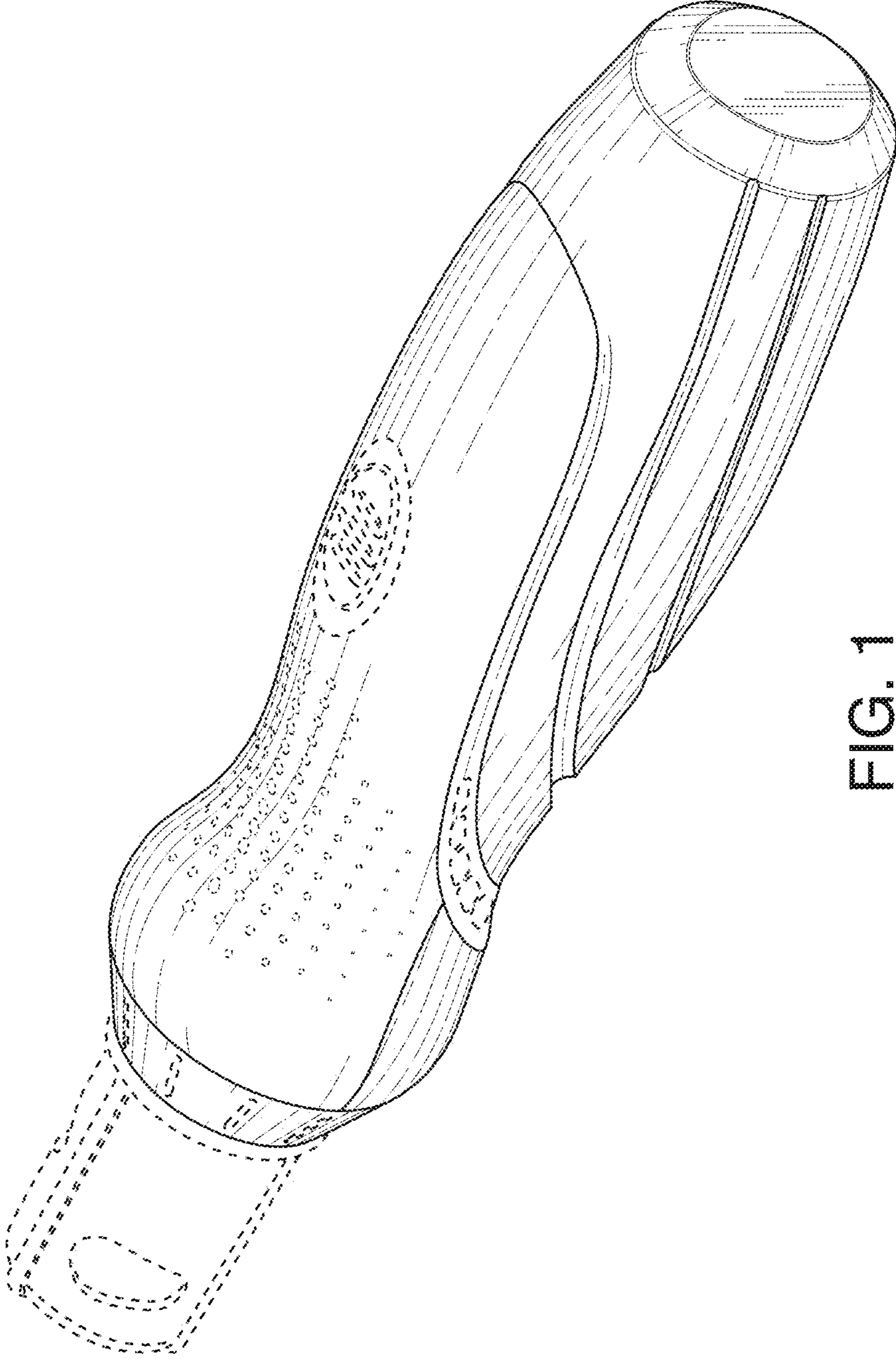


FIG. 1

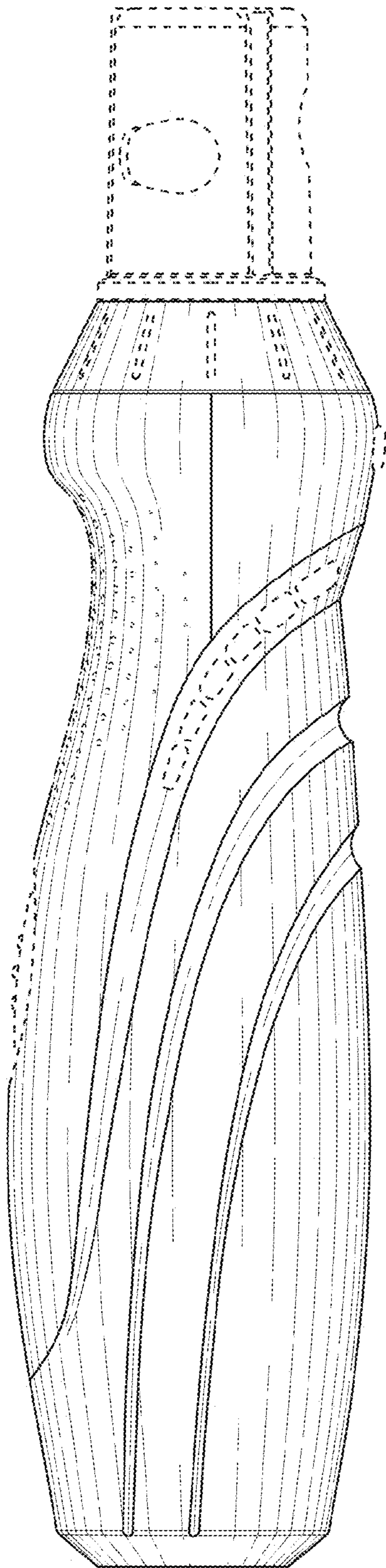


FIG. 2

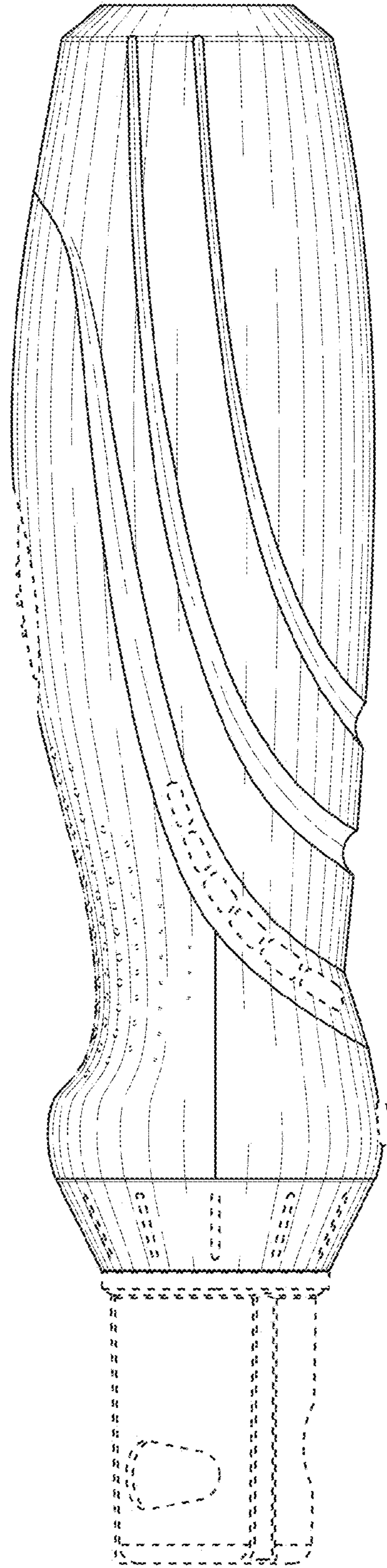


FIG. 3

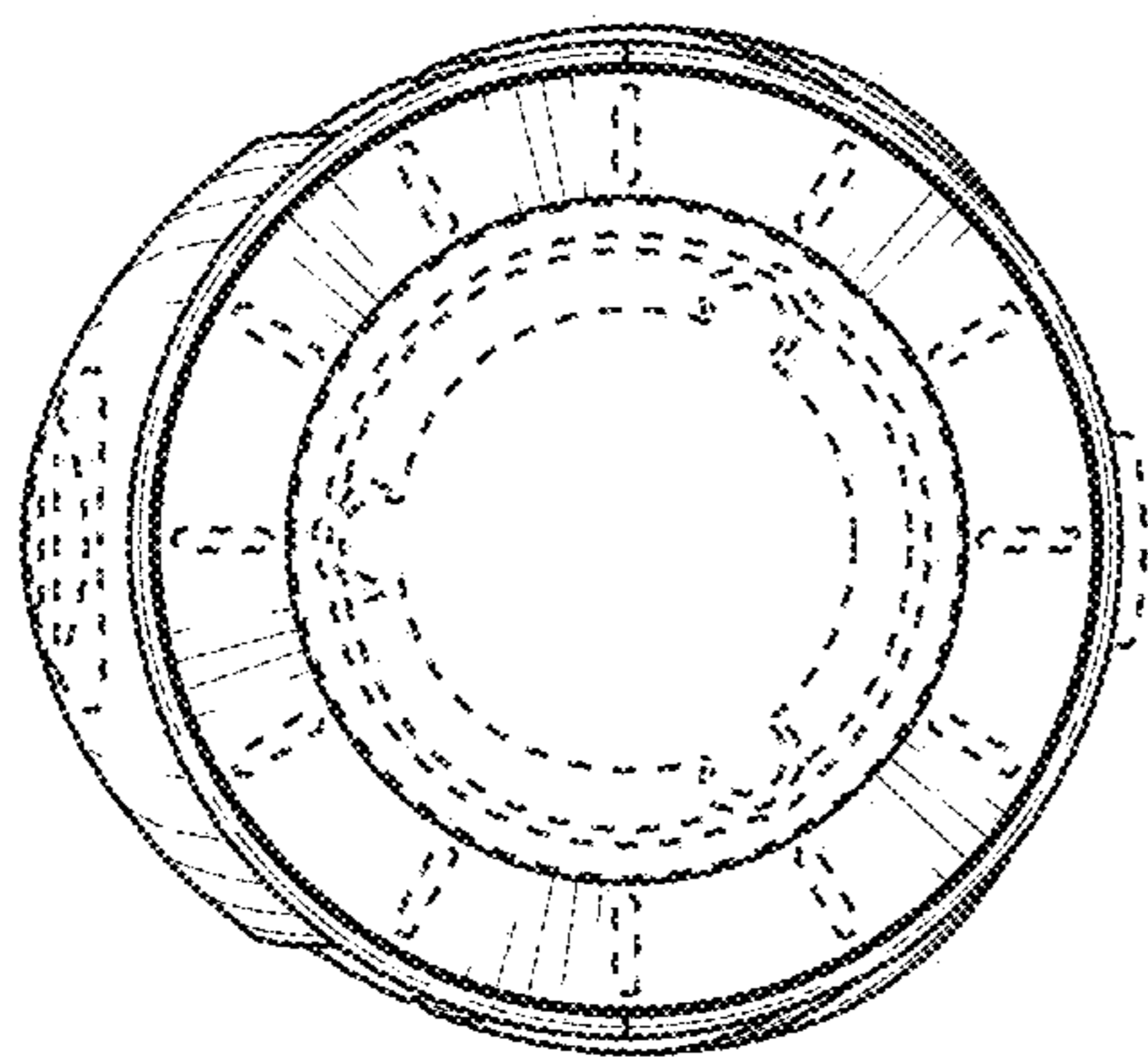


FIG. 4

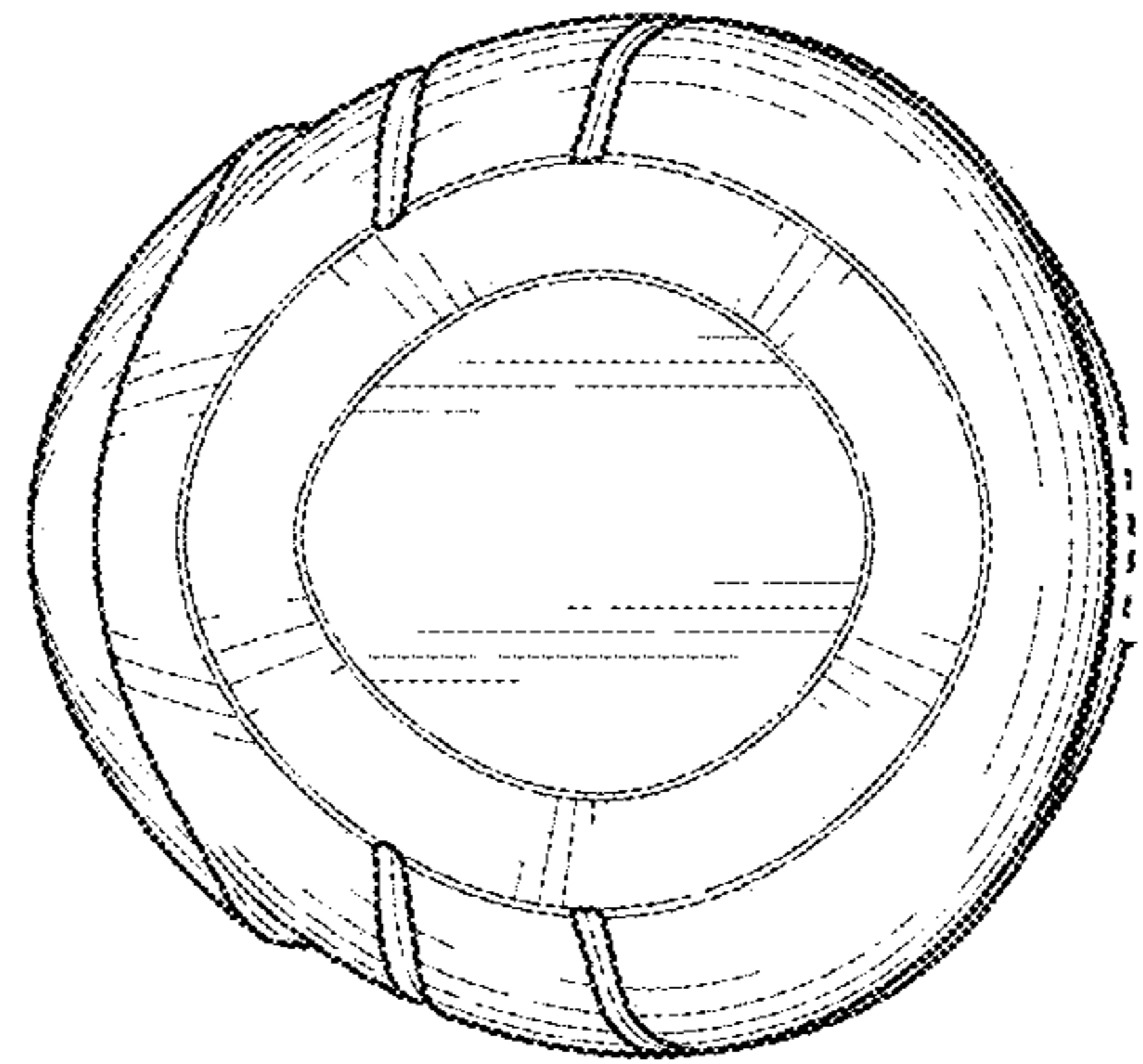


FIG. 5

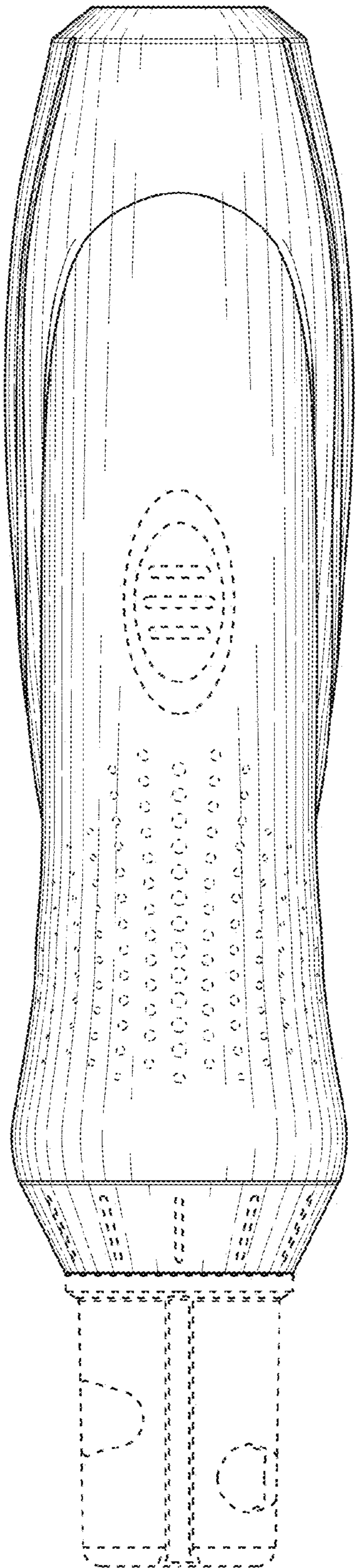


FIG. 6

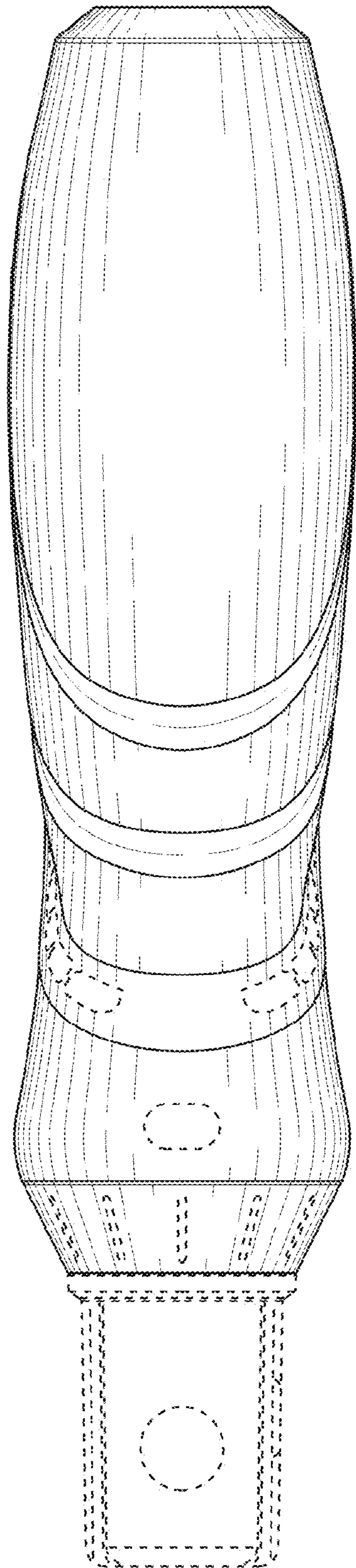


FIG. 7