

US00D904692S

(12) **United States Design Patent** (10) **Patent No.:** **US D904,692 S**  
**Nishikiori et al.** (45) **Date of Patent:** **\*\* Dec. 8, 2020**

(54) **HAIRPIECE**

(71) Applicant: **Denka Company Limited**, Tokyo (JP)

(72) Inventors: **Sachi Nishikiori**, Tokyo (JP); **Toru Sakai**, Tokyo (JP)

(73) Assignee: **Denka Company Limited**

(\*\*) Term: **15 Years**

(21) Appl. No.: **29/696,397**

(22) Filed: **Jun. 27, 2019**

(51) **LOC (12) Cl.** ..... **28-04**

(52) **U.S. Cl.**  
 USPC ..... **D28/92**

(58) **Field of Classification Search**  
 USPC ..... D28/92, 93  
 CPC ..... A41G 3/00; A41G 3/0041; A41G 3/0058;  
 A41G 3/006; A41G 3/0075  
 See application file for complete search history.

(56) **References Cited**

U.S. PATENT DOCUMENTS

D434,531 S	*	11/2000	Sartena	.....	D28/92
D435,696 S	*	12/2000	Sartena	.....	D28/40
D436,422 S	*	1/2001	Sartena	.....	D28/92
D669,224 S	*	10/2012	Morris	.....	D28/92
D672,509 S	*	12/2012	Mazzulla	.....	D28/92
D741,549 S	*	10/2015	Lee	.....	D28/92
D802,219 S	*	11/2017	Lee	.....	D28/92
D841,891 S	*	2/2019	Hua	.....	D28/92
D843,661 S	*	3/2019	Hua	.....	D28/92

2013/0031935 A1\* 2/2013 Kelleghan ..... A44C 5/00  
 63/1.12

\* cited by examiner

*Primary Examiner* — Zenia I Bennett  
 (74) *Attorney, Agent, or Firm* — Saidman DesignLaw Group, LLC

(57) **CLAIM**  
 The ornamental design for a hairpiece, as shown and described.

**DESCRIPTION**

FIG. 1 is a perspective view of a hairpiece showing our new design;  
 FIG. 2 is a front view thereof;  
 FIG. 3 is a rear view thereof;  
 FIG. 4 is a left side view thereof;  
 FIG. 5 is a right side view thereof;  
 FIG. 6 is a top view thereof;  
 FIG. 7 is a bottom view thereof;  
 FIG. 8 is a perspective view of another embodiment thereof;  
 FIG. 9 is a front view thereof;  
 FIG. 10 is a rear view thereof;  
 FIG. 11 is a left side view thereof;  
 FIG. 12 is a right side view thereof;  
 FIG. 13 is a top view thereof;  
 FIG. 14 is a bottom view thereof;  
 FIG. 15 is a perspective view of another embodiment thereof;  
 FIG. 16 is a front view thereof;  
 FIG. 17 is a rear view thereof;  
 FIG. 18 is a left side view thereof;  
 FIG. 19 is a right side view thereof;  
 FIG. 20 is a top view thereof; and,  
 FIG. 21 is a bottom view thereof.

**1 Claim, 12 Drawing Sheets**





FIG. 1

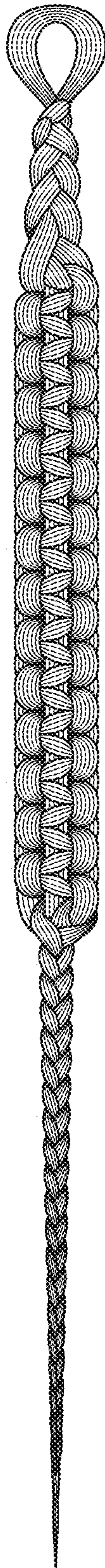


FIG. 2

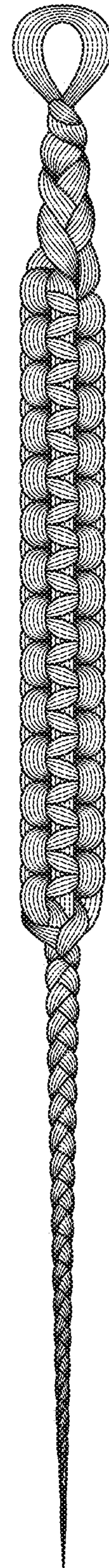


FIG. 3





FIG. 4



FIG. 5



FIG. 6



FIG. 7



FIG. 8

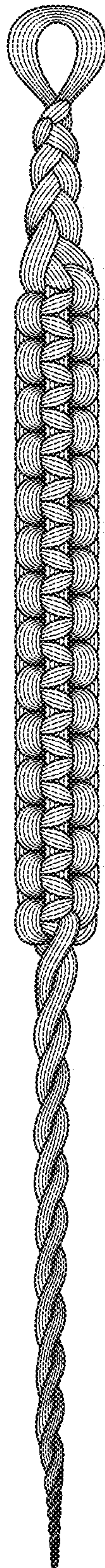


FIG. 9

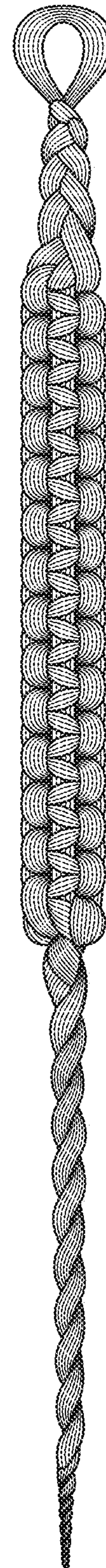


FIG. 10





FIG. 11



FIG. 12






FIG. 13



FIG. 14



FIG. 15

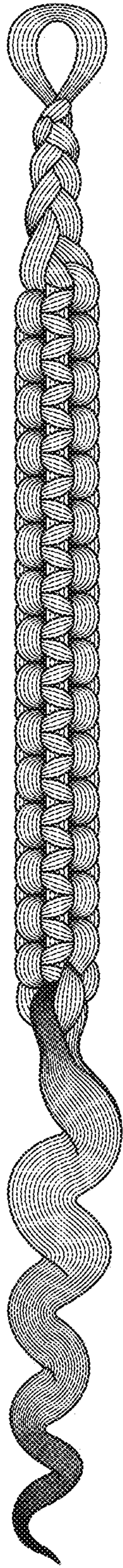


FIG. 16

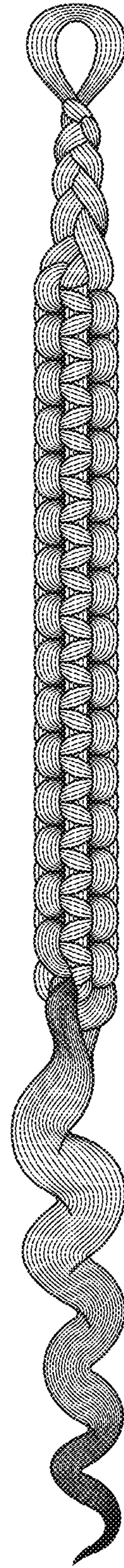


FIG. 17



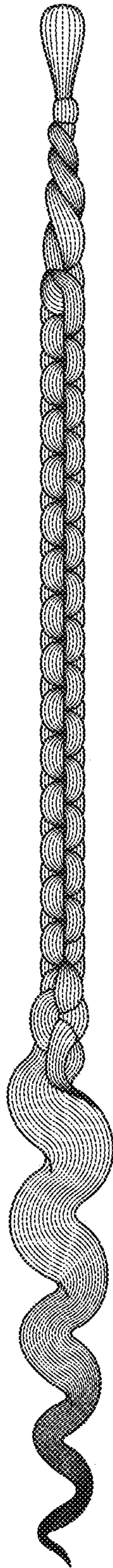


FIG. 18

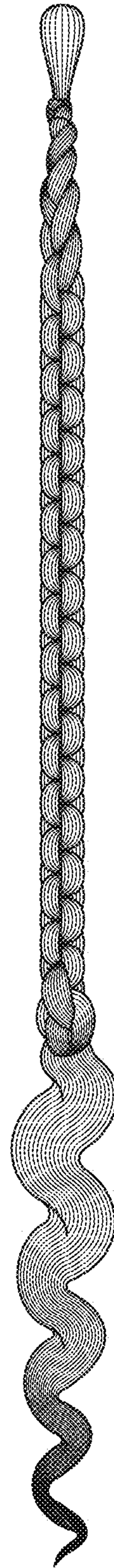


FIG. 19



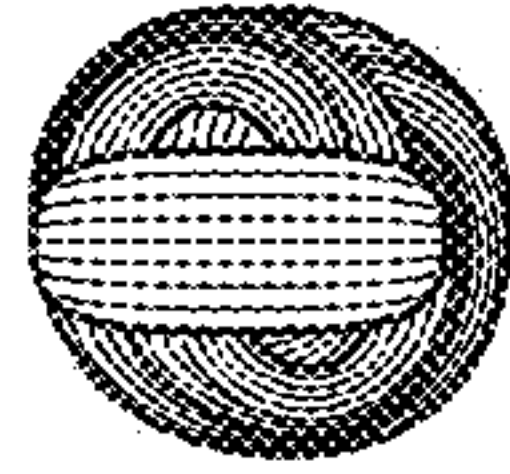


FIG. 20



FIG. 21