



US00D904686S

(12) **United States Design Patent** (10) **Patent No.:** **US D904,686 S**
Silverberg (45) **Date of Patent:** **** Dec. 8, 2020**

(54) **WAND HOLDER**
(71) Applicant: **Guide Beauty LLC**, Rochester, NY (US)
(72) Inventor: **Terri Silverberg**, Winter Park, FL (US)
(73) Assignee: **GUIDE BEAUTY LLC**, Rochester, NY (US)
(**) Term: **15 Years**
(21) Appl. No.: **29/686,669**
(22) Filed: **Apr. 5, 2019**

(74) *Attorney, Agent, or Firm* — Nixon Peabody LLP; Elizabeth W. Baio; Francesco de Rege

(57) **CLAIM**
The ornamental design for a wand holder, as shown and described.

DESCRIPTION

FIG. 1 is a perspective view of a wand holder.
FIG. 2 is a plan top side view of the wand holder shown in FIG. 1.
FIG. 3 is a plan bottom side view of the wand holder shown in FIG. 1.
FIG. 4 is a plan view of the front of the wand holder shown in FIG. 1.
FIG. 5 is a plan back side view of the wand holder shown in FIG. 1.
FIG. 6 is a plane right side view of the wand holder shown in FIG. 1; and,
FIG. 7 is a plan left side view of the wand holder shown in FIG. 1.
The evenly broken lines (dash-dash lines) shown in the Figures are only for illustrative purposes to show visible optional structure and form no part of the claimed invention. It is contemplated that any portion of one or more of the evenly broken lines shown in any one or more of the Figures can be converted into solid lines to form part of a claimed invention herein. Likewise, it is contemplated that any portion of one or more of the solid lines shown in any one or more of the Figures can be converted into evenly broken lines to form no part of a claimed invention.
The broken lines in the figures are for illustrative purposes to indicate that the appearance of any portion of the illustrated article such as surface curvature or textures and do not appear on the article and are not part of the claimed inventions.
Although various articles are shown separately herein, it is contemplated that any one or more of any of the wand mascara holder can be combined in order to form a cosmetic applicator.

Related U.S. Application Data

(63) Continuation of application No. 16/270,250, filed on Feb. 7, 2019.
(51) **LOC (12) Cl.** **28-03**
(52) **U.S. Cl.**
USPC **D28/7**
(58) **Field of Classification Search**
USPC D28/7, 8, 20, 76, 85, 99; D24/119;
D19/163, 173, 186

(Continued)

(56) **References Cited**

U.S. PATENT DOCUMENTS

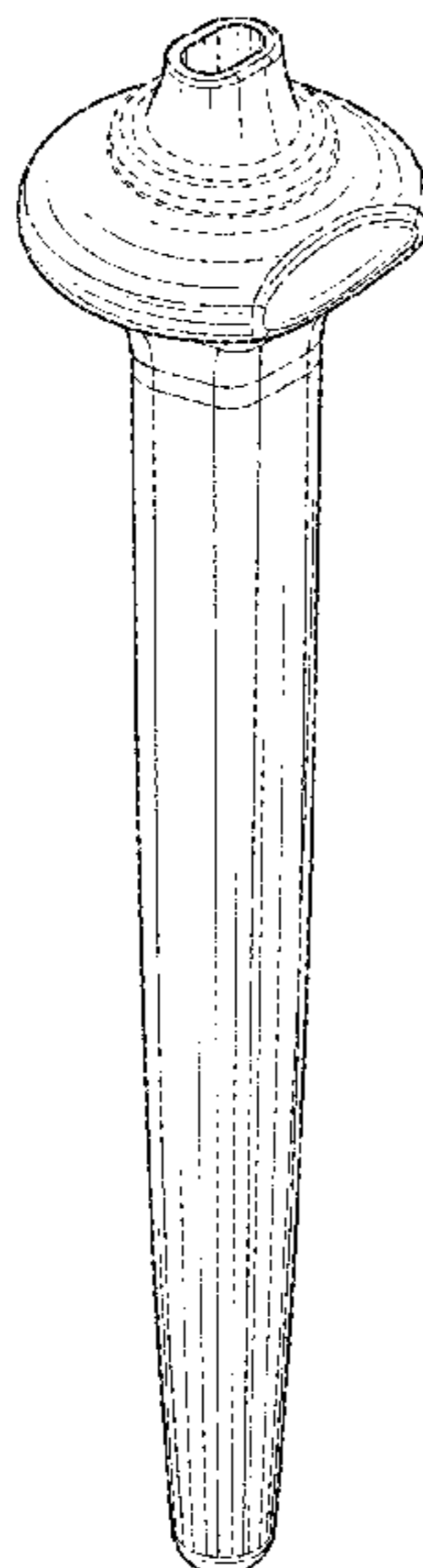
D2,927 S 2/1868 Pusey
273,444 A 3/1883 Bixby
(Continued)

FOREIGN PATENT DOCUMENTS

FR 2886112 A1 12/2006
FR 2933281 B1 1/2010
(Continued)

Primary Examiner — Zenia I Bennett

1 Claim, 2 Drawing Sheets



(58) **Field of Classification Search**
 CPC A45D 2200/10; A45D 2200/1018; A45D
 2200/1036; A61M 35/00; A61M 35/003
 See application file for complete search history.

(56) **References Cited**

U.S. PATENT DOCUMENTS

1,139,348	A	5/1915	Craig	
2,868,212	A	1/1959	Schoenberger	
3,084,938	A	4/1963	Kapanowski	
3,121,938	A	2/1964	Lind et al.	
4,283,854	A	8/1981	Austin	
D272,099	S	1/1984	Cassai	
4,621,387	A	11/1986	Noser	
D349,512	S	8/1994	Law	
D370,088	S *	5/1996	Burns D19/117
5,617,884	A	4/1997	Allison et al.	
D383,307	S	9/1997	Klein et al.	
5,662,423	A	9/1997	Walden	
6,131,231	A	10/2000	Huang	

6,305,051	B1	10/2001	Cho	
6,732,411	B2	5/2004	Vidal	
D499,841	S *	12/2004	Angeletta D24/200
D585,158	S *	1/2009	Hartstock D28/7
D586,047	S *	2/2009	Hartstock D28/7
7,549,686	B2	6/2009	Watanabe	
D696,816	S *	12/2013	Kordulla D28/7
8,939,159	B2	1/2015	Yeo et al.	
10,111,513	B2	10/2018	Rhoades et al.	
D854,241	S *	7/2019	Star D28/7
D870,966	S *	12/2019	Choi D28/7
2012/0043452	A1	2/2012	Karmatz	
2017/0156474	A1	6/2017	Fischer et al.	
2018/0146767	A1	5/2018	Prade	

FOREIGN PATENT DOCUMENTS

JP	2002306233	A	10/2002
WO	2011/131972	A1	10/2011
WO	2015/069286	A1	5/2015

* cited by examiner

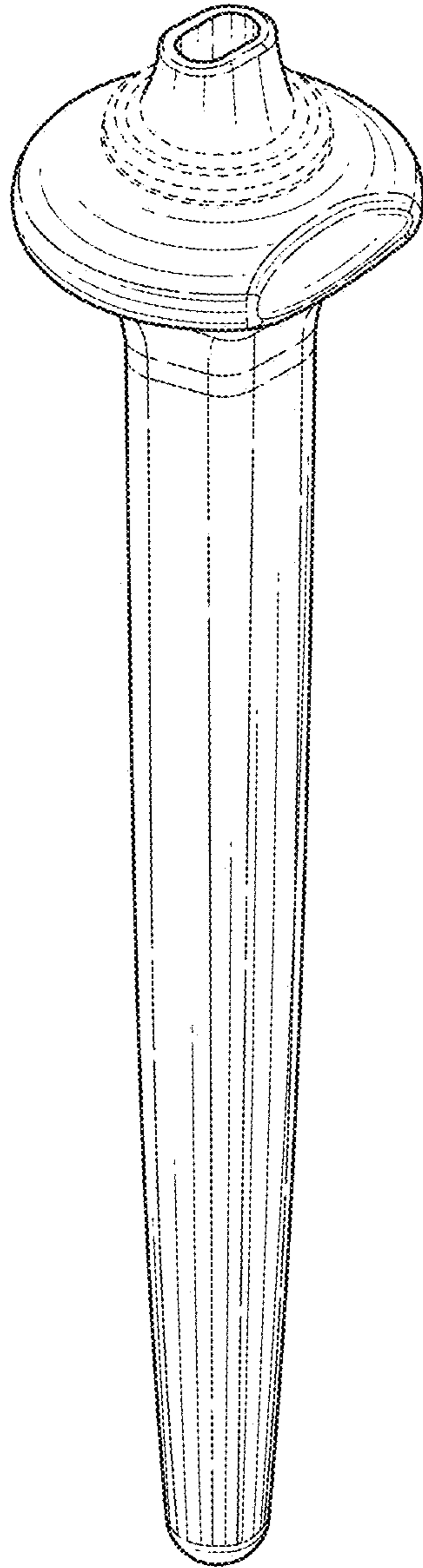


FIG. 1

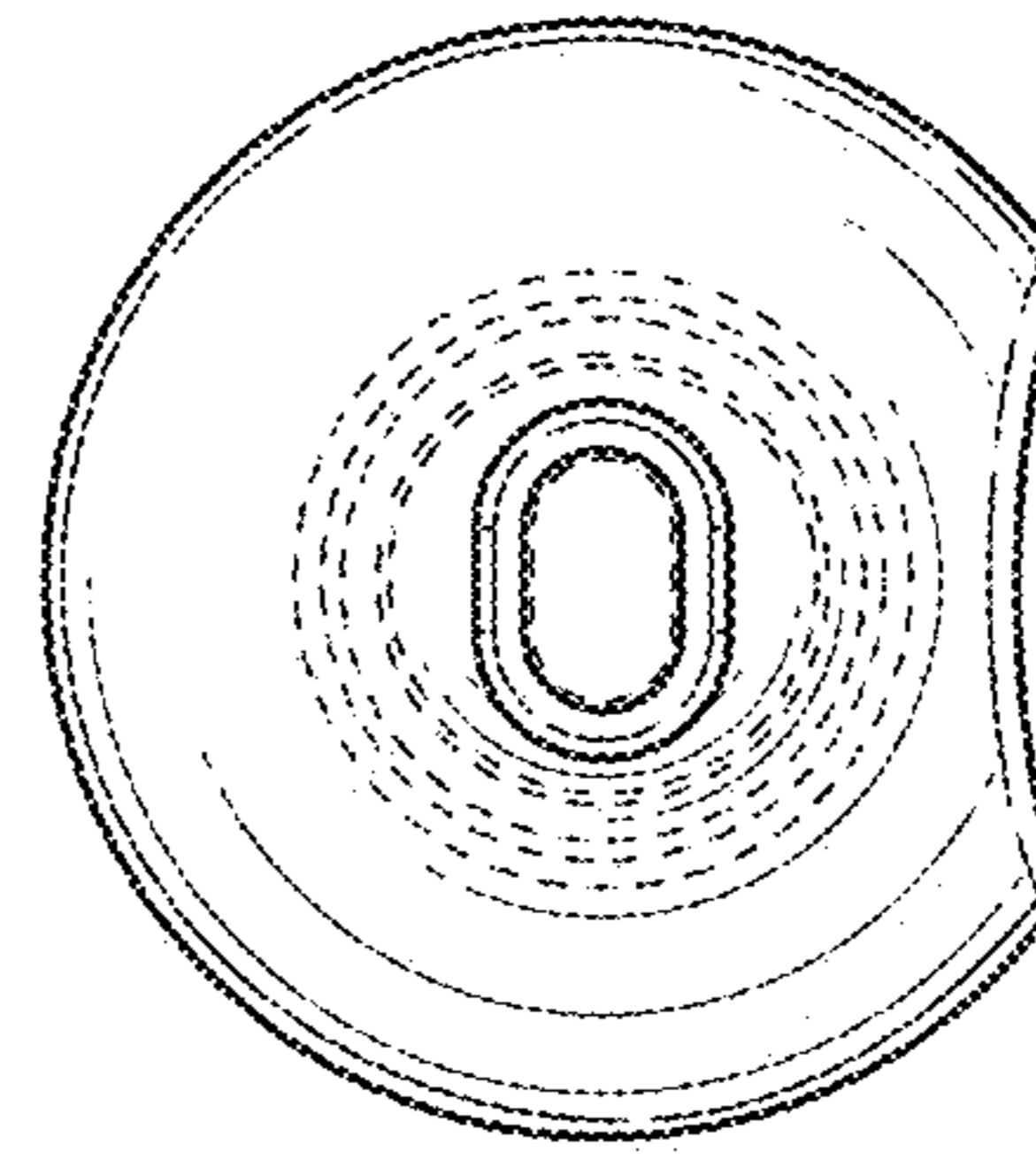


FIG. 2

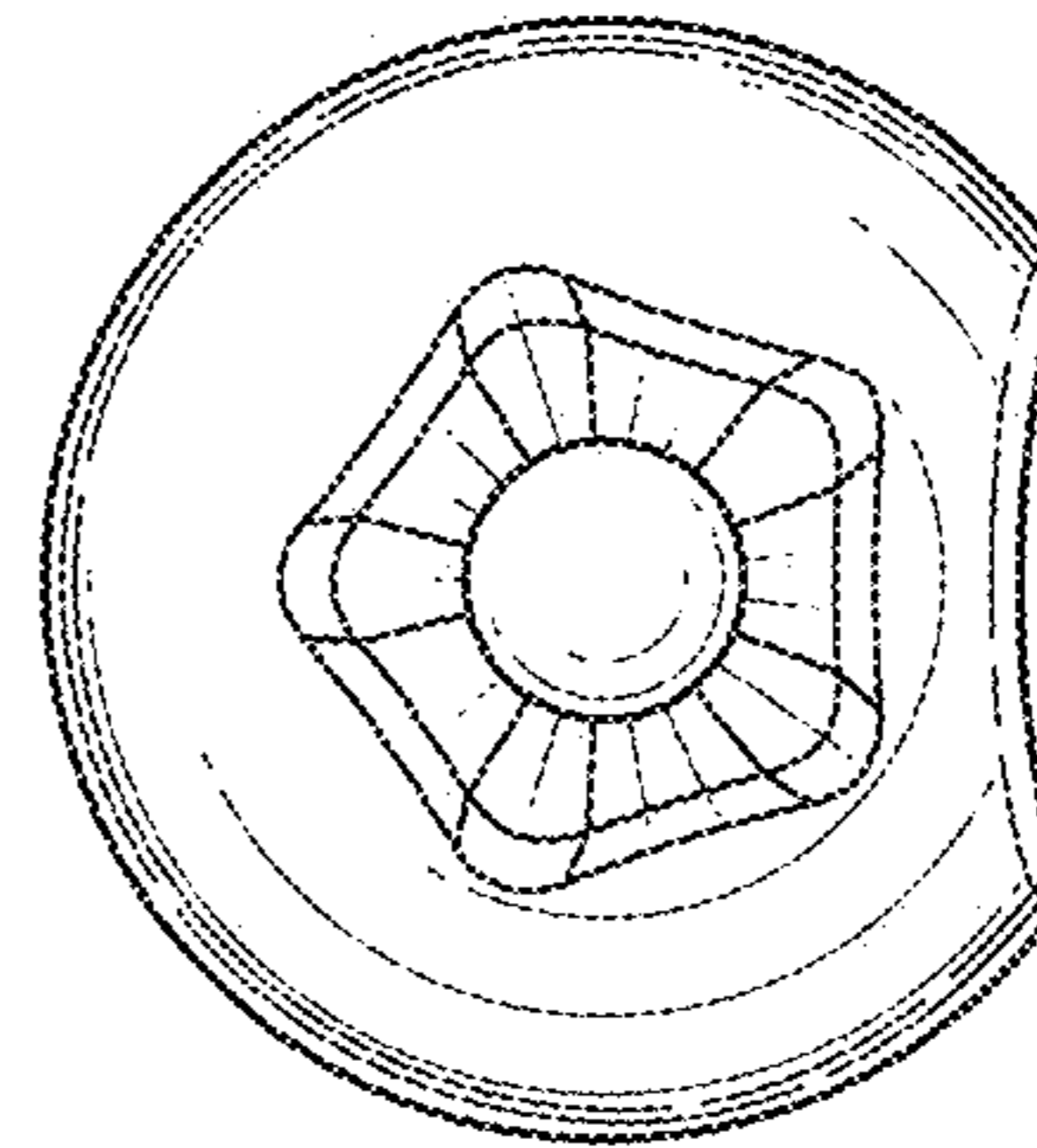


FIG. 3

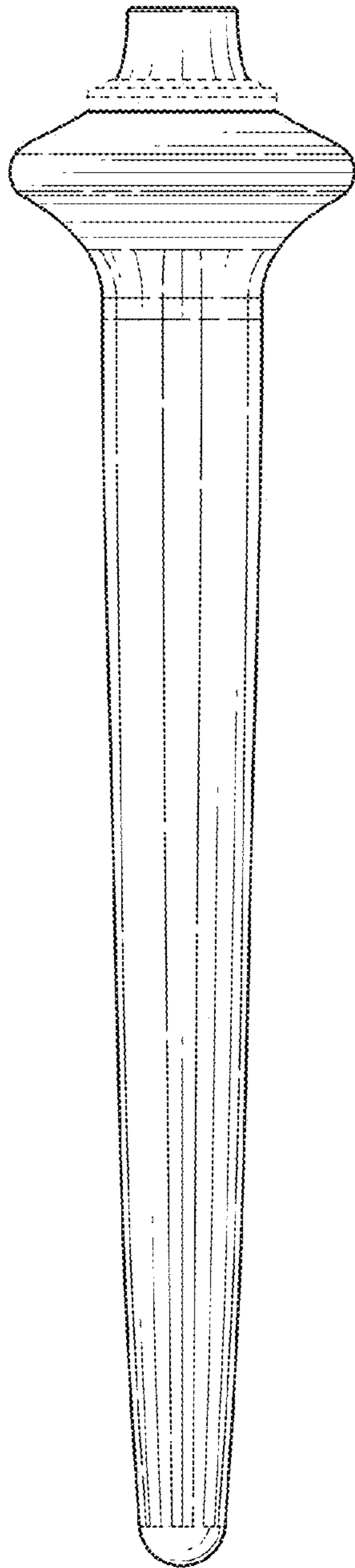


FIG. 4

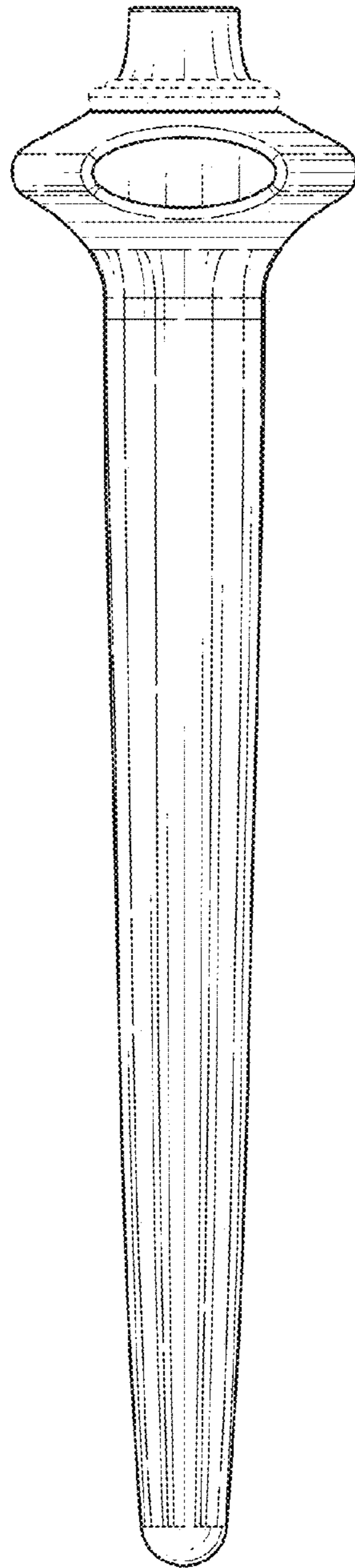


FIG. 5

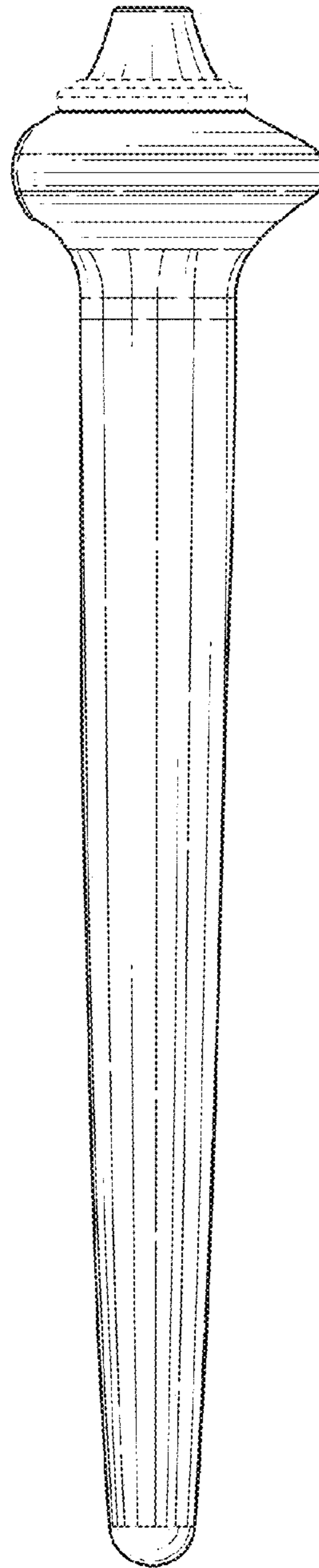


FIG. 6

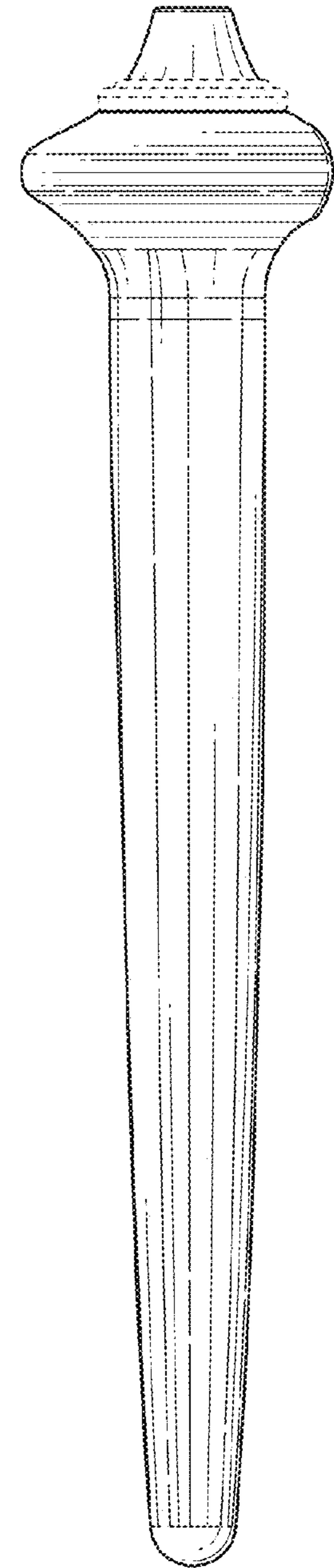


FIG. 7