



US00D904685S

(12) **United States Design Patent** (10) **Patent No.:** **US D904,685 S**
Silverberg (45) **Date of Patent:** **** Dec. 8, 2020**

(54) **RING HOLDER**

(71) Applicant: **Guide Beauty LLC**, Rochester, NY (US)

(72) Inventor: **Terri Silverberg**, Winter Park, FL (US)

(73) Assignee: **Guide Beauty LLC**, Rochester, NY (US)

(**) Term: **15 Years**

(21) Appl. No.: **29/686,666**

(22) Filed: **Apr. 5, 2019**

Related U.S. Application Data

(63) Continuation of application No. 16/270,240, filed on Feb. 7, 2019.

(51) **LOC (12) Cl.** **28-03**

(52) **U.S. Cl.**
USPC **D28/7**

(58) **Field of Classification Search**
USPC D28/7, 8, 20, 76, 85, 99; D24/119;
D19/163, 173, 186

(Continued)

(56) **References Cited**

U.S. PATENT DOCUMENTS

D2,927 S 2/1868 Pusey
273,444 A 3/1883 Bixby

(Continued)

FOREIGN PATENT DOCUMENTS

FR 2886112 A1 12/2006
JP 2002306233 A 10/2002

OTHER PUBLICATIONS

International Search Report dated May 20, 2019 in International Application No. PCT/US2019/017090.

Primary Examiner — Zenia I Bennett

(74) *Attorney, Agent, or Firm* — Nixon Peabody LLP; Elizabeth W. Baio; Francesco de Rege

(57) **CLAIM**

The ornamental design for a ring holder as shown and described, or the ornamental design for a ring holder including an applicator as shown and described, or the ring holder including a cap, as shown and described.

DESCRIPTION

FIG. 1 is a perspective view of a ring holder.
FIG. 2 is a plane view of the front the ring holder shown in FIG. 1.

FIG. 3 is a plane view of the back of the ring holder shown in FIG. 1.

FIG. 4 is a plane view of the top of the ring holder shown in FIG. 1.

FIG. 5 is a plane view of the bottom of the ring holder shown in FIG. 1.

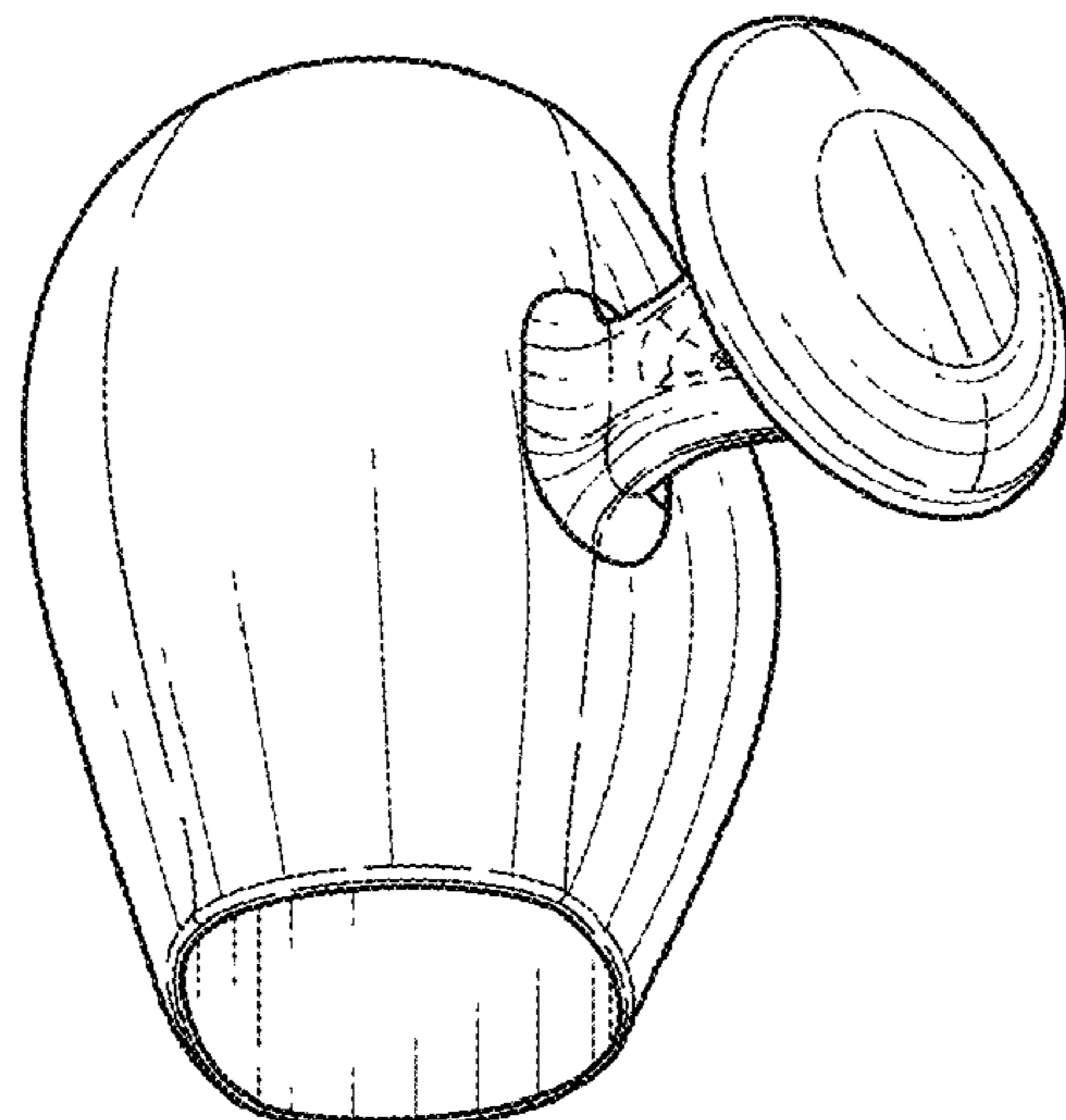
FIG. 6 is a plane view of the left side of the ring holder shown in FIG. 1; and,

FIG. 7 is a plane view of the right side of the ring holder shown in FIG. 1.

The evenly broken lines (dash-dash lines) shown in the Figures are only for illustrative purposes to show visible optional structure and form no part of the claimed invention. It is contemplated that any portion of one or more of the evenly broken lines shown in any one or more of the Figures can be converted into solid lines to form part of a claimed invention herein. Likewise, it is contemplated that any portion of one or more of the solid lines shown in any one or more of the Figures can be converted into evenly broken lines to form no part of a claimed invention.

The broken lines in the figures are for illustrative purposes to indicate that the appearance of any portion of the illustrated article such as surface curvature or textures and do not appear on the article and are not part of the claimed inventions.

(Continued)



Although various articles are shown separately herein, it is contemplated that any one or more of any of the ring holder can be combined in order to form a cosmetic applicator.

1 Claim, 2 Drawing Sheets

(58) **Field of Classification Search**

CPC A45D 2200/10; A45D 2200/1018; A45D 2200/1036; A61M 35/00; A61M 35/003

See application file for complete search history.

(56)

References Cited

U.S. PATENT DOCUMENTS

1,139,348 A 5/1915 Craig
2,868,212 A 1/1959 Schoenberger
3,084,938 A 4/1963 Kapanowski
3,121,938 A 2/1964 Lind et al.
4,283,854 A 8/1981 Austin

D272,099 S 1/1984 Cassai
4,621,387 A 11/1986 Noser
D349,512 S 8/1994 Law
D370,088 S * 5/1996 Burns D19/117
D383,307 S 9/1997 Klein et al.
5,662,423 A 9/1997 Walden
6,131,231 A 10/2000 Huang
6,305,051 B1 10/2001 Cho
6,732,411 B2 5/2004 Vidal
D499,841 S * 12/2004 Angeletta D24/200
D585,158 S * 1/2009 Hartstock D28/7
D586,047 S * 2/2009 Hartstock D28/7
7,549,686 B2 6/2009 Watanabe
D696,816 S * 12/2013 Kordulla D28/7
8,939,159 B2 1/2015 Yeo et al.
10,111,513 B2 10/2018 Rhoades et al.
D854,241 S * 7/2019 Star D28/7
D870,966 S * 12/2019 Choi D28/7
2012/0043452 A1 2/2012 Karmatz
2017/0156474 A1 6/2017 Fischer et al.
2018/0146767 A1 5/2018 Prade

* cited by examiner

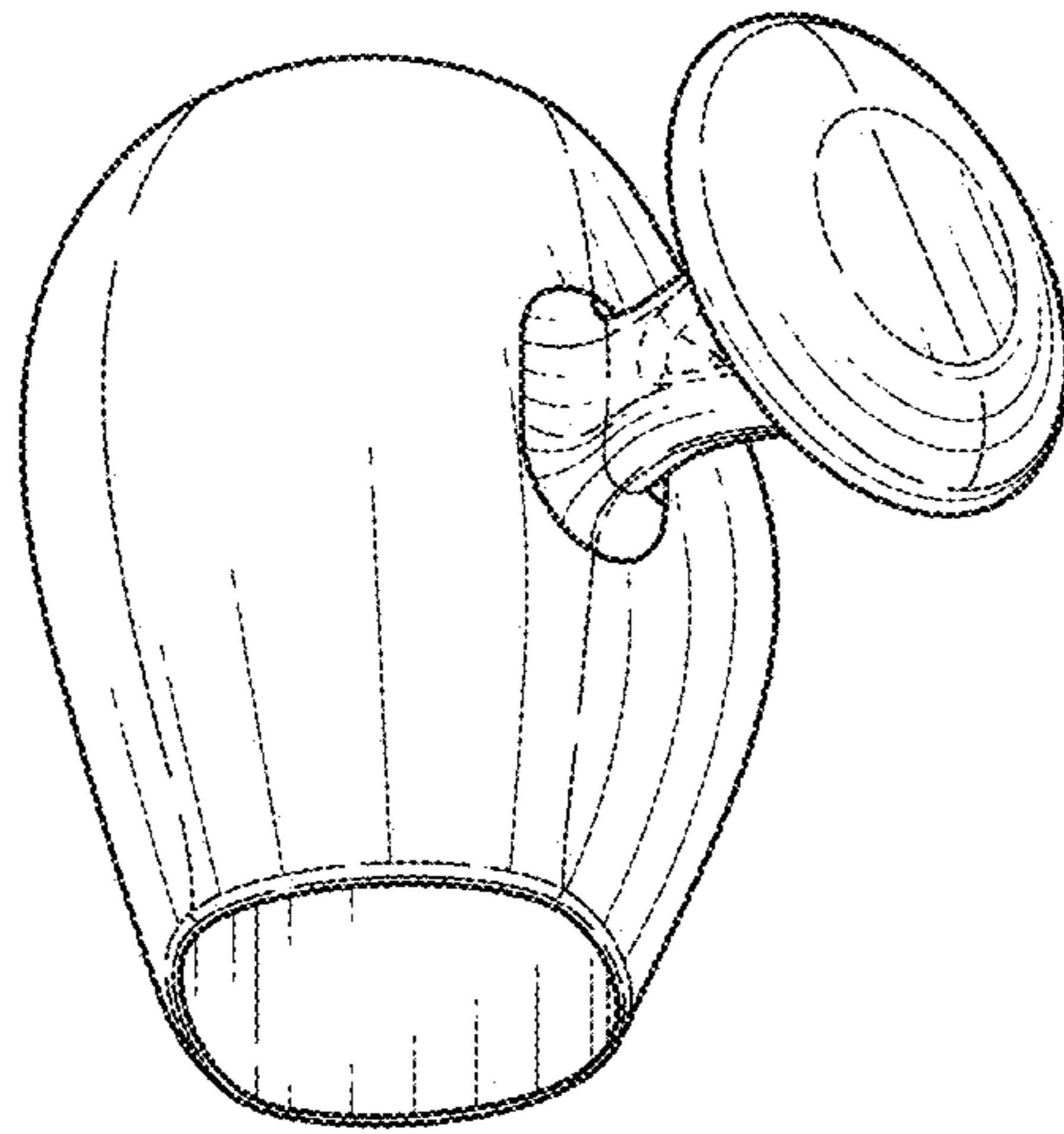


FIG. 1

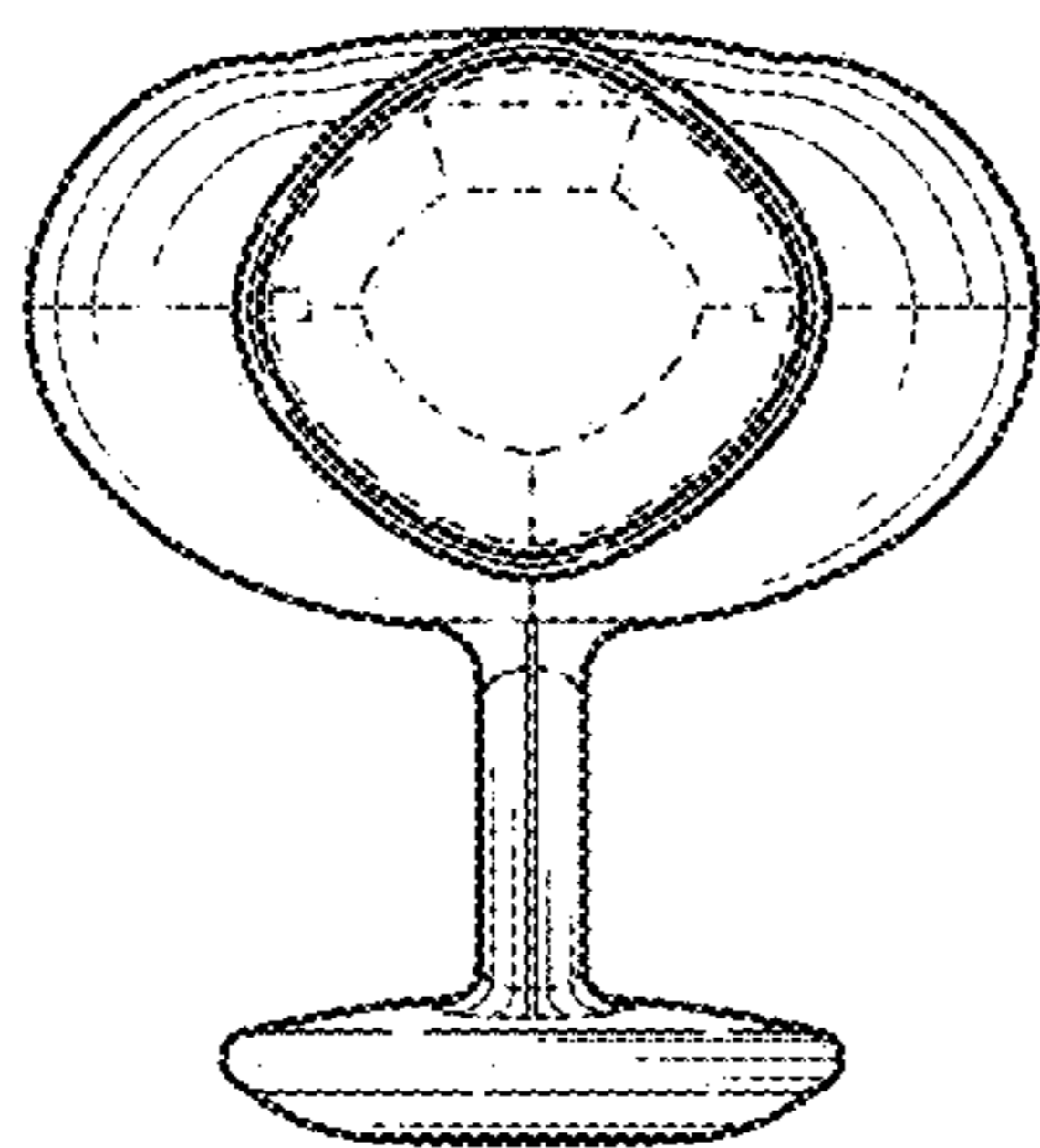


FIG. 2

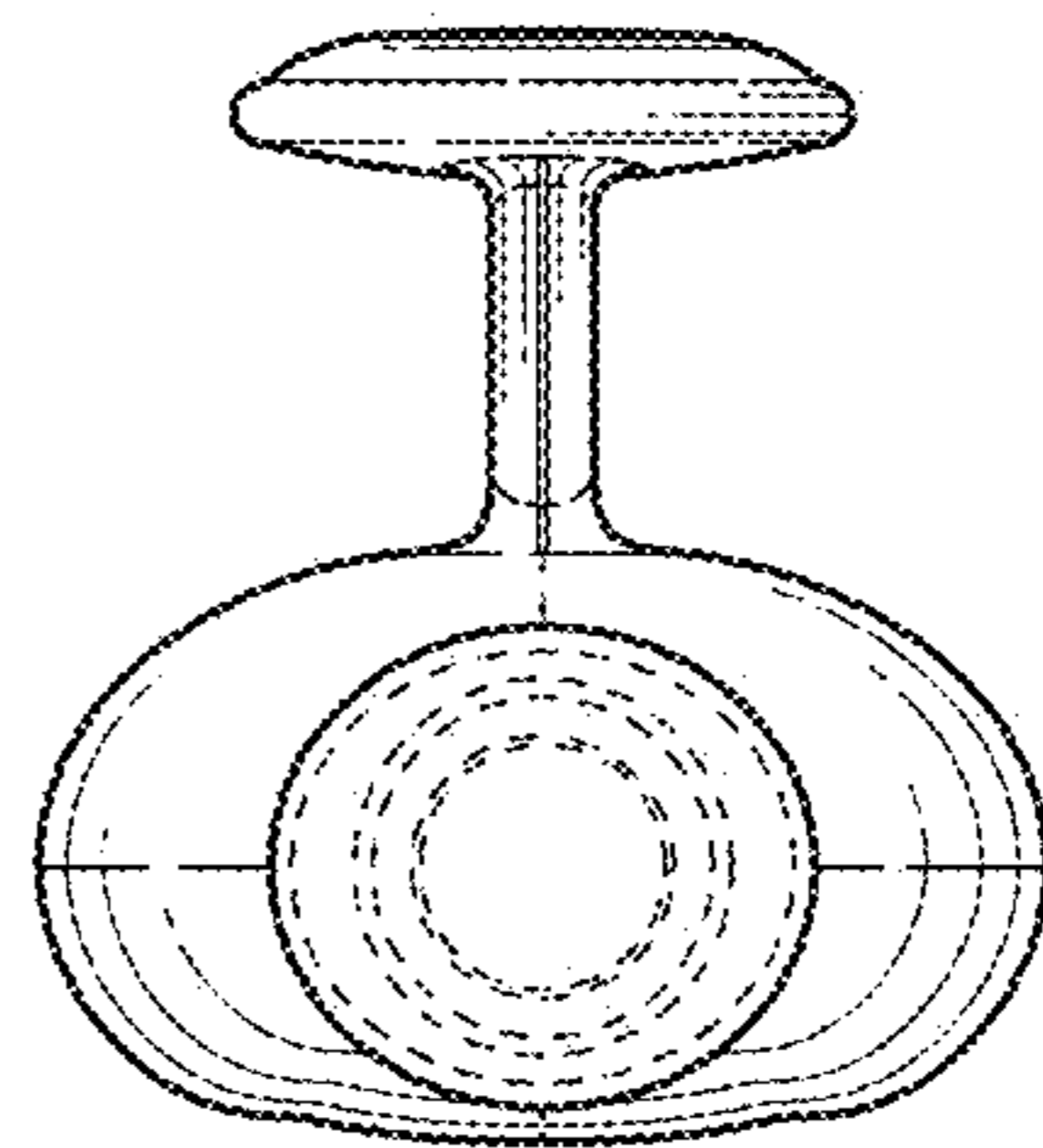


FIG. 3

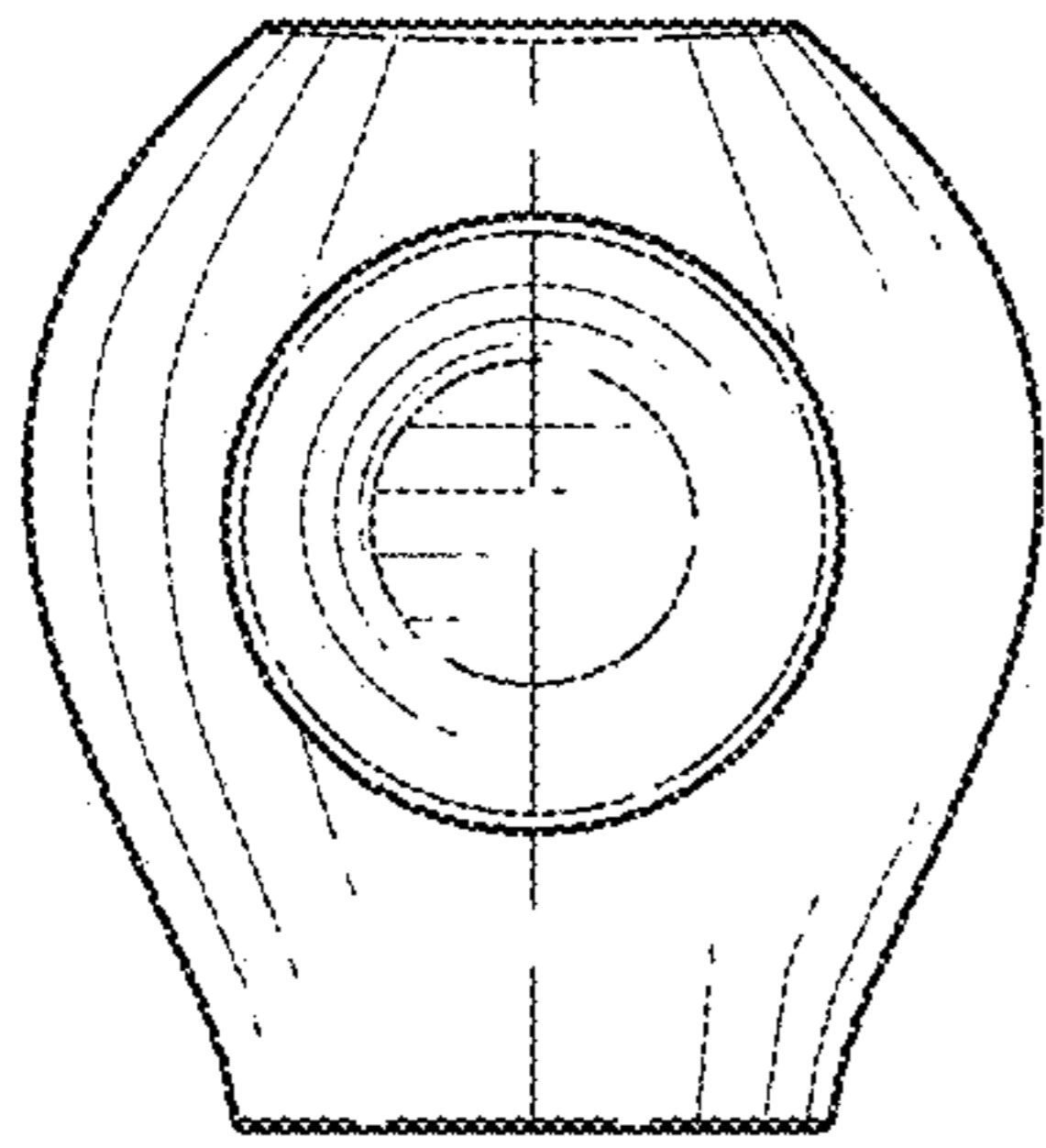


FIG. 4

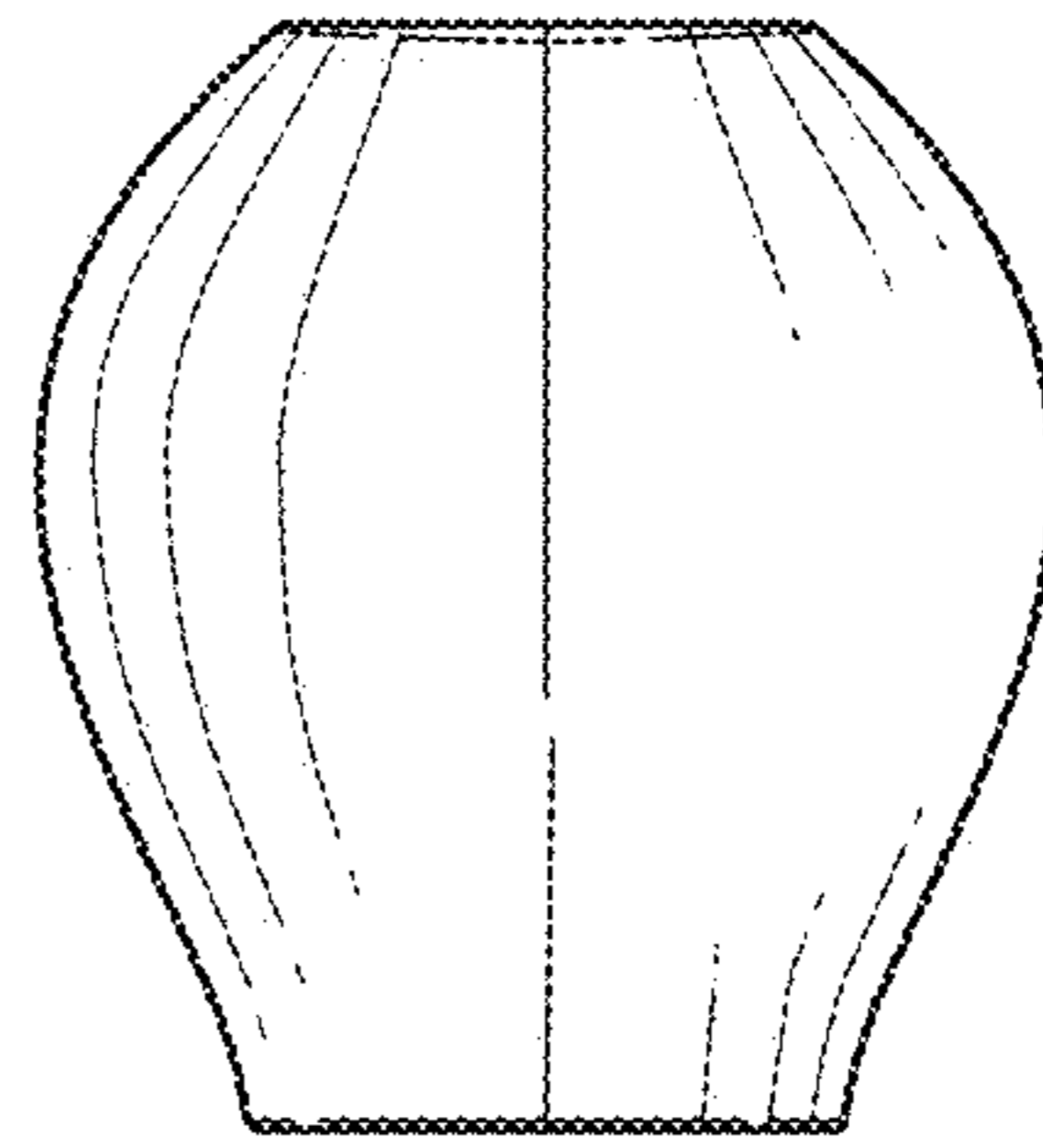


FIG. 5

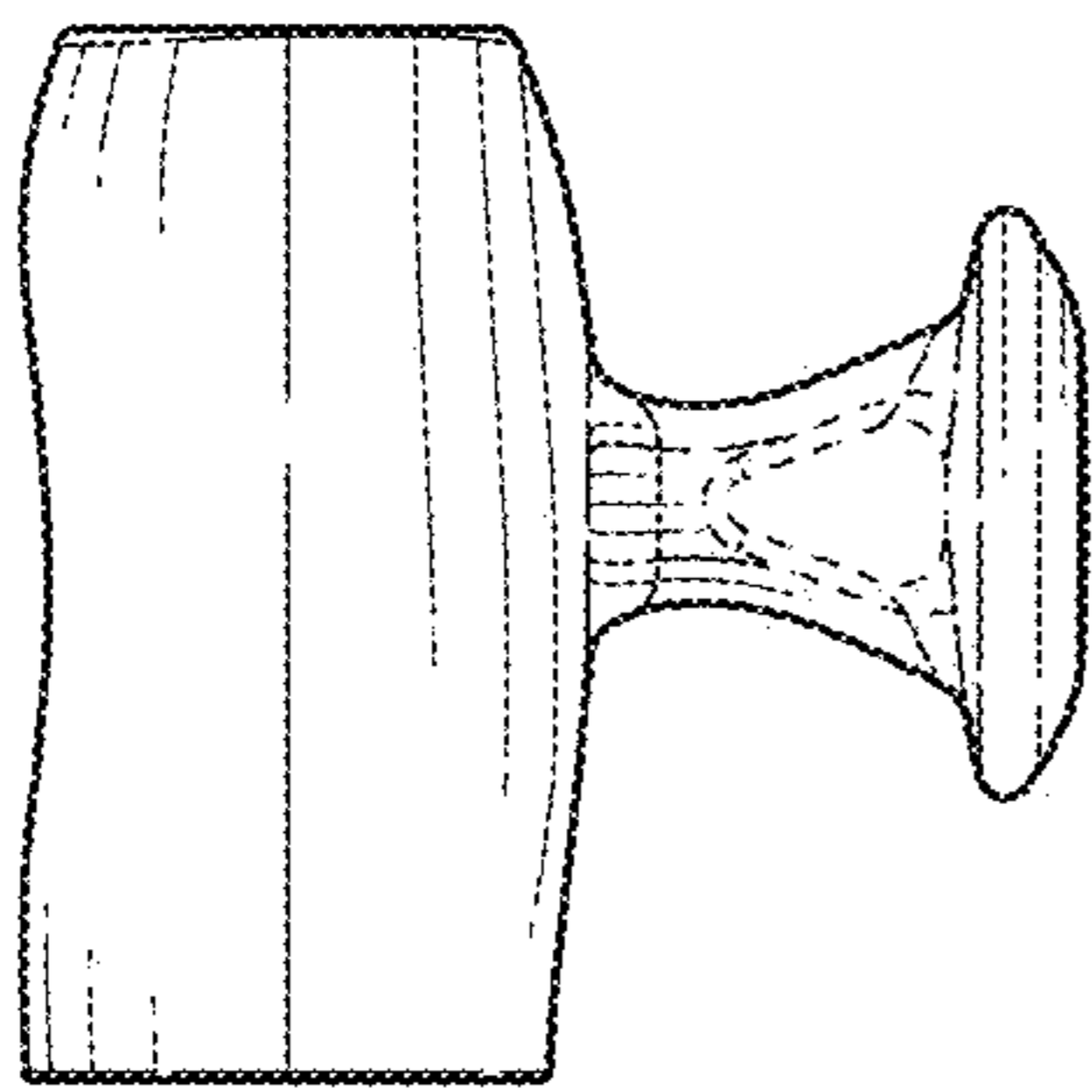


FIG. 6

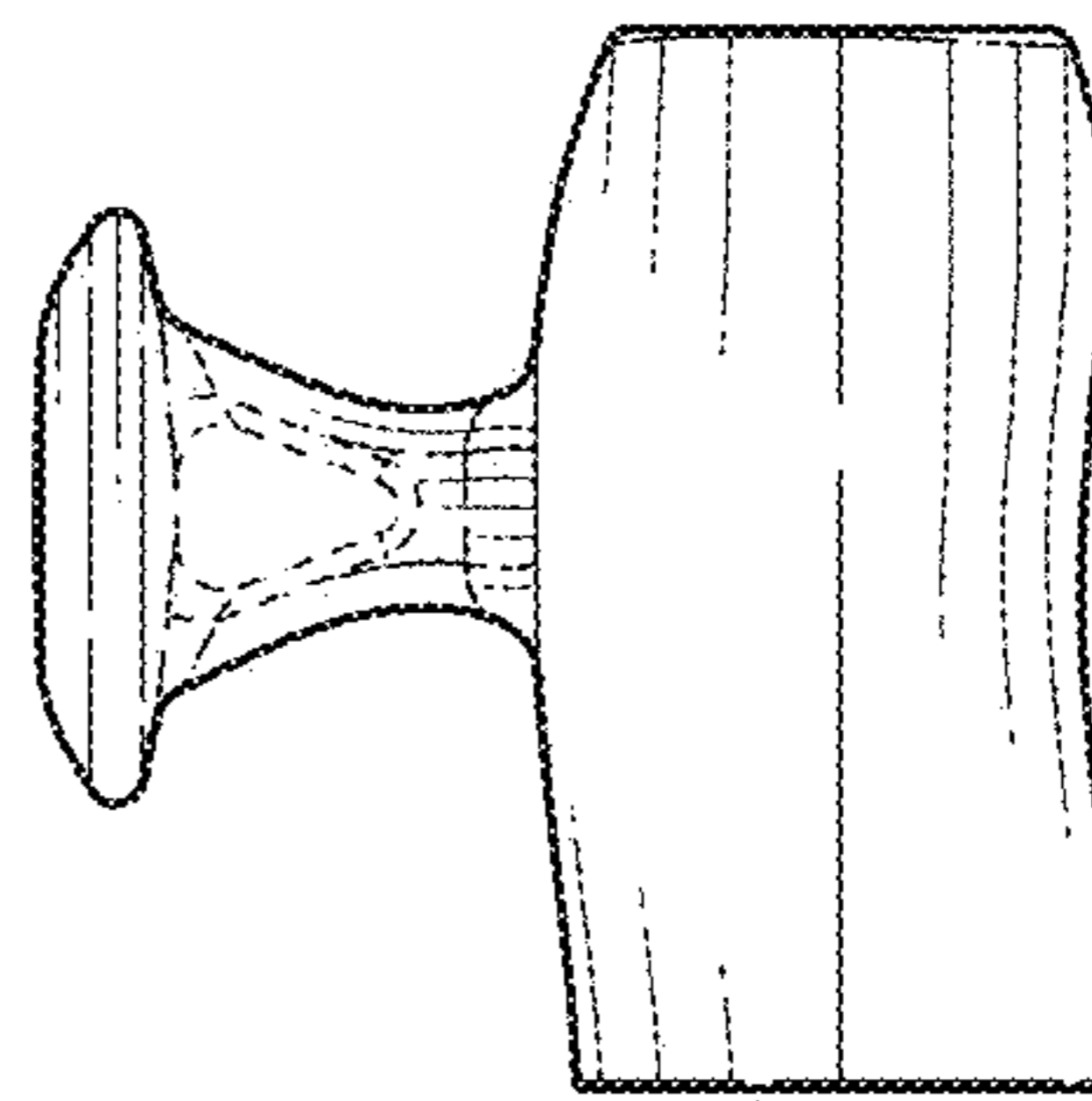


FIG. 7