



US00D904684S

(12) **United States Design Patent** (10) **Patent No.:** **US D904,684 S**  
**Lieberman** (45) **Date of Patent:** **\*\* \*Dec. 8, 2020**

(54) **CONCEALER PEN**  
(71) Applicant: **Stryx Men, LLC**, Lawrence, NY (US)  
(72) Inventor: **Joe Lieberman**, Lawrence, NY (US)  
(73) Assignee: **Stryx Men, LLC**, Lawrence, NY (US)

(\* ) Notice: This patent is subject to a terminal disclaimer.

(\*\*) Term: **15 Years**

(21) Appl. No.: **29/674,178**

(22) Filed: **Dec. 20, 2018**

(51) **LOC (12) Cl.** ..... **28-02**

(52) **U.S. Cl.**  
USPC ..... **D28/7; D19/169**

(58) **Field of Classification Search**  
USPC ..... D19/115–204; D14/411; D8/107;  
D28/7  
CPC . B43K 5/005; B43K 7/12; B43K 8/04; B43K  
8/06; B43K 19/00; B43K 19/02; B43K  
19/14; B43K 21/006; B43K 21/06  
See application file for complete search history.

(56) **References Cited**

**U.S. PATENT DOCUMENTS**

1,868,200	A	*	7/1932	Freedman	.....	A45D 40/06 401/98
D200,385	S	*	2/1965	Tinsley	.....	D28/7
D247,501	S	*	3/1978	Malamoud	.....	D19/169
D249,888	S	*	10/1978	Barnes	.....	D19/168
D253,060	S	*	10/1979	Itoh	.....	D19/167
D259,792	S	*	7/1981	Itoh	.....	D19/169
D261,010	S	*	9/1981	Itoh	.....	D19/168
D266,769	S	*	11/1982	Camps	.....	D19/169
D267,655	S	*	1/1983	Verona	.....	D19/169
D275,577	S	*	9/1984	Hechter	.....	D19/168
D286,547	S	*	11/1986	Koizumi	.....	D19/169
D288,450	S	*	2/1987	Regnault	.....	D19/168
D289,425	S	*	4/1987	Thevenot	.....	D19/168

D292,672	S	*	11/1987	Duell	.....	D28/7
D303,631	S	*	9/1989	Demarest	.....	D9/529
D313,245	S	*	12/1990	Iwase	.....	D19/169
D323,529	S	*	1/1992	Rousseau	.....	D19/168
D341,227	S	*	11/1993	Lang	.....	D28/76
D345,466	S	*	3/1994	Brouse	.....	D19/163
D423,049	S	*	4/2000	Kohlhase	.....	D19/169
D456,040	S	*	4/2002	Moon	.....	D19/169

(Continued)

**OTHER PUBLICATIONS**

Concealer Tool, Stryx, <https://www.stryx.com/products/product-01-concealer-tool>, Dec. 12, 2018.

*Primary Examiner* — Elizabeth A. Albert  
(74) *Attorney, Agent, or Firm* — Bochner IP; Andrew Bochner

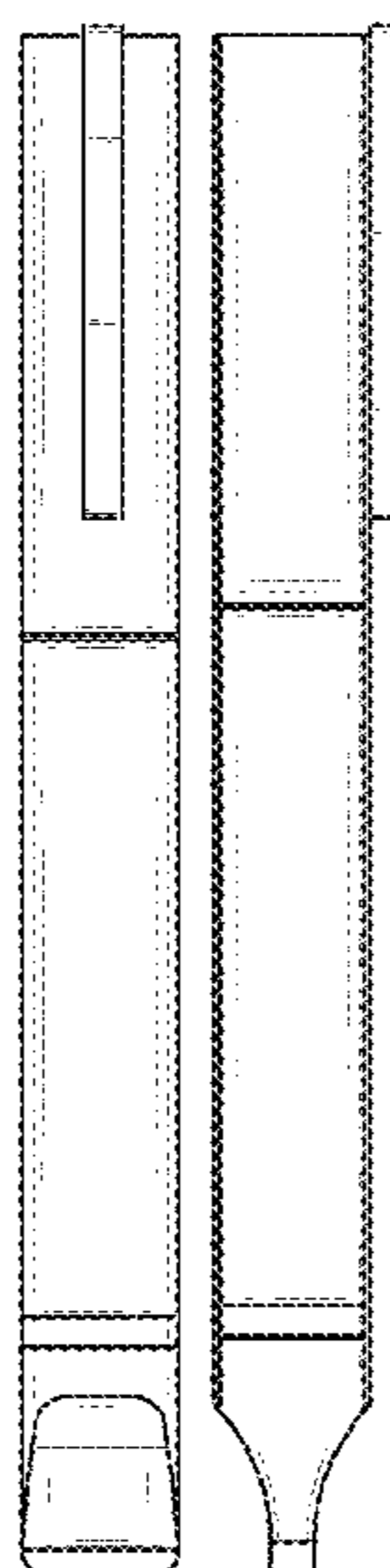
(57) **CLAIM**

I claim the ornamental design for a concealer pen, as shown and described.

**DESCRIPTION**

FIG. 1 is a perspective view of a concealer pen showing my new design;  
FIG. 2 is front view of the concealer pen as shown in FIG. 1;  
FIG. 3 is back view of the concealer pen as shown in FIG. 1;  
FIG. 4 is left-side view of the concealer pen as shown in FIG. 1;  
FIG. 5 is a right-side view of the concealer pen as shown in FIG. 1;  
FIG. 6 is a top view of the concealer pen as shown in FIG. 1;  
FIG. 7 is a bottom view of the concealer pen as shown in FIG. 1; and,  
FIG. 8 is a front open position view of the concealer pen as shown in FIG. 1.

**1 Claim, 7 Drawing Sheets**



(56)

**References Cited**

U.S. PATENT DOCUMENTS

D467,970	S	*	12/2002	Pellissa Beneyto .....	D19/169
D470,887	S	*	2/2003	Okutani .....	D19/163
D557,745	S	*	12/2007	Isono .....	D19/194
D654,375	S	*	2/2012	Kuboshima .....	D9/443
D662,986	S	*	7/2012	Liu .....	D19/169
D688,303	S	*	8/2013	Jiang .....	D19/163
D698,864	S	*	2/2014	Watase .....	D19/164
D716,658	S	*	11/2014	Sillince .....	D9/447
D724,668	S	*	3/2015	Bo .....	D19/170
D817,398	S	*	5/2018	Copier .....	D19/163
D867,454	S	*	11/2019	Zhang .....	D19/164
D868,892	S	*	12/2019	Allen .....	D19/195

\* cited by examiner




FIG. 1




FIG. 2




FIG. 3




FIG. 4




FIG. 5

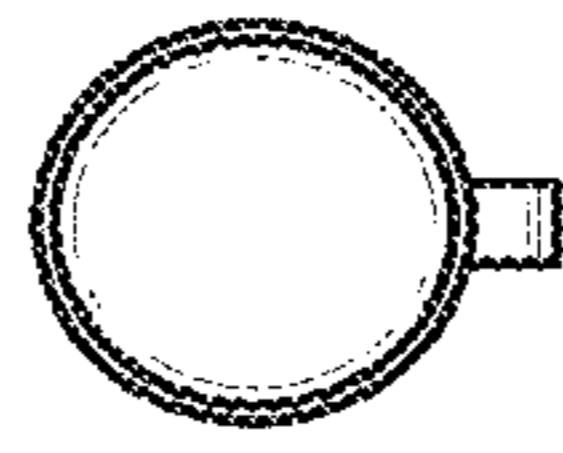


FIG. 6

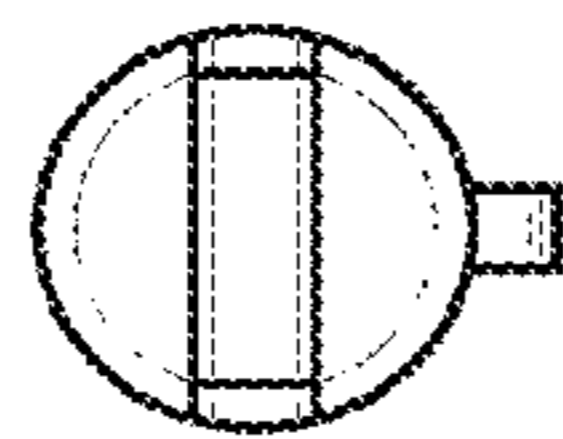


FIG. 7



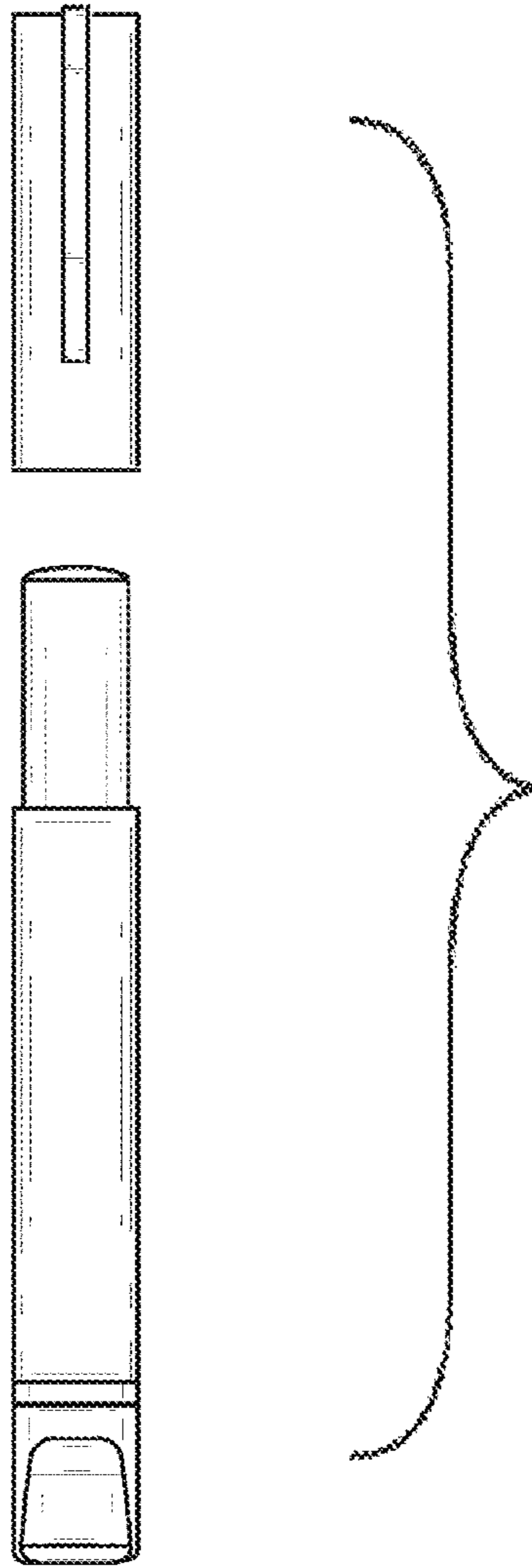


FIG. 8