



US00D904681S

(12) **United States Design Patent** (10) **Patent No.:** **US D904,681 S**
Kim et al. (45) **Date of Patent:** **** Dec. 8, 2020**

(54) **ELECTRONIC CIGARETTE**
(71) Applicant: **KT&G Corporation**, Daejeon (KR)
(72) Inventors: **Min Chul Kim**, Yongin-si (KR); **Su Mi Shin**, Goyang-si (KR)
(73) Assignee: **KT&G Corporation**, Daejeon (KR)

D832,500 S * 10/2018 Qiu D27/162
D859,735 S * 9/2019 Qiu D27/162
D870,372 S * 12/2019 Zhu D27/167
D871,663 S * 12/2019 Lord D27/101
D876,717 S * 2/2020 Murray D27/101
D877,971 S * 3/2020 Bowen D27/101
D877,976 S * 3/2020 Ding D27/162
D881,457 S * 4/2020 Ouyang D27/162

(**) Term: **15 Years**

(21) Appl. No.: **29/695,814**

(22) Filed: **Jun. 21, 2019**

(30) **Foreign Application Priority Data**

Dec. 24, 2018 (KR) 30-2018-0061236

(51) **LOC (12) Cl.** **27-02**

(52) **U.S. Cl.**
USPC **D27/162**

(58) **Field of Classification Search**
USPC D27/162, 100, 101, 163–165, 172, 174,
D27/183, 185–194; D24/110, 110.5;
128/202.21, 203.12; 131/273, 274, 270,
131/191, 328, 329, 330, 360–365
CPC A24F 47/002; A24F 47/006; A24F 47/008;
A61M 15/00; A61M 15/06
See application file for complete search history.

(56) **References Cited**

U.S. PATENT DOCUMENTS

D779,726 S * 2/2017 Bennett D27/189
D792,643 S * 7/2017 Wong D27/101
D799,110 S * 10/2017 Qiu D27/101
D832,499 S * 10/2018 Qiu D27/162

OTHER PUBLICATIONS

[https://www.google.com/search?q=electronic+cigarettes&source=\(May 5, 2020\).*](https://www.google.com/search?q=electronic+cigarettes&source=(May+5,+2020).*)

* cited by examiner

Primary Examiner — Marissa J Cash
Assistant Examiner — Rebecca Tsehaye
(74) *Attorney, Agent, or Firm* — Novick, Kim & Lee, PLLC; Sang Ho Lee; Hyun Woo Shin

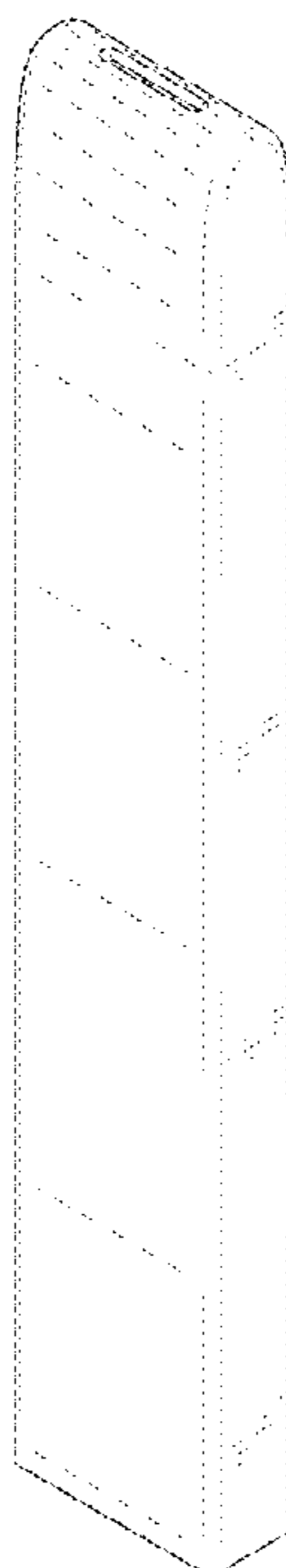
(57) **CLAIM**

We claim the ornamental design for an electronic cigarette, as shown and described.

DESCRIPTION

FIG. 1 is perspective view of an electronic cigarette, showing our new design;
FIG. 2 is a front elevational view thereof;
FIG. 3 is a rear elevational view thereof;
FIG. 4 is a left side elevational view thereof;
FIG. 5 is a right side elevational view thereof;
FIG. 6 is a top plan view thereof; and,
FIG. 7 is a bottom plan view thereof.
The broken lines shown in FIG. 7 are for purposes of illustrating portions of the electronic cigarette that form no part of the claim.

1 Claim, 6 Drawing Sheets






FIG. 1




FIG. 2




FIG. 3




FIG. 4




FIG. 5

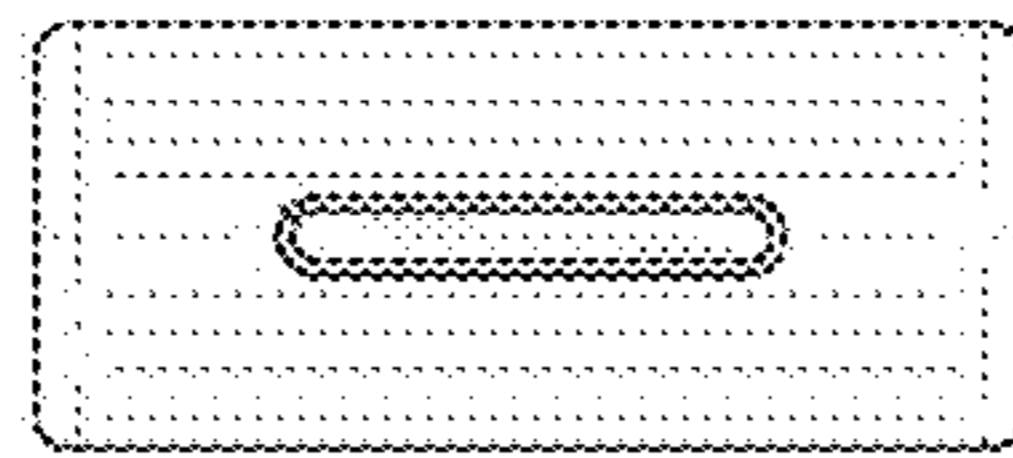


FIG. 6




FIG. 7