



US00D904675S

(12) **United States Design Patent**
Trzcielinski

(10) **Patent No.:** **US D904,675 S**
(45) **Date of Patent:** **** Dec. 8, 2020**

(54) **HOUSING FOR A LED-BASED LIGHTING APPARATUS**

(71) Applicant: **LED Labs sp. z o.o.**, Cracow (PL)

(72) Inventor: **Grzegorz Trzcielinski**, Cracow (PL)

(73) Assignee: **LED LABS Sp. z o.o.**, Cracow (PL)

(**) Term: **15 Years**

(21) Appl. No.: **29/661,247**

(22) Filed: **Aug. 26, 2018**

(51) **LOC (12) Cl.** **26-05**

(52) **U.S. Cl.**
USPC **D26/138**

(58) **Field of Classification Search**
USPC D26/63, 72, 74, 76, 78-83, 85, 86, 88,
D26/90, 93, 111, 113, 118, 119, 120, 121,
D26/122, 138, 139, 140, 141, 142, 152
CPC F21S 2/00; F21S 4/00; F21S 4/003; F21S
4/005; F21S 4/006; F21S 4/007; F21S
4/008; F21S 6/00; F21S 8/00; F21S
8/024; F21S 8/026; F21S 8/031; F21S
8/033; F21S 8/035-037; F21S 8/04; F21S
8/043; F21S 8/063

See application file for complete search history.

(56) **References Cited**

U.S. PATENT DOCUMENTS

D696,814 S * 12/2013 Matus, Jr. D26/138
D705,984 S * 5/2014 Klus D26/138

D724,256 S * 3/2015 Klus D26/141
D724,257 S * 3/2015 Klus D26/141
D724,259 S * 3/2015 Klus D26/141
D793,617 S * 8/2017 Trzcielinski D26/118
D796,111 S * 8/2017 Trzcielinski D26/142
D868,353 S * 11/2019 Trzcielinski D26/138
D869,071 S * 12/2019 Trzcielinski D26/138
D869,073 S * 12/2019 Trzcielinski D26/138
D869,076 S * 12/2019 Trzcielinski D26/138
D869,079 S * 12/2019 Trzcielinski D26/138
D869,080 S * 12/2019 Trzcielinski D26/138
D869,081 S * 12/2019 Trzcielinski D26/138
D884,259 S * 5/2020 Trzcielinski D26/138
D891,689 S * 7/2020 Trzcielinski D26/138

* cited by examiner

Primary Examiner — Natasha Vujcic

(74) *Attorney, Agent, or Firm* — Andrew Malarz, Esq.

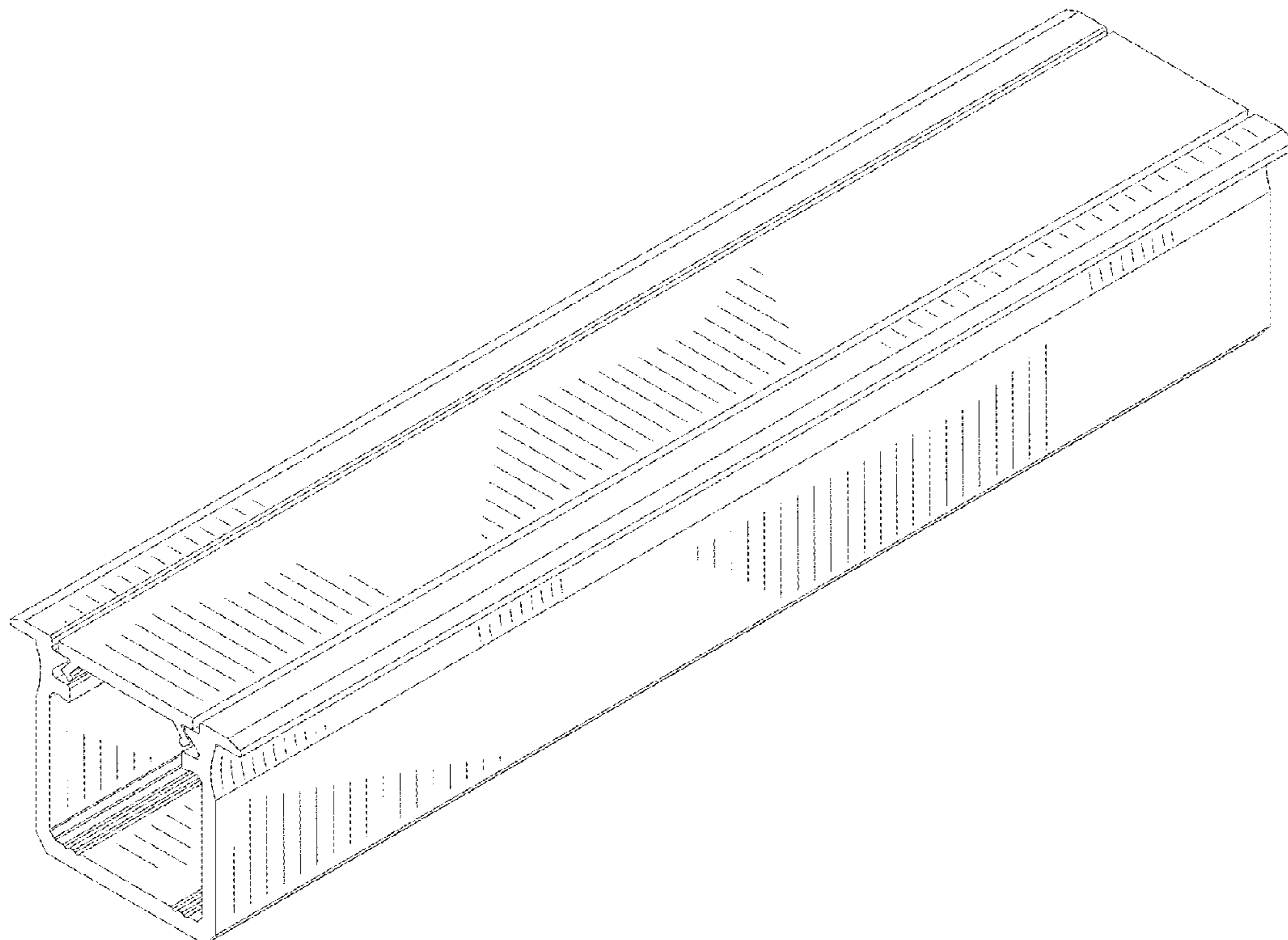
(57) **CLAIM**

The ornamental design for a housing for a LED-based lighting apparatus, as shown and described.

DESCRIPTION

FIG. 1 is a front, a left side perspective view of a housing for a led-based lighting apparatus showing my new design; FIG. 2 is a front elevational view thereof; FIG. 3 is a top plan view thereof; FIG. 4 is a bottom plan view thereof; and, FIG. 5 is a right side elevational view thereof, the left side being a mirror image.

1 Claim, 5 Drawing Sheets



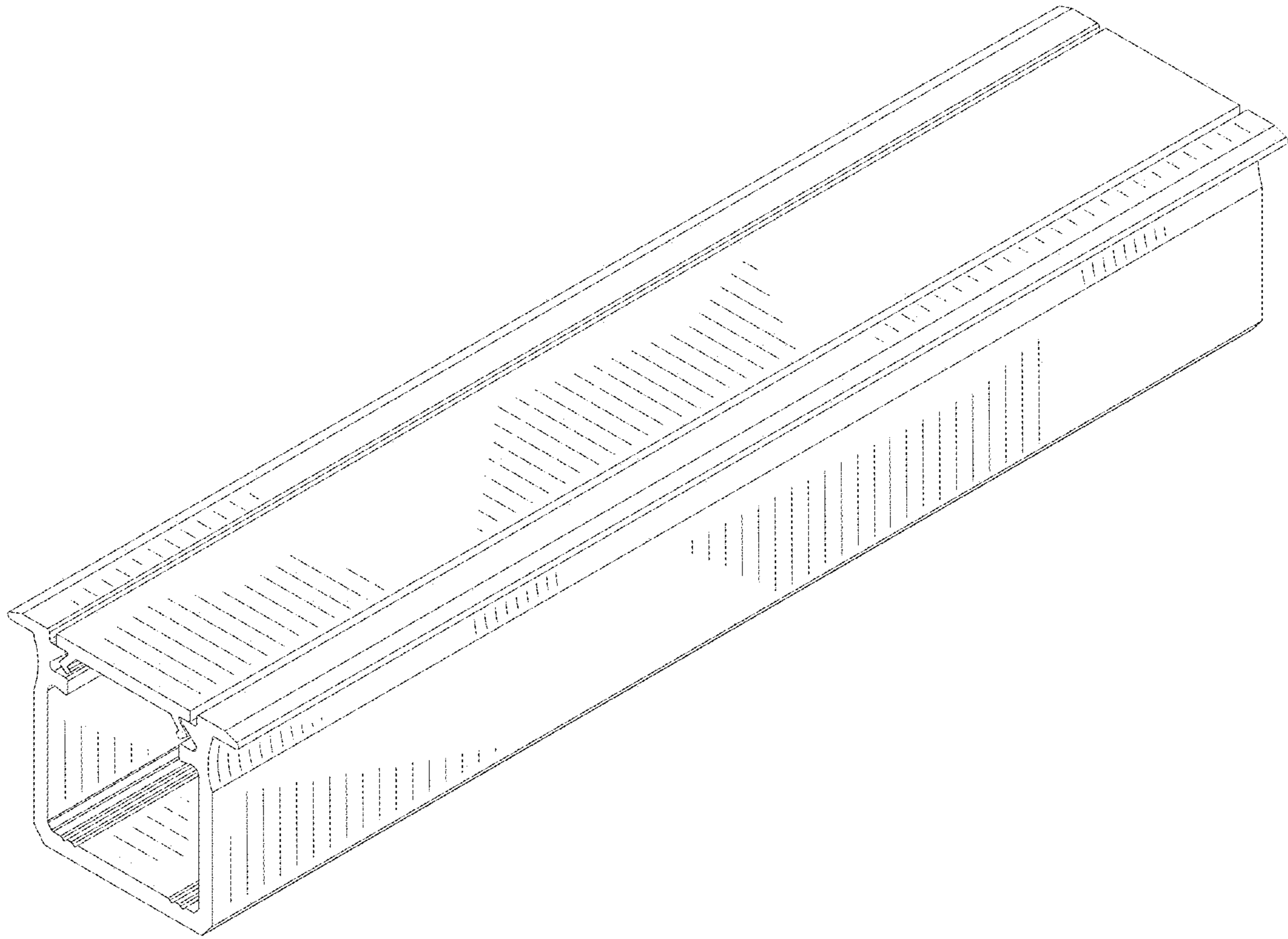


FIG. 1

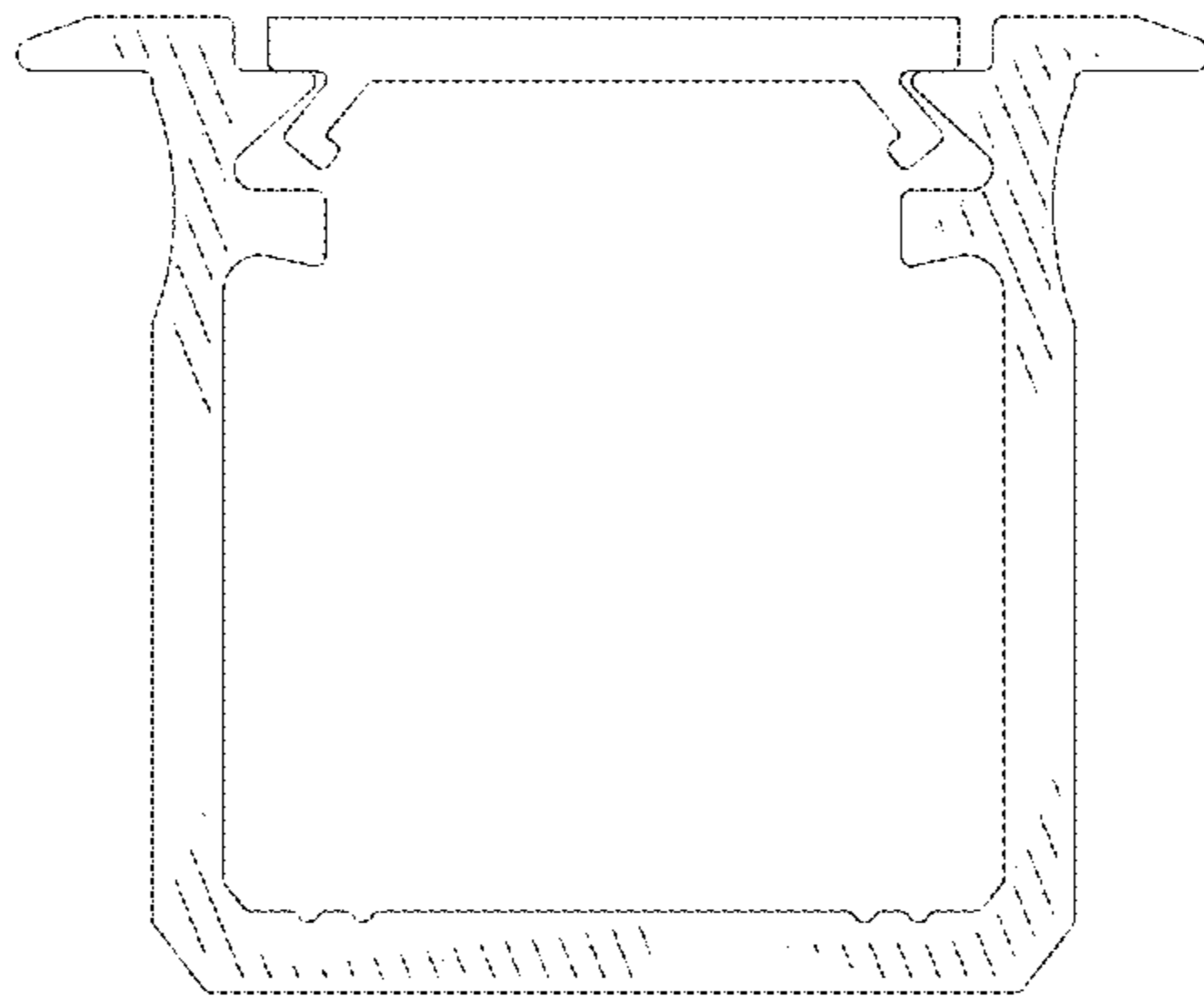


FIG. 2




FIG. 3




FIG. 4




FIG. 5