



US00D904653S

(12) **United States Design Patent**
Shih

(10) **Patent No.:** **US D904,653 S**

(45) **Date of Patent:** **** Dec. 8, 2020**

(54) **HEADLIGHT**

(71) Applicant: **T.Y.C. BROTHER INDUSTRIAL CO., LTD.**, Tainan (TW)

(72) Inventor: **Ming-Chih Shih**, Tainan (TW)

(73) Assignee: **T.Y.C. BROTHER INDUSTRIAL CO., LTD.**, Tainan (TW)

(**) Term: **15 Years**

(21) Appl. No.: **29/702,414**

(22) Filed: **Aug. 19, 2019**

(51) **LOC (12) Cl.** **26-06**

(52) **U.S. Cl.**
USPC **D26/28**

(58) **Field of Classification Search**
USPC D26/28-36, 139
CPC F21S 48/00; F21S 48/10; F21S 48/115;
F21S 48/225; F21S 48/1233; F21S
48/1266; F21S 48/1388; F21S 48/2268;
F21V 21/04; F21V 29/004; B60Q 9/13;
B60Q 9/135; B60Q 9/1375
See application file for complete search history.

(56) **References Cited**

U.S. PATENT DOCUMENTS

D601,727 S * 10/2009 Huang D26/28
D605,789 S * 12/2009 Ko D26/28

D626,670 S * 11/2010 Metzger D26/28
D657,081 S * 4/2012 Alisauskas D26/28
D670,839 S * 11/2012 Smarslik D26/28
D694,920 S * 12/2013 Jurgens D26/28

* cited by examiner

Primary Examiner — Marcus A Jackson

(57) **CLAIM**

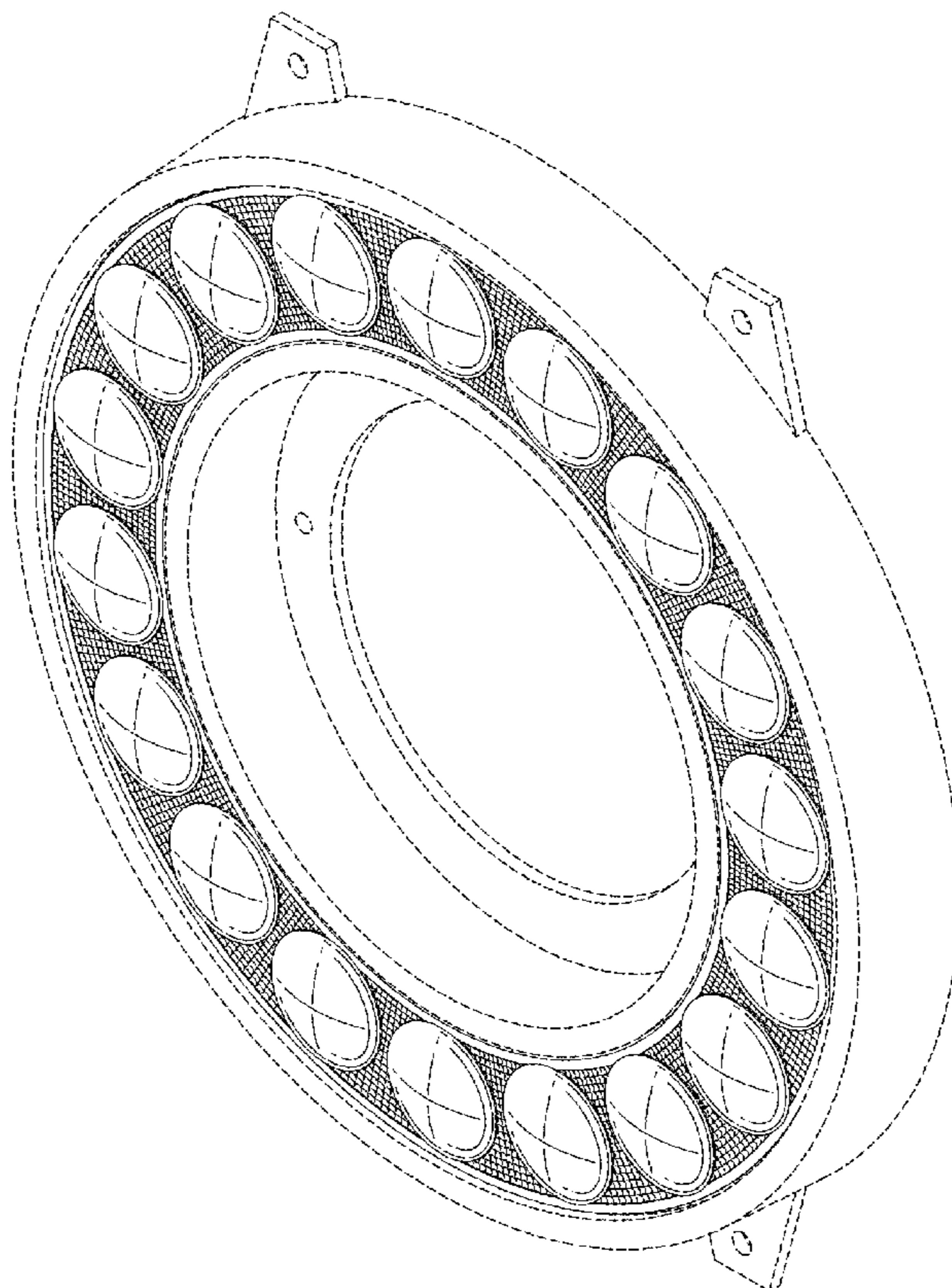
The ornamental design for a headlight, as shown and described.

DESCRIPTION

FIG. 1 is a perspective view of a headlight showing my new design;
FIG. 2 is a front elevational view thereof;
FIG. 3 is a rear elevational view thereof;
FIG. 4 is a left side elevational view thereof;
FIG. 5 is a right side elevational view thereof;
FIG. 6 is a top plan view thereof;
FIG. 7 is a bottom plan view thereof; and,
FIG. 8 is a sectional view taken along line VIII-VIII of FIG. 2.

The broken lines depict portions of a headlight in which the design is embodied that form no part of the claimed design.

1 Claim, 6 Drawing Sheets



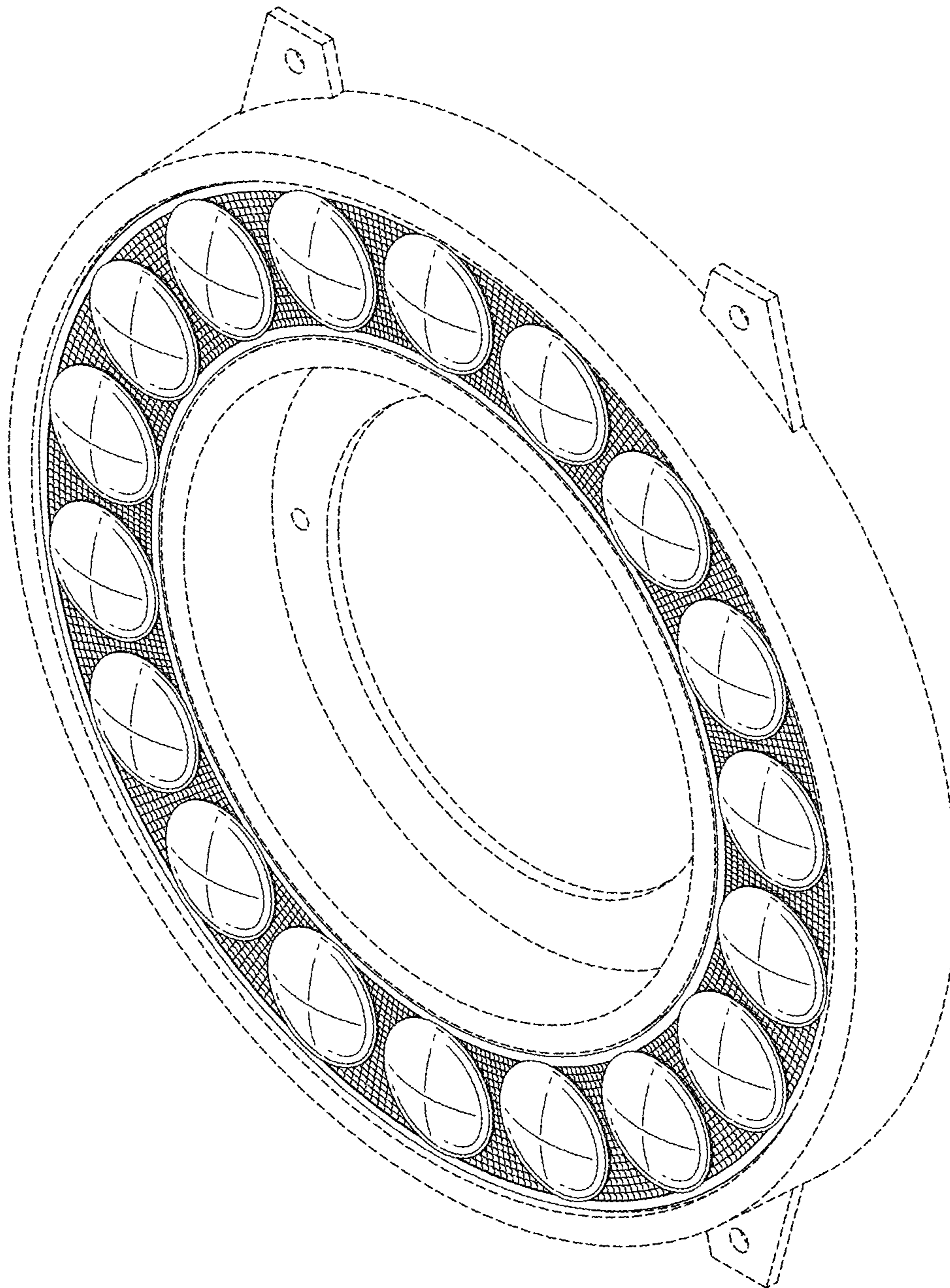


FIG.1

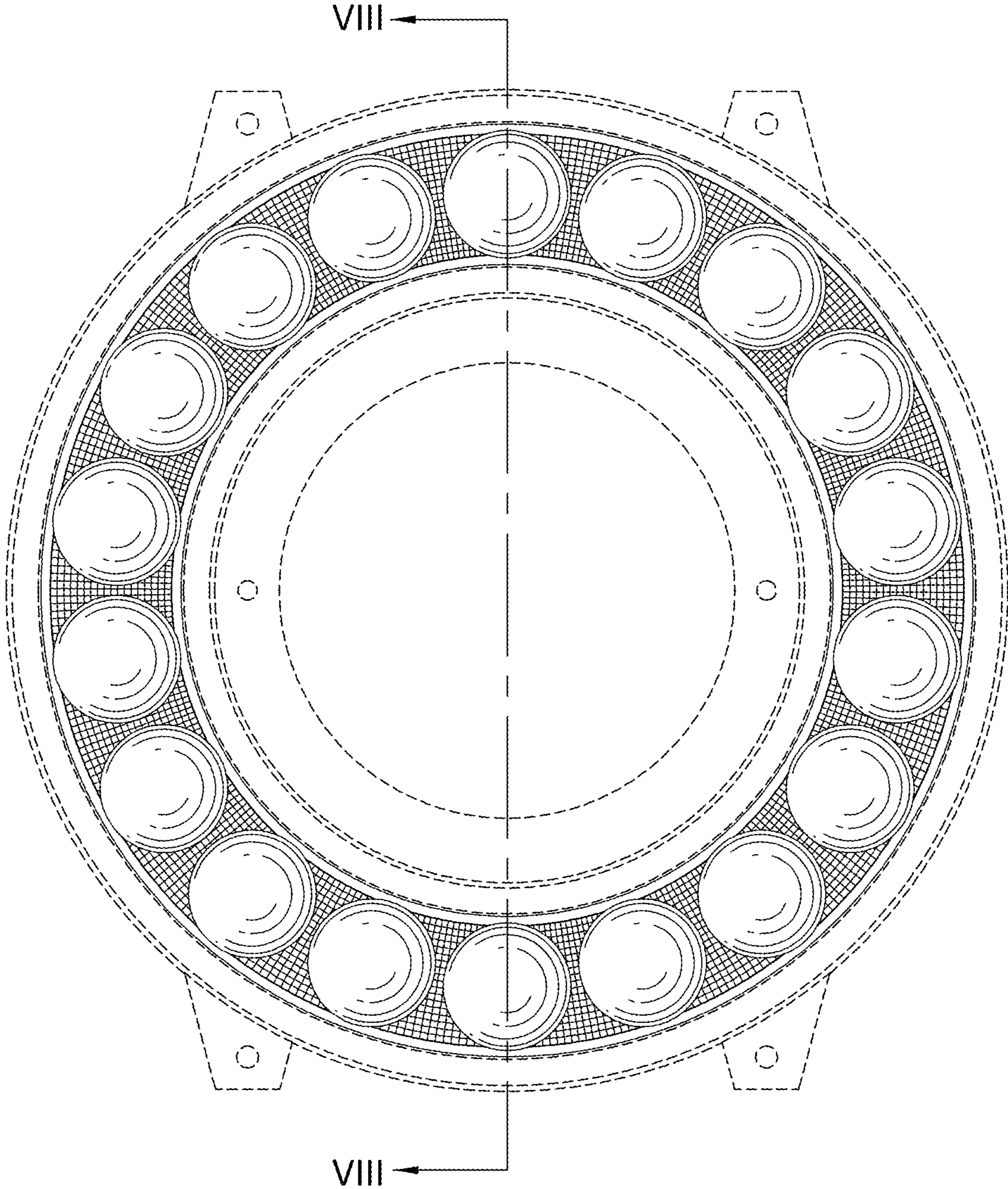


FIG.2

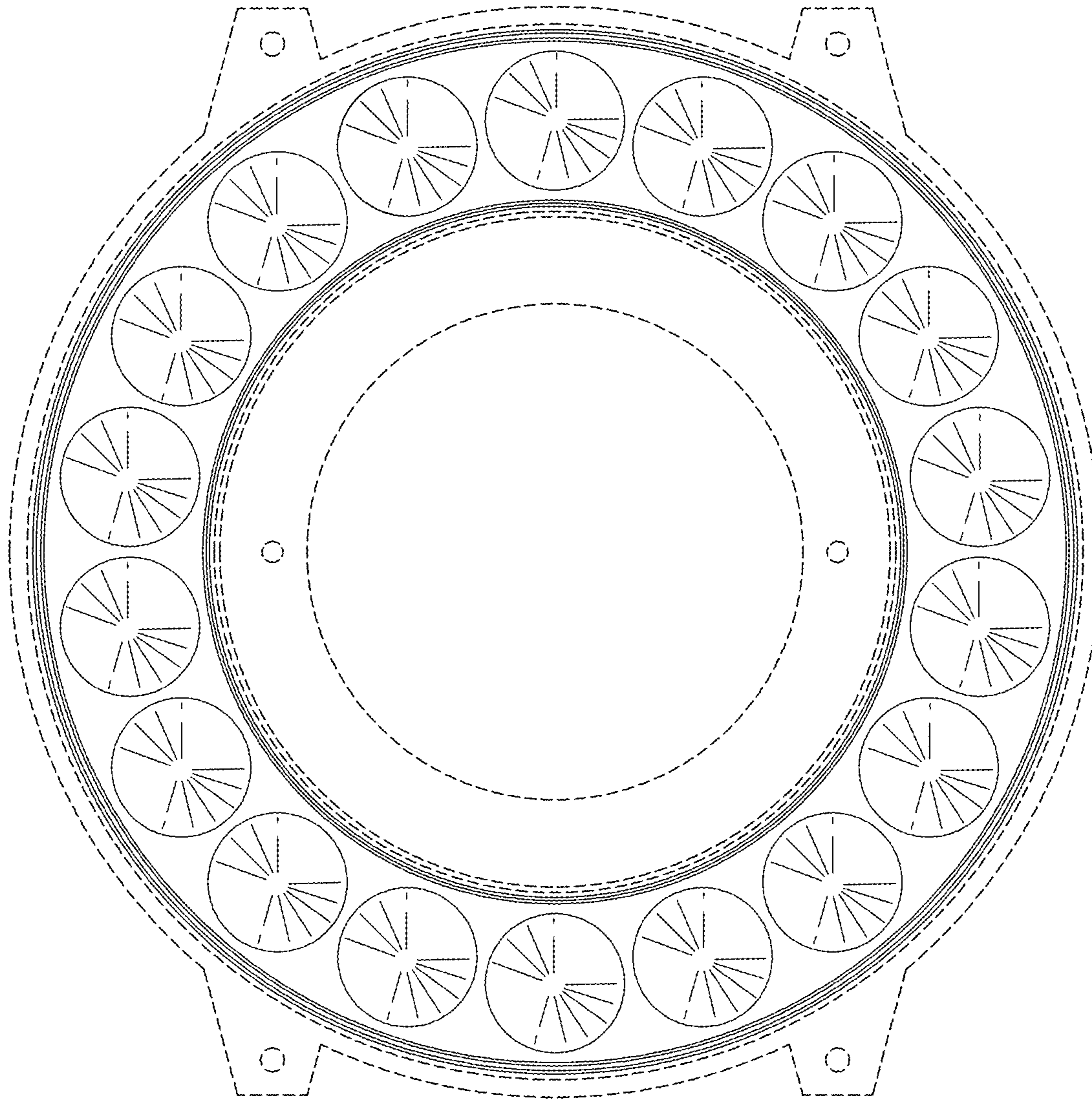


FIG.3




FIG. 4




FIG. 5



FIG. 6



FIG. 7




FIG.8