



US00D904635S

(12) **United States Design Patent** (10) **Patent No.:** **US D904,635 S**
Shenfarber (45) **Date of Patent:** **** Dec. 8, 2020**

(54) **HANDHELD BEAUTY CARE DEVICE**
(71) Applicant: **OMM Imports, Inc.**, Doral, FL (US)
(72) Inventor: **Moti Shenfarber**, Miami, FL (US)
(73) Assignee: **OMM Imports, Inc.**, Doral, FL (US)
(**) Term: **15 Years**
(21) Appl. No.: **29/693,846**
(22) Filed: **Jun. 5, 2019**
(51) **LOC (12) Cl.** **28-03**
(52) **U.S. Cl.**
USPC **D24/209**
(58) **Field of Classification Search**
USPC D24/107, 186, 200, 209, 210, 231, 133,
D24/214, 215; D28/44, 44.1; D26/37-39
CPC A61N 5/062; A61N 5/0614; A61N 5/0616;
A61N 5/0617; A61N 5/0618; A61N
5/0624; A61N 5/0627; A61N 5/0625;
A61N 2005/0643; A61N 2005/0644;
A61N 2005/0645; A61N 2005/0647;
A61N 2005/0651; A61N 2005/0652;
A61N 2005/0654; A61N 2005/0662;
A61B 2018/00452; A61B 2018/1807
See application file for complete search history.

(56) **References Cited**
U.S. PATENT DOCUMENTS
D612,510 S * 3/2010 Byle D24/210
D651,321 S * 12/2011 Marchese D24/209
D652,513 S 1/2012 Sherwood et al.
D652,919 S 1/2012 Sherwood et al.
D660,448 S * 5/2012 Lum D24/209

D696,778 S 12/2013 Liao et al.
D696,779 S 12/2013 Liao et al.
D791,960 S * 7/2017 Guanying D24/209
D794,784 S 8/2017 Bradley et al.
D802,305 S 11/2017 Grabes et al.
D838,860 S 1/2019 Lee
D840,546 S * 2/2019 Xiangmei D24/209
D847,360 S * 4/2019 Levi D24/214
D880,710 S * 4/2020 Amoyal D24/209
10,625,093 B2 * 4/2020 Shenfarber A61F 7/00
2008/0140164 A1 * 6/2008 Oberreiter A61N 5/0616
607/88
2014/0135798 A1 * 5/2014 David A61N 5/0616
606/131

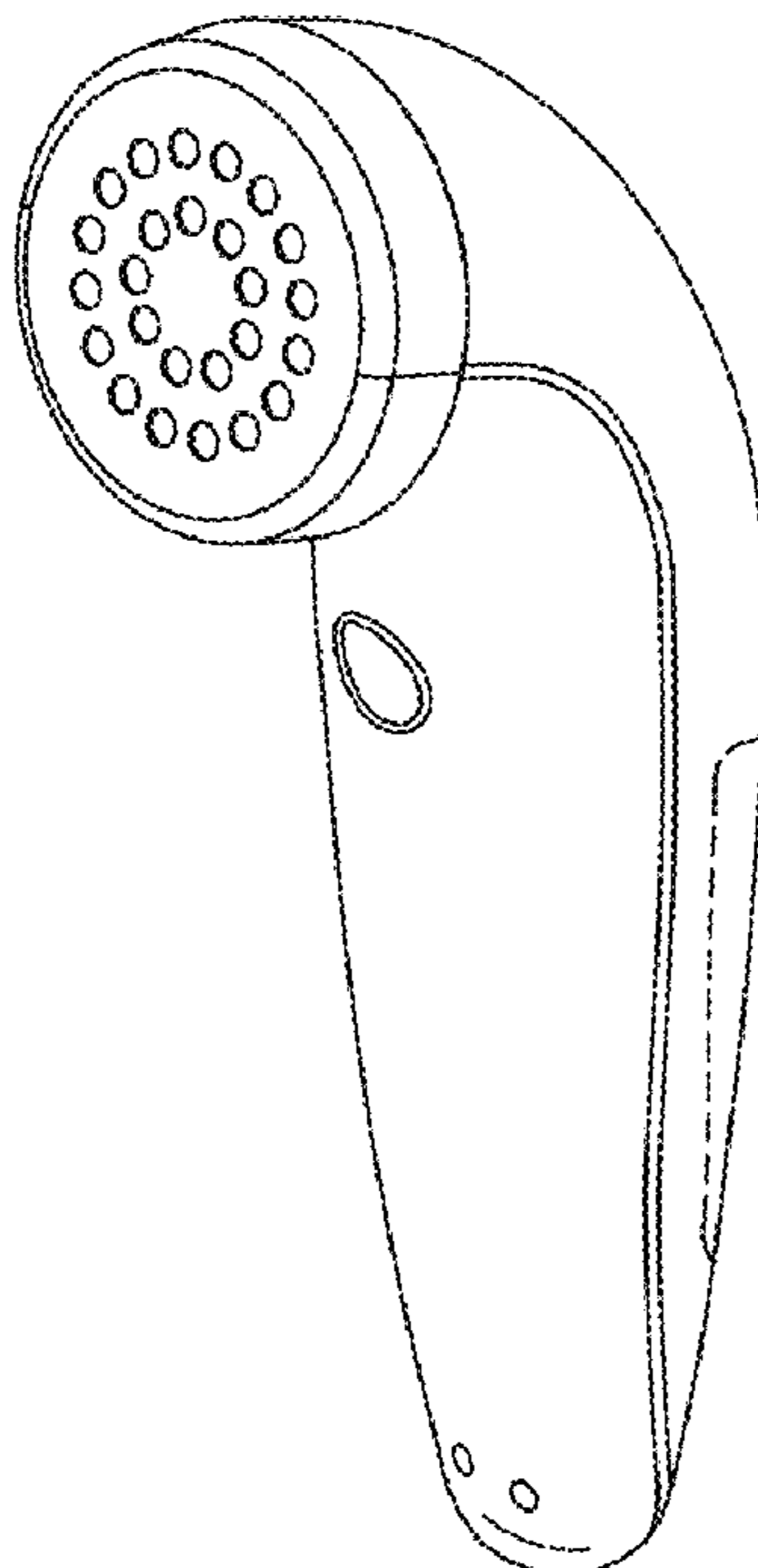
* cited by examiner

Primary Examiner — Anhdao Doan
(74) *Attorney, Agent, or Firm* — The Concept Law
Group, PA; Scott D. Smiley; Scott M. Garrett

(57) **CLAIM**
The ornamental design for a handheld beauty care device, as
shown and described.

DESCRIPTION
FIG. 1 is a front elevational view of a handheld beauty care
device;
FIG. 2 is a right-side elevational view thereof;
FIG. 3 is a left-side elevational view thereof;
FIG. 4 is a rear elevational view thereof;
FIG. 5 is a top view thereof;
FIG. 6 is a bottom view thereof; and,
FIG. 7 is a perspective view thereof from the front right.
The broken lines showing the battery cover depict environ-
mental subject matter only and form no part of the claimed
design.

1 Claim, 5 Drawing Sheets



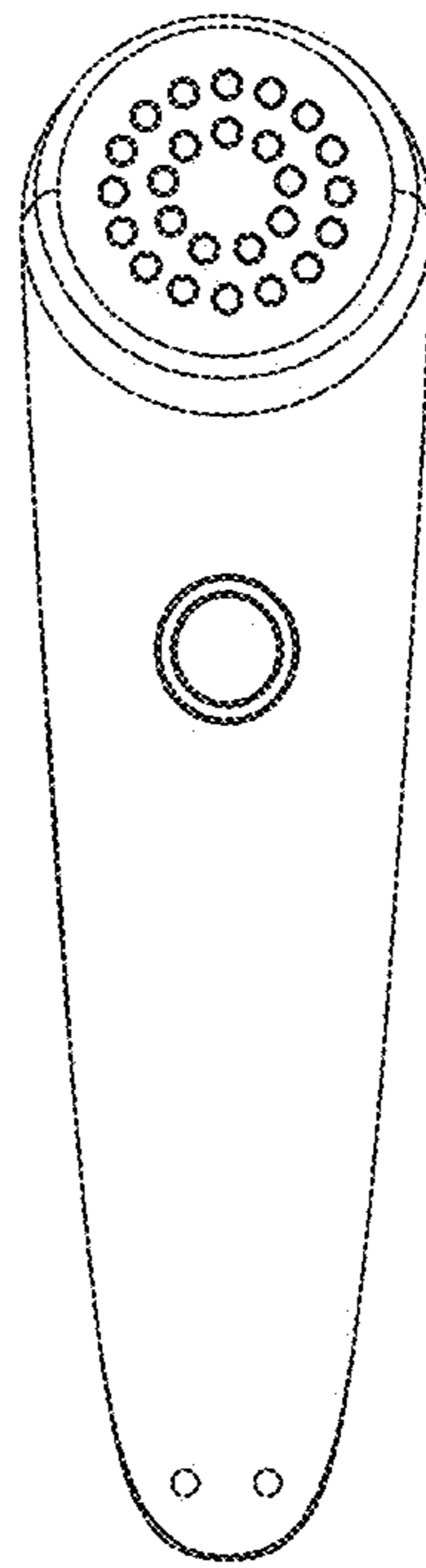


FIG.1

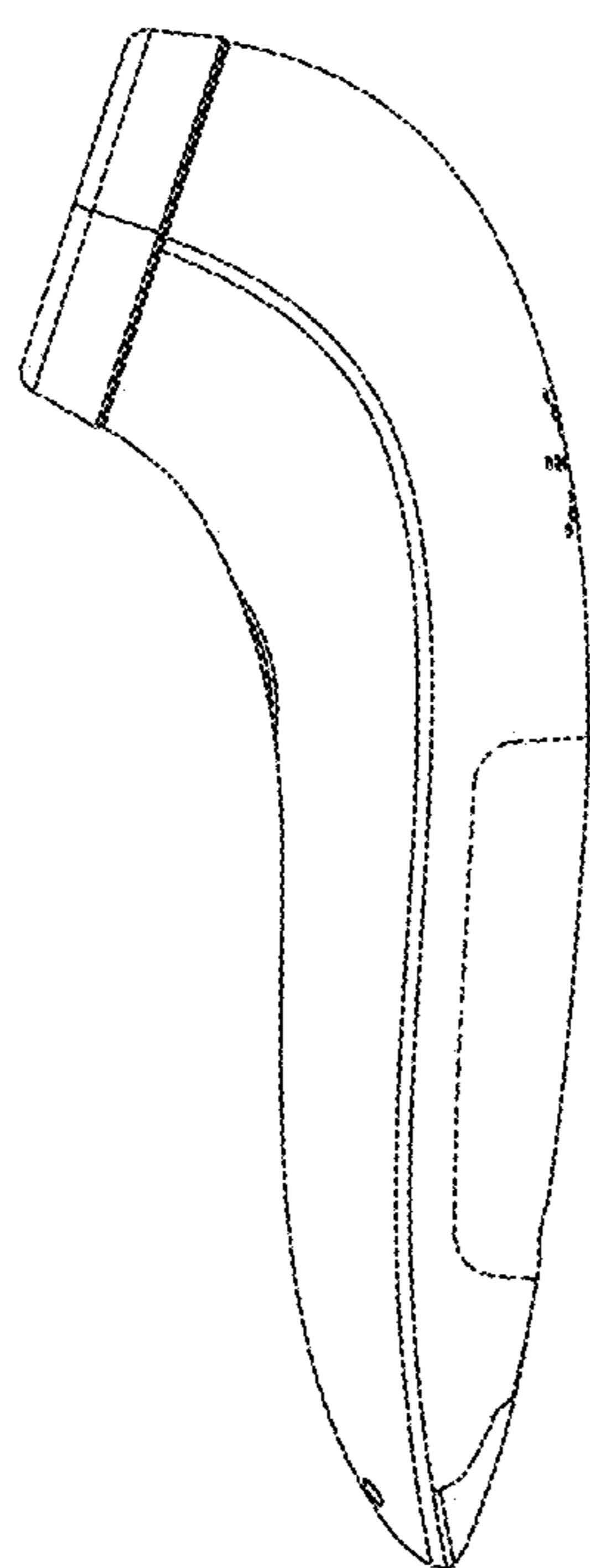


FIG. 2

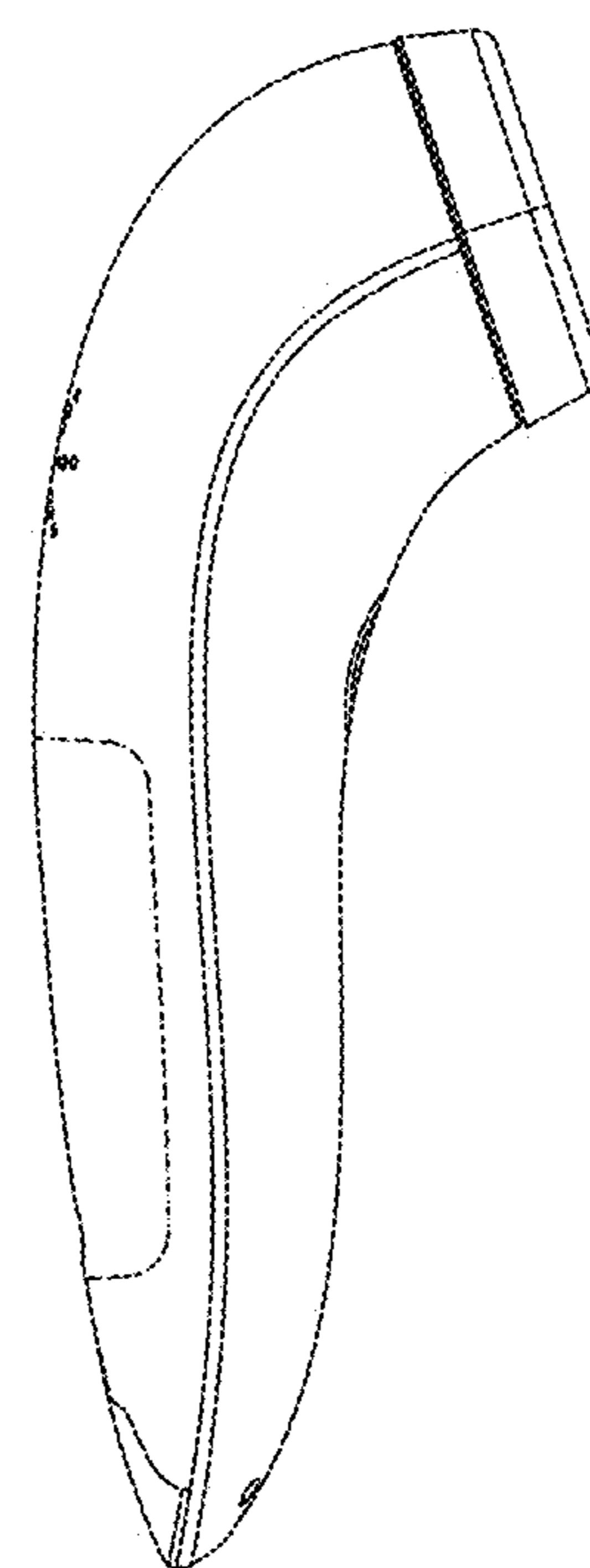


FIG. 3

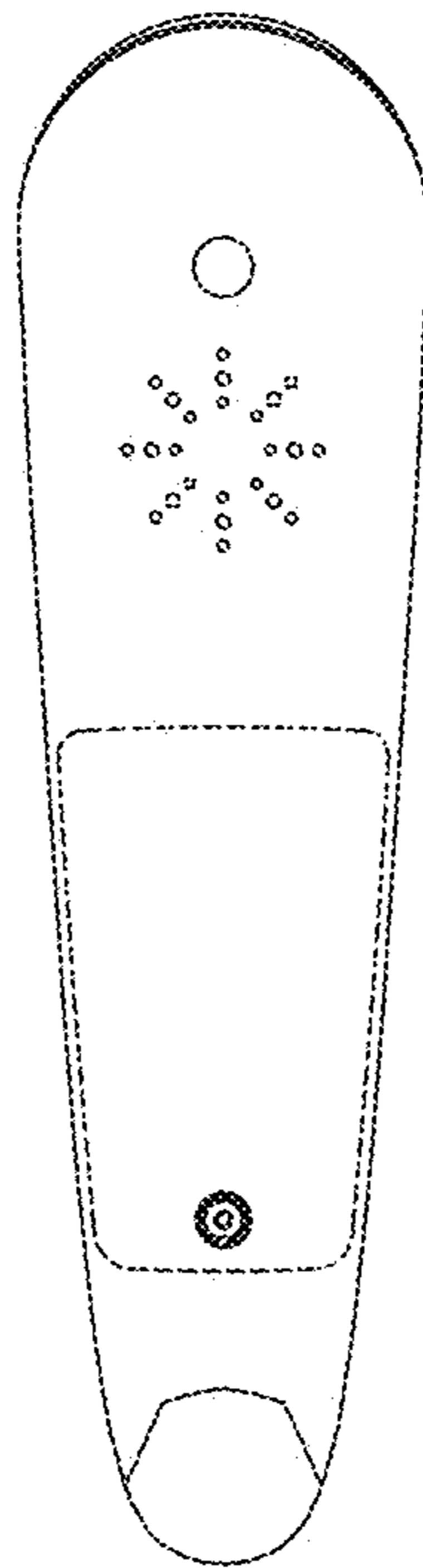


FIG.4

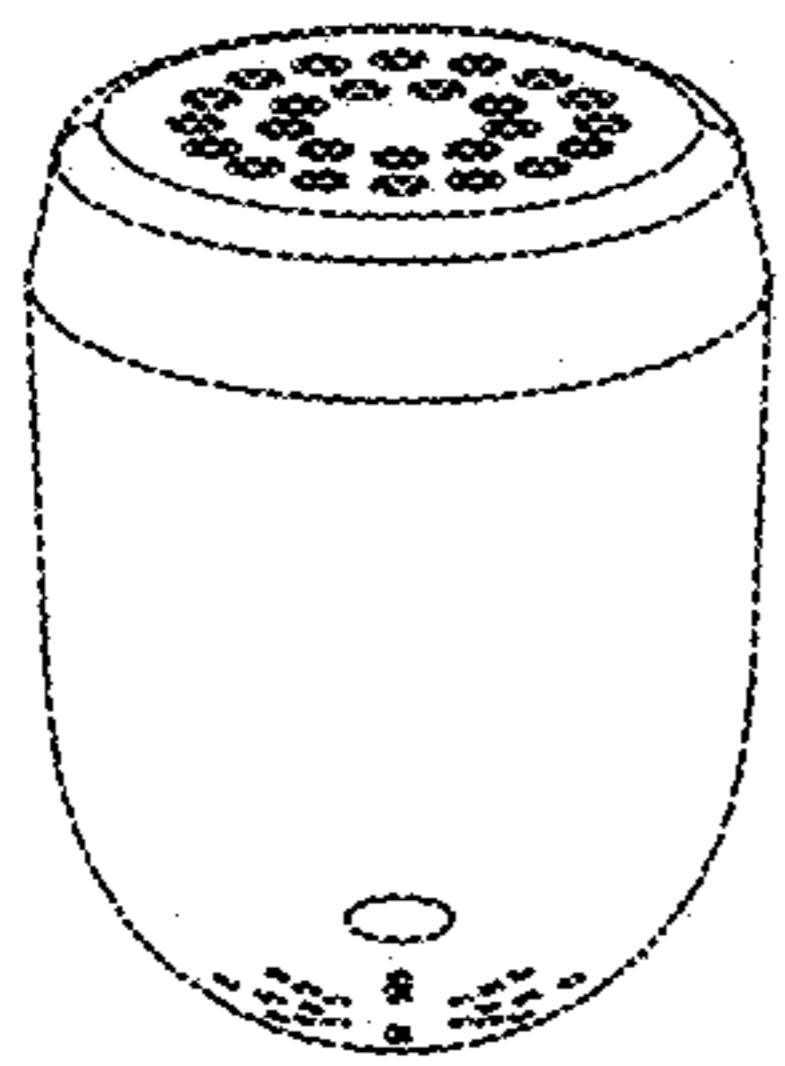


FIG. 5

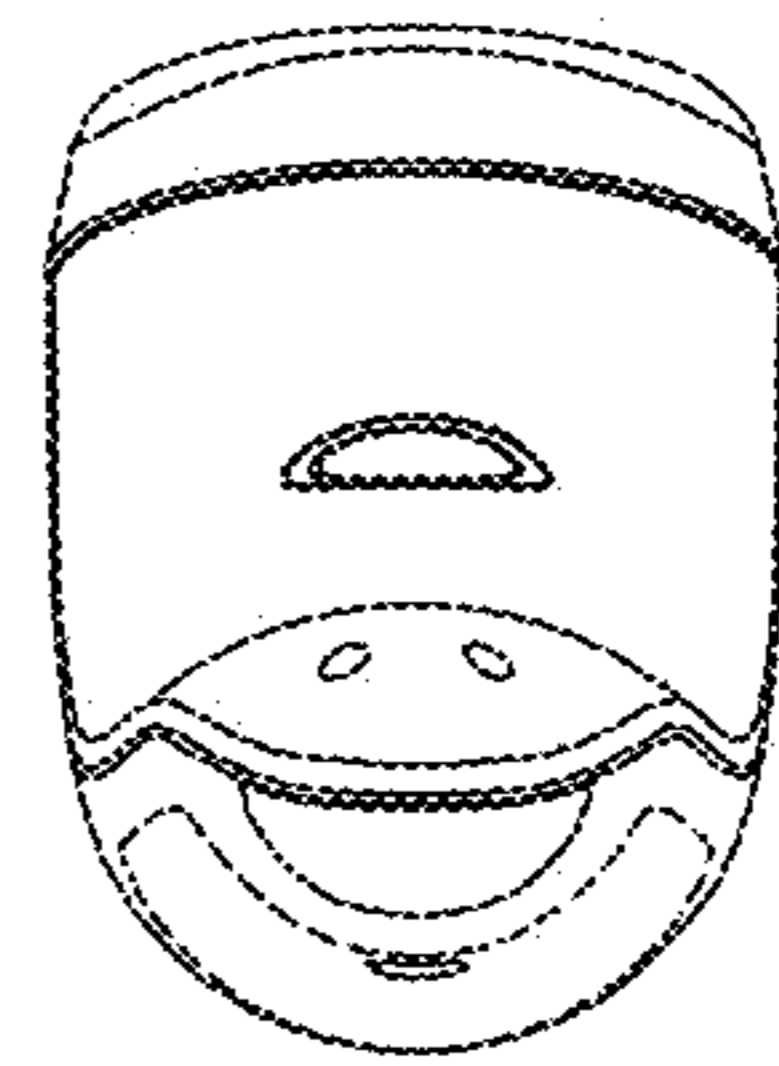


FIG. 6

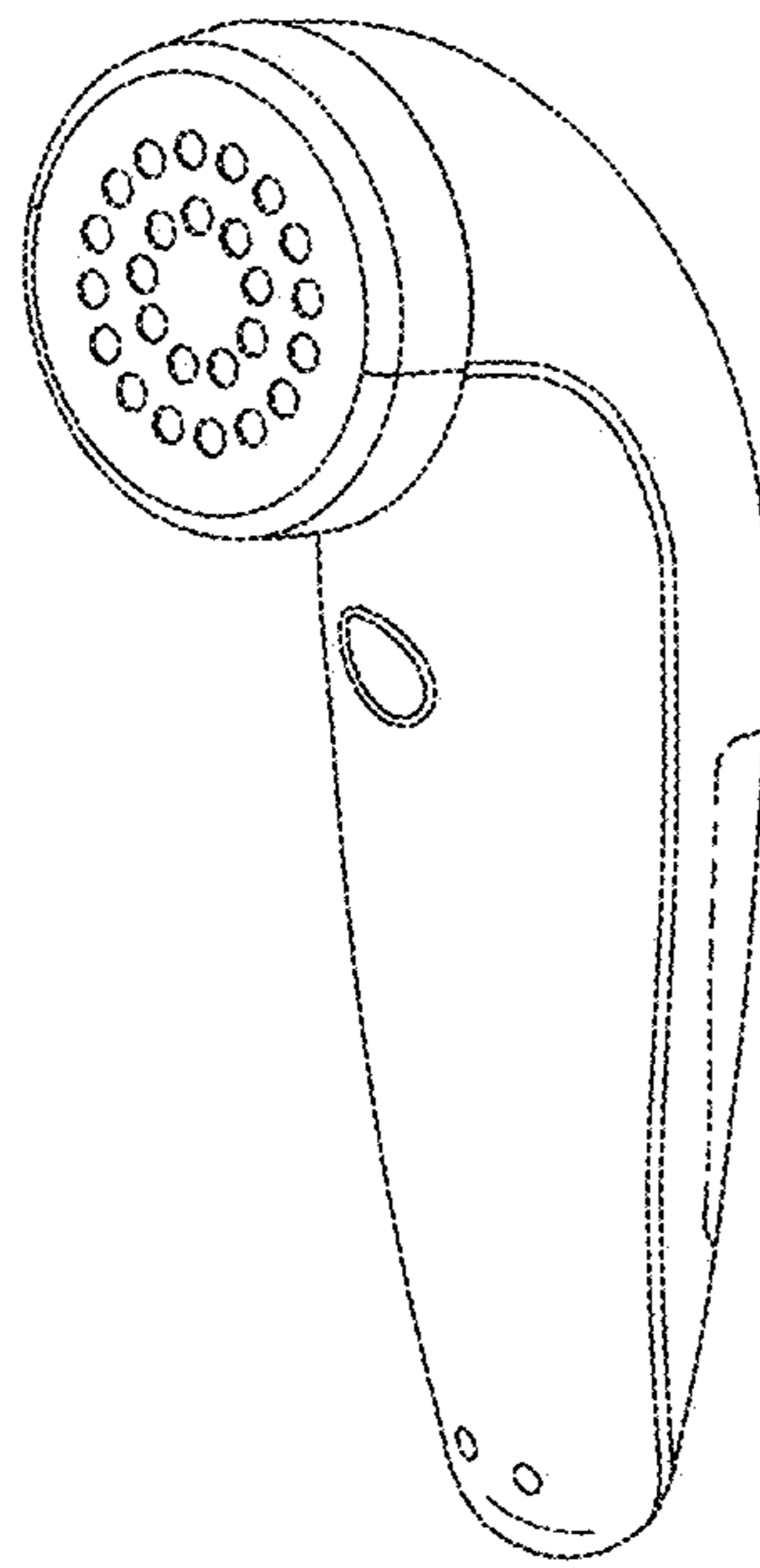


FIG.7