



US00D904624S

(12) **United States Design Patent** (10) **Patent No.:** **US D904,624 S**
Del Rossi (45) **Date of Patent:** **** Dec. 8, 2020**

(54) BANDAGE	8,563,800 B2 * 10/2013 Smith A61F 13/0203 128/888
(71) Applicant: Vomaris Innovations, Inc. , Tempe, AZ (US)	D693,011 S * 11/2013 Mori D24/189 D693,012 S * 11/2013 Inoo D24/189 D693,013 S * 11/2013 Inoo D24/189
(72) Inventor: Joseph Del Rossi , Tempe, AZ (US)	D704,342 S * 5/2014 Mori D24/189 D710,017 S * 7/2014 Mosa D24/189 D713,966 S * 9/2014 Hoonakker D24/189
(73) Assignee: Vomaris Innovations, Inc. , Tempe, AZ (US)	D760,396 S * 6/2016 Bradford D24/189 D774,201 S * 12/2016 Gutierrez D24/189 D816,233 S * 4/2018 Del Rossi D24/189
(**) Term: 15 Years	D825,766 S * 8/2018 Del Rossi D24/189 D838,373 S * 1/2019 Del Rossi D24/189 D846,129 S * 4/2019 Del Rossi D24/189
(21) Appl. No.: 29/716,742	D868,267 S * 11/2019 Del Rossi D24/189 D872,866 S * 1/2020 Del Rossi D24/189 D882,097 S * 4/2020 Del Rossi D24/189
(22) Filed: Dec. 11, 2019	

Related U.S. Application Data

(62) Division of application No. 29/637,492, filed on Feb. 19, 2018, now Pat. No. Des. 872,866, which is a division of application No. 29/584,408, filed on Nov. 14, 2016, now Pat. No. Des. 816,233.

(51) **LOC (12) Cl.** **24-02**
(52) **U.S. Cl.**
USPC **D24/189**

(58) **Field of Classification Search**
USPC D24/188, 189, 190, 191, 192;
602/41-43, 48, 52, 54, 58; 604/304, 305,
604/306, 307, 308
CPC A61F 15/008; A61F 13/023; A61F 15/004;
A61F 2013/00646; A61M 25/0246
See application file for complete search history.

(56) **References Cited**

U.S. PATENT DOCUMENTS

D294,650 S * 3/1988 De Beys D2/706
D434,524 S * 11/2000 Kalafsky D24/189
D629,910 S * 12/2010 Ha D24/189
D690,822 S * 10/2013 Dunshee D24/189

* cited by examiner

Primary Examiner — Samantha Q Lawrence

(74) *Attorney, Agent, or Firm* — K&L Gates LLP; Louis C. Cullman; Georgia N. Kefallinos

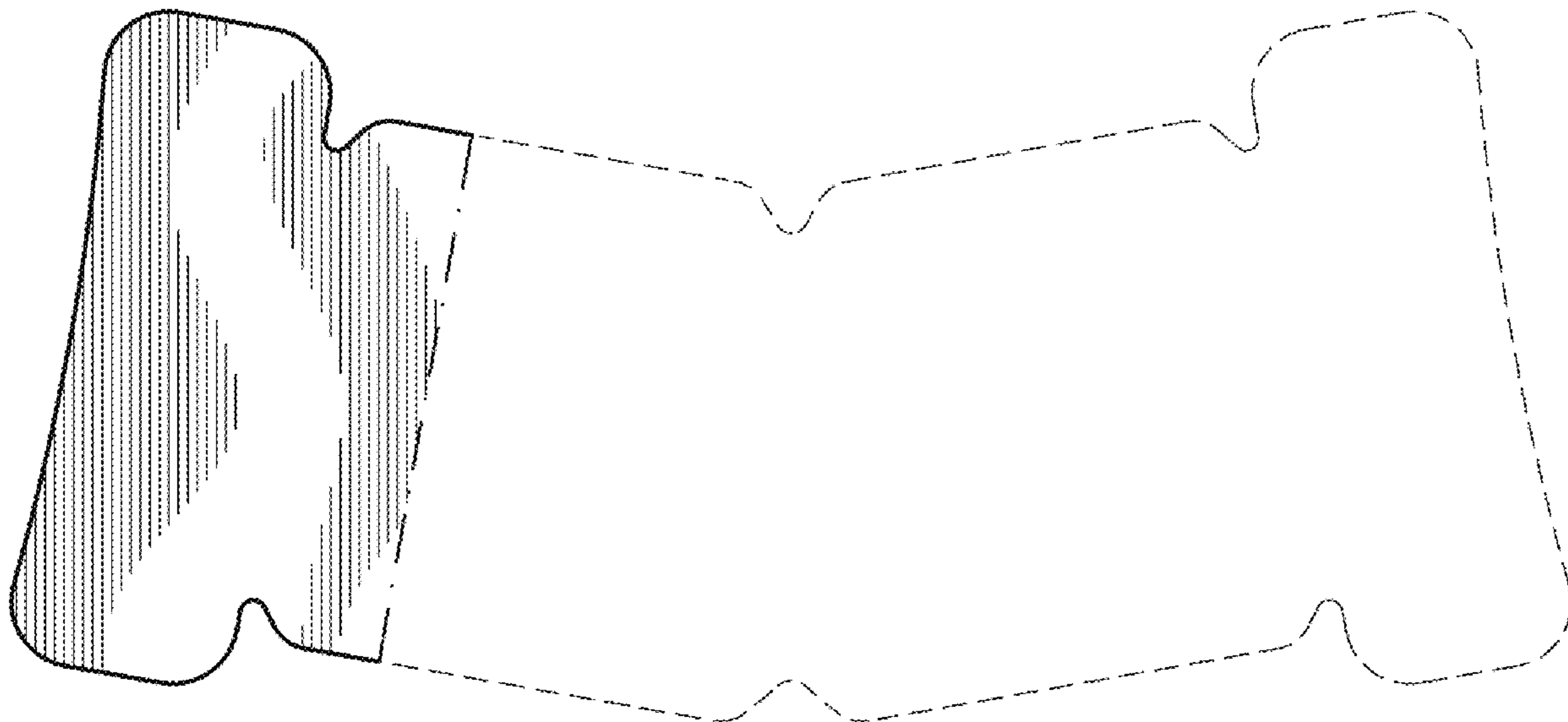
(57) **CLAIM**

The ornamental design for a bandage, as shown and described.

DESCRIPTION

FIG. 1 is a top view of a bandage of our design.
FIG. 2 is a first side view of the bandage of FIG. 1.
FIG. 3 is a second side view of the bandage of FIG. 1.
FIG. 4 is a third side view of the bandage of FIG. 1.
FIG. 5 is a fourth side view of the bandage of FIG. 1; and,
FIG. 6 is a bottom view of the bandage of FIG. 1.
The broken lines shown in the figures are included for the purpose of illustrating portions of the bandage and form no part of the claimed design. The dash-dot-dot lines illustrate a boundary that forms no part of the claim.

1 Claim, 2 Drawing Sheets



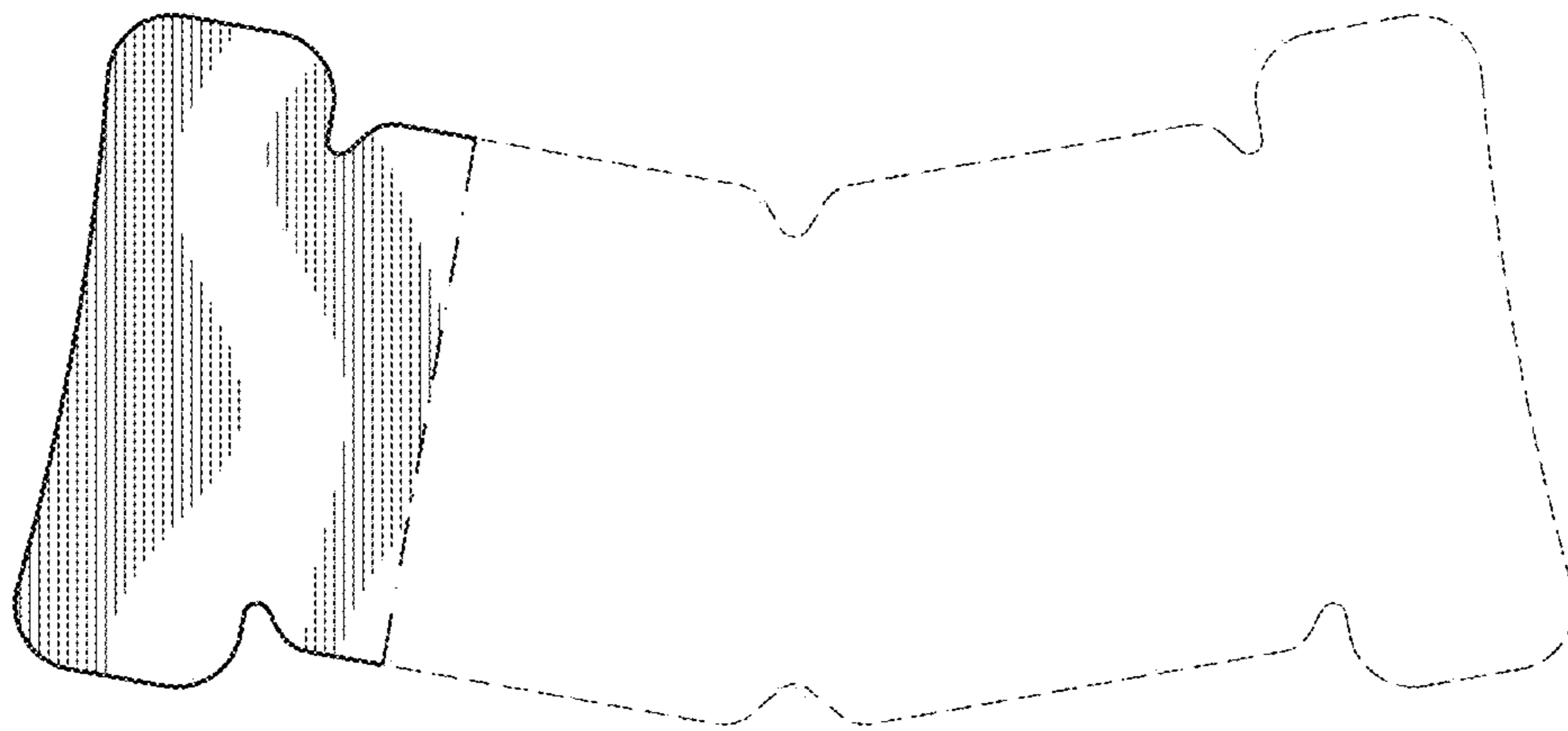


FIG. 1



FIG. 2



FIG. 3

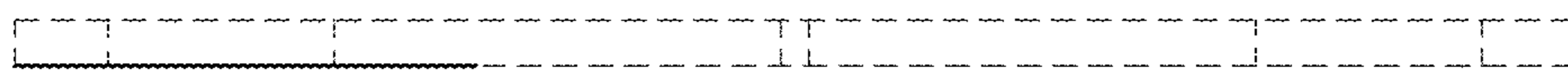


FIG. 4

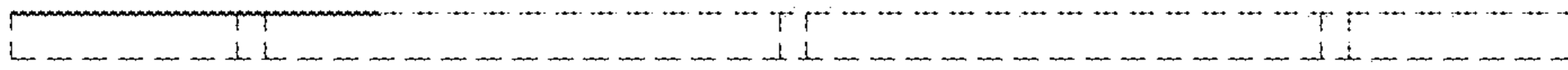


FIG. 5

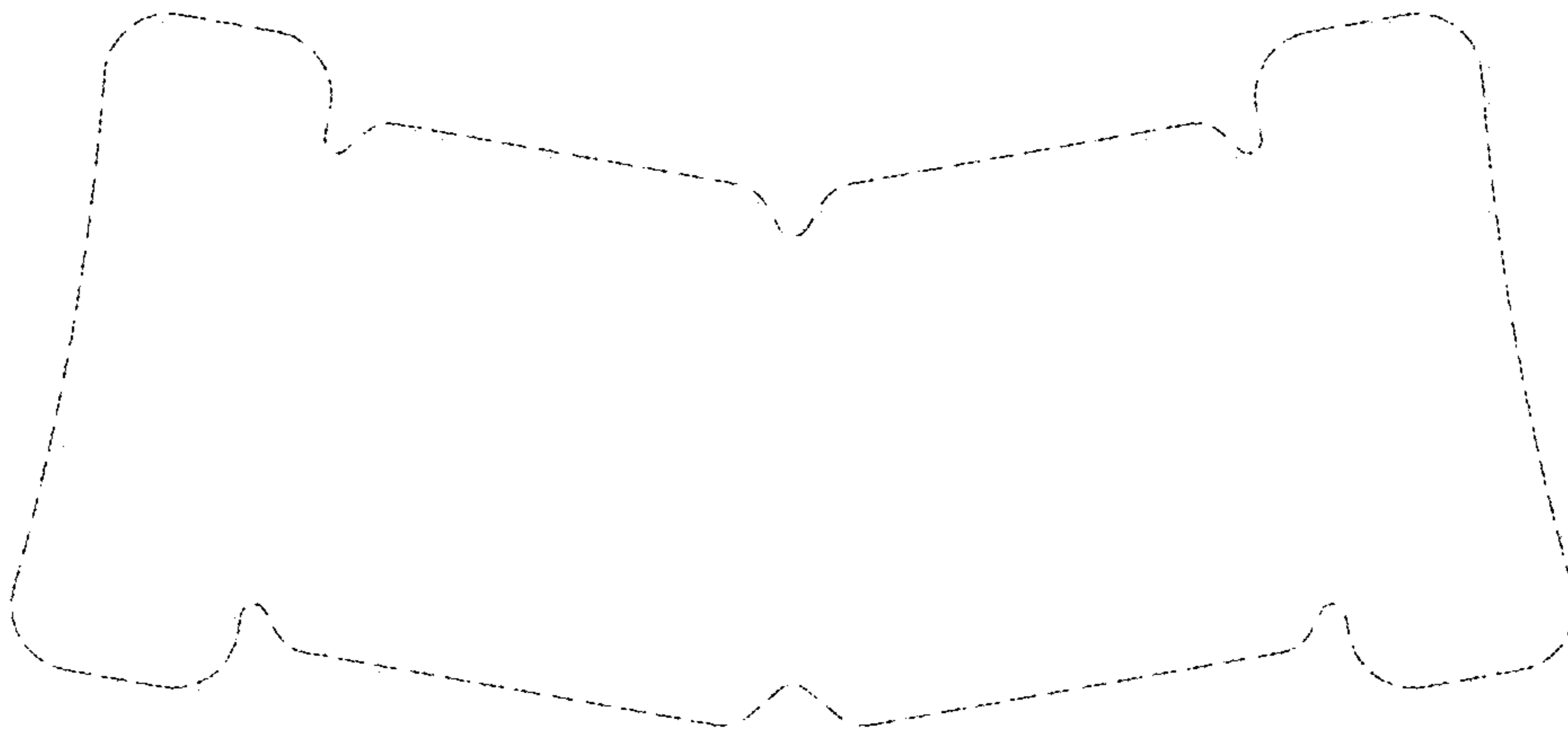


FIG. 6