



US00D904606S

(12) **United States Design Patent** (10) **Patent No.:** **US D904,606 S**
Gloess et al. (45) **Date of Patent:** **** Dec. 8, 2020**

(54) **SURGICAL HAMMER**

(56) **References Cited**

(71) Applicant: **Aesculap AG**, Tuttlingen (DE)

U.S. PATENT DOCUMENTS

(72) Inventors: **Benedikt Gloess**, Gelsenkirchen (DE);
Markus Wild, Gelsenkirchen (DE);
Oliver Koszel, Gelsenkirchen (DE);
Tim Meier, Gelsenkirchen (DE); **Felix Pott**, Gelsenkirchen (DE)

2,989,101	A *	6/1961	Carmien	B25D 1/02
					81/19
5,537,896	A *	7/1996	Halder	B25D 1/00
					81/22
5,960,677	A *	10/1999	Carmien	B25D 1/12
					81/20
D463,725	S *	10/2002	Wroblewski	D8/77
D511,002	S *	10/2005	Easley	D24/144
D529,174	S *	9/2006	Kling	D24/146
D530,421	S *	10/2006	Topper	D24/145
D649,246	S *	11/2011	Prichett	D24/142
D652,703	S *	1/2012	Onello	D8/77
D774,190	S *	12/2016	Lee	D24/133
D775,332	S *	12/2016	Merz	D24/133
D775,333	S *	12/2016	Ding	D24/133
D795,498	S *	8/2017	Hollinger	D24/133
D796,039	S *	8/2017	McMillan	D24/133
D808,761	S *	1/2018	Nelson	D8/77
D826,677	S *	8/2018	Nelson	D8/77
D831,210	S *	10/2018	Nelson	D24/146
D846,738	S *	4/2019	Kalina, Jr.	D24/133
10,376,298	B2 *	8/2019	Fischer	A61B 17/8863

(73) Assignee: **AESCULAP AG**, Tuttlingen (DE)

(**) Term: **15 Years**

(21) Appl. No.: **35/507,524**

(22) Filed: **Jun. 25, 2019**

(80) **Hague Agreement Data**

Int. Filing Date: **Jun. 25, 2019**
Int. Reg. No.: **DM/203310**
Int. Reg. Date: **Jun. 25, 2019**
Int. Reg. Pub. Date: **Oct. 18, 2019**

(Continued)

(30) **Foreign Application Priority Data**

Primary Examiner — Samantha Q Lawrence

Feb. 7, 2019	(EM)	006195079-0004
Feb. 7, 2019	(EM)	006195079-0007
Feb. 7, 2019	(EM)	006195079-0010
Feb. 7, 2019	(EM)	006195079-0013
Feb. 7, 2019	(EM)	006195079-0016

(57) **CLAIM**

The ornamental design for a surgical hammer, as shown and described.

(51) **LOC (12) Cl.** **24-02**

(52) **U.S. Cl.**
USPC **D24/133**

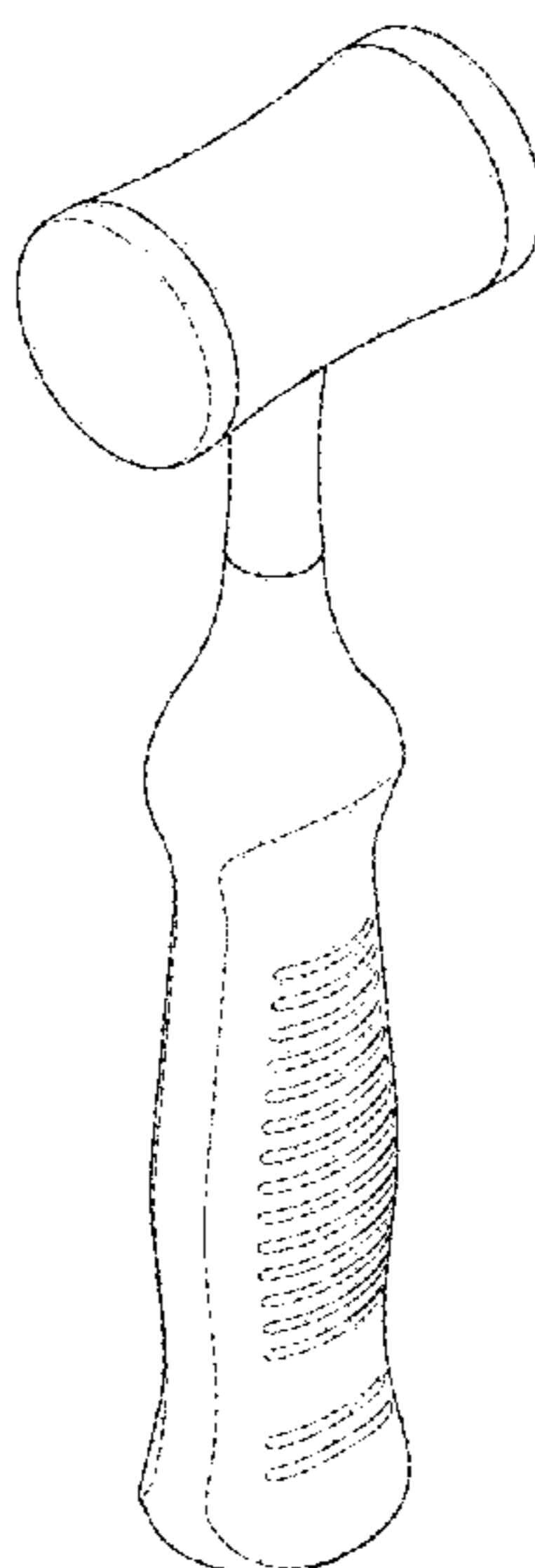
DESCRIPTION

(58) **Field of Classification Search**
USPC D24/127, 130, 133, 146, 147; D8/75, 76,
D8/77, 78, 79, 80, 81, 105, 107
CPC B25F 1/006; B25D 1/00; B25D 2222/42;
B25D 2222/54; B25D 2222/57; A61B
17/1735; A61B 17/1782; A61B 17/60;
A61B 17/92; A61B 2017/922; A61B
90/00; A61C 3/08

FIG. 1.1 is a perspective view of a surgical hammer;
FIG. 1.2 is a front view thereof;
FIG. 1.3 is a rear view thereof;
FIG. 1.4 is a left side view thereof;
FIG. 1.5 is a right side view thereof;
FIG. 1.6 is a bottom view thereof; and,
FIG. 1.7 is a top view thereof.

See application file for complete search history.

1 Claim, 7 Drawing Sheets



(56)

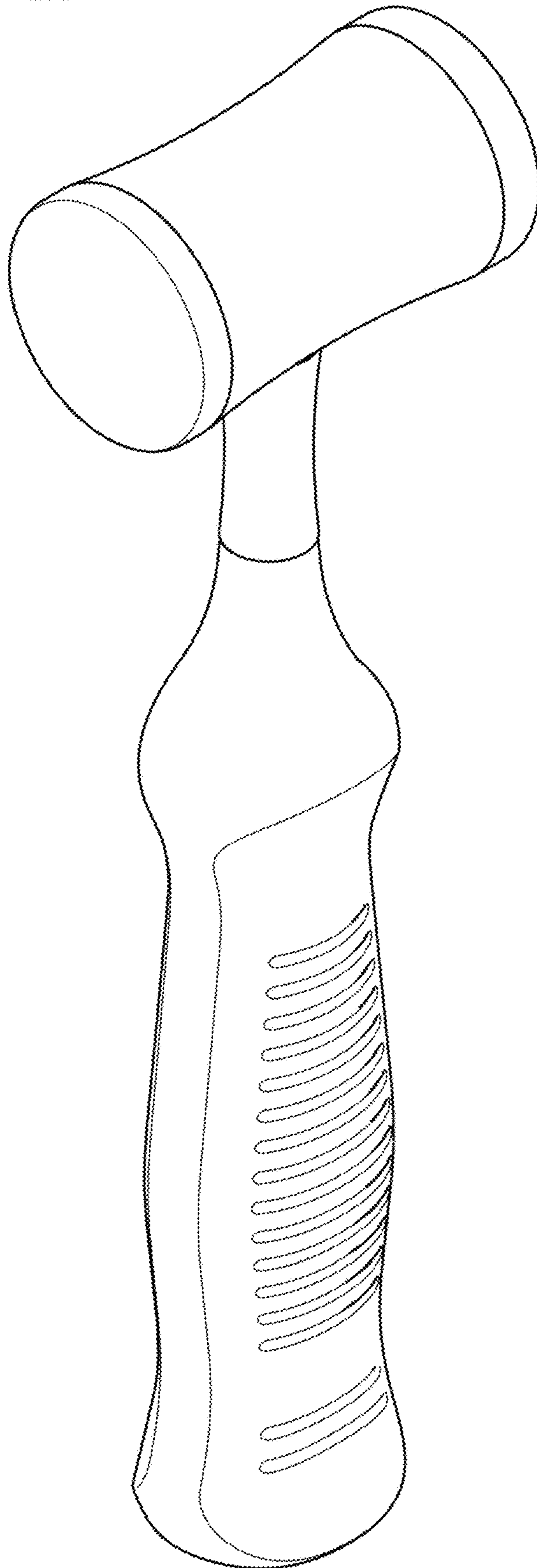
References Cited

U.S. PATENT DOCUMENTS

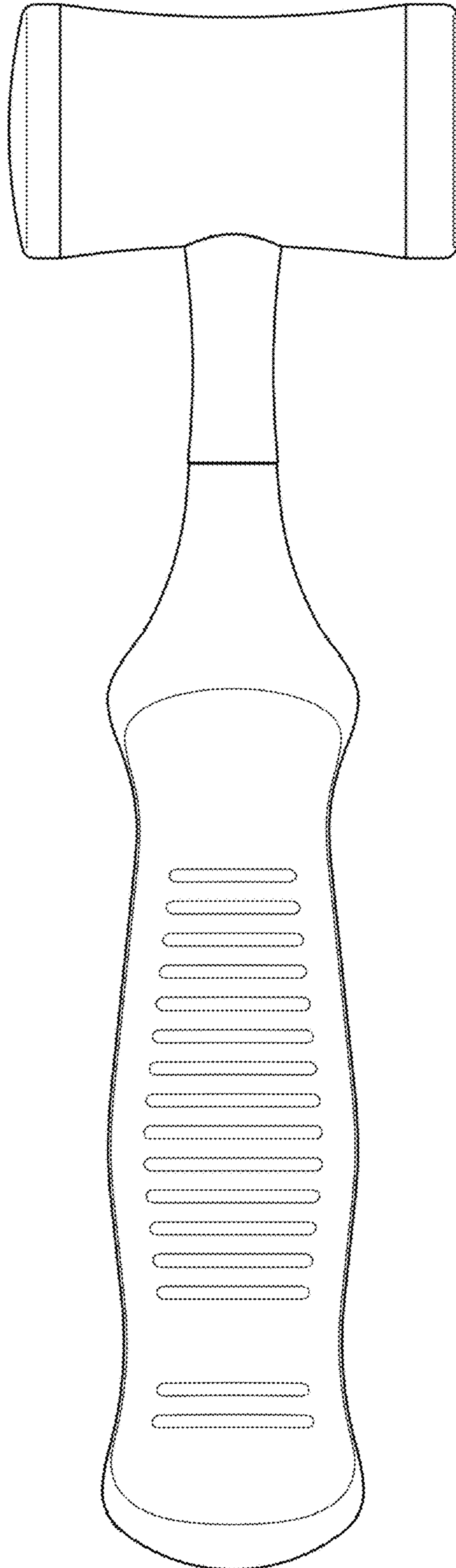
D884,889 S * 5/2020 Cahill D24/133
D888,525 S * 6/2020 Montoli D8/77
2016/0288311 A1* 10/2016 Ferris B25D 1/00

* cited by examiner

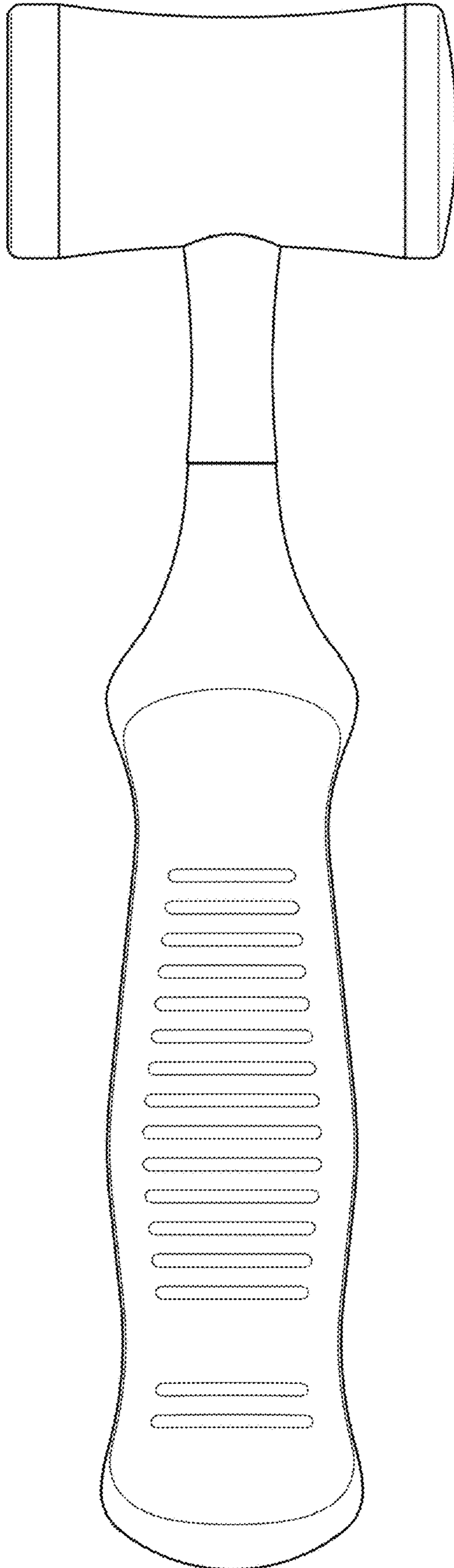
1.1



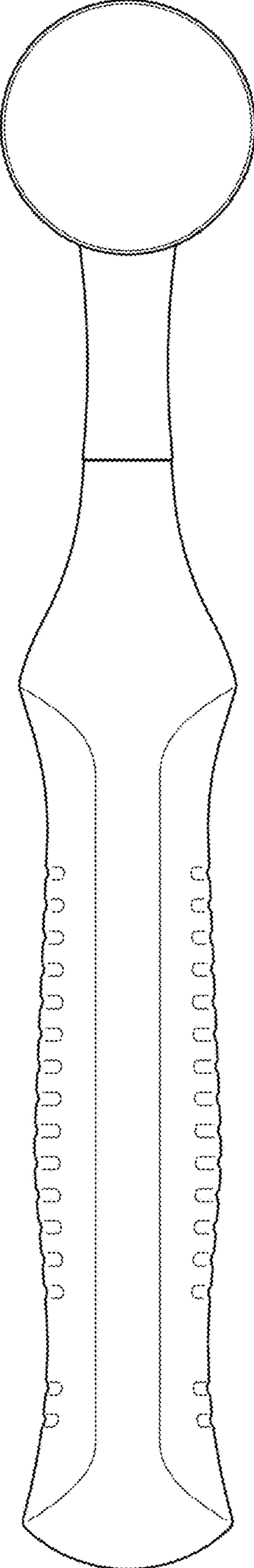
1.2



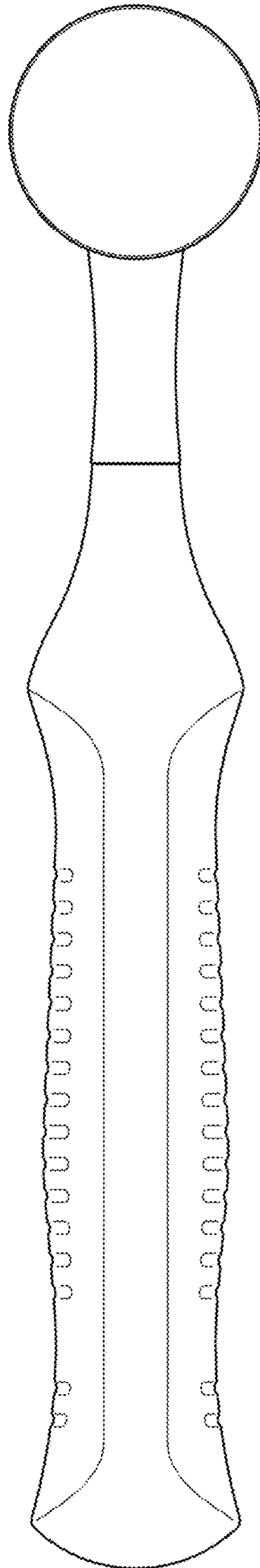
1.3



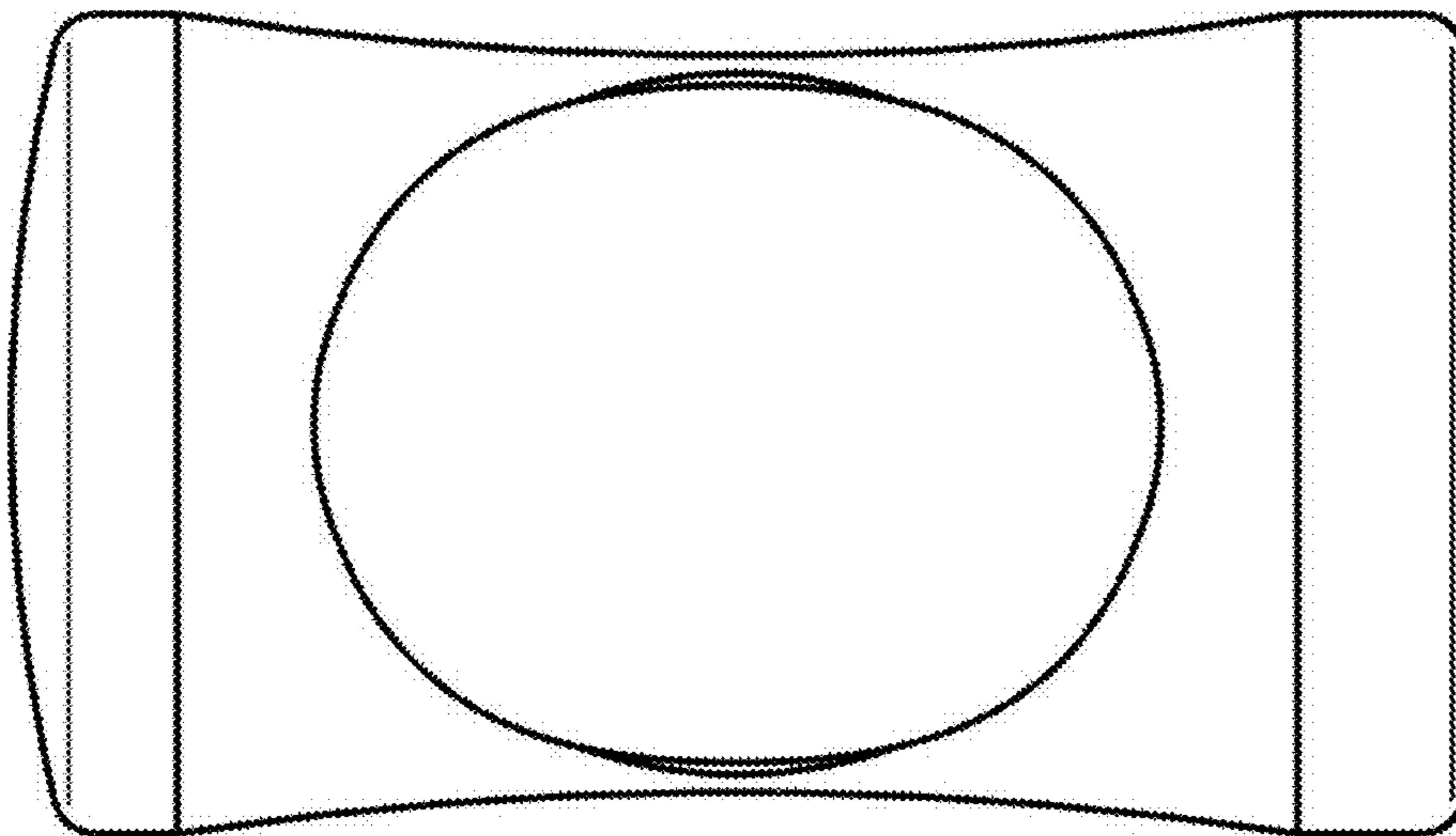
1.4



1.5



1.6



1.7

