



US00D904601S

(12) **United States Design Patent** (10) **Patent No.:** **US D904,601 S**
Xu (45) **Date of Patent:** **** Dec. 8, 2020**

(54) **ORAL WATERJET** D819,196 S * 5/2018 Kim D24/111
D881,383 S * 4/2020 Chen D24/111
(71) Applicant: **Shenzhen Libai Technology Co., Ltd.,** D888,935 S * 6/2020 Fang D24/111
Shenzhen (CN) D888,936 S * 6/2020 Bondurant D24/111
D895,791 S * 9/2020 Yuan D24/111
(72) Inventor: **Ting Xu, Shenzhen (CN)** 2008/0008979 A1* 1/2008 Thomas A61C 17/0205
433/80
(**) Term: **15 Years** 2016/0151133 A1* 6/2016 Luetzgen A61C 17/0202
433/80

(21) Appl. No.: **29/703,695**

FOREIGN PATENT DOCUMENTS

(22) Filed: **Aug. 29, 2019**

CN 305344421 * 9/2019
EM 006807772-0002 * 9/2019

(51) **LOC (12) Cl.** **24-02**

* cited by examiner

(52) **U.S. Cl.**

Primary Examiner — Lilyana Bekic

USPC **D24/111**

(58) **Field of Classification Search**

(57) **CLAIM**

USPC D24/108, 111–115, 117, 152, 176
CPC A61C 17/20; A61C 17/00; A61C 17/005;
A61C 17/02; A61C 17/0202; A61C
17/0205; A61C 17/0211; A61C 17/36;
A61C 17/028; A61C 17/22; A61C
17/222; A61C 17/225; A61C 17/28

The ornamental design for an oral waterjet, as shown and described.

See application file for complete search history.

DESCRIPTION

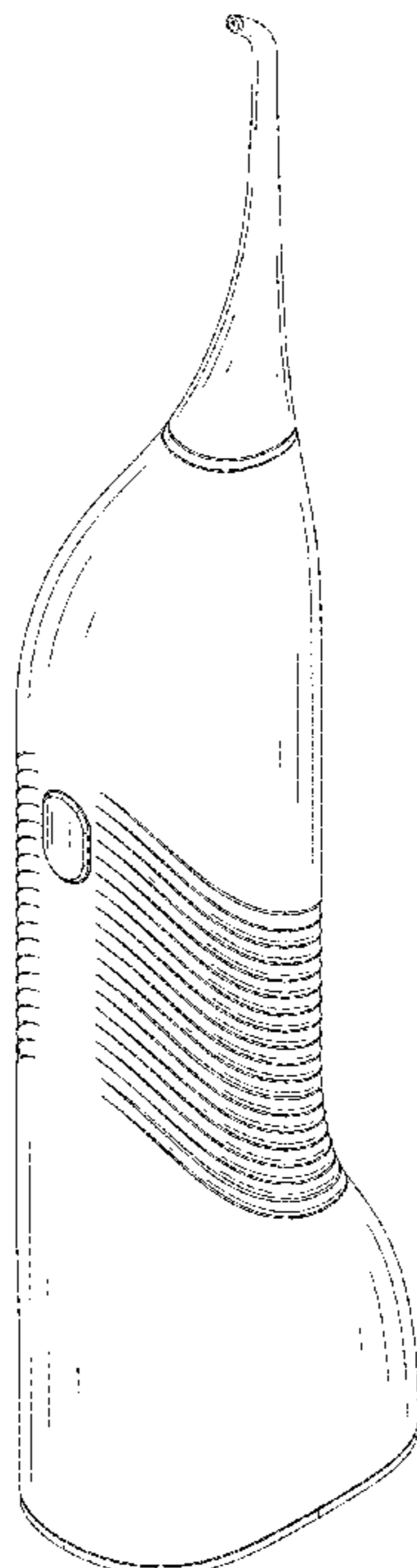
(56) **References Cited**

FIG. 1 is a front, top, right side perspective view of the oral waterjet showing the claimed new design;
FIG. 2 is a rear, bottom, left side perspective view;
FIG. 3 is a front elevational view thereof;
FIG. 4 is a rear elevational view thereof;
FIG. 5 is a left side elevational view thereof;
FIG. 6 is a right side elevational view thereof;
FIG. 7 is a top plan view thereof;
FIG. 8 is a bottom plan view thereof; and,
FIG. 9 is a perspective view of the oral waterjet in separate pieces when not in use.

U.S. PATENT DOCUMENTS

D548,334 S * 8/2007 Izumi D24/111
D629,884 S * 12/2010 Stephens D24/108
D670,373 S * 11/2012 Taylor D24/108
D694,398 S * 11/2013 Taylor D24/108
D747,464 S * 1/2016 Taylor A61C 17/0202
D24/111
D772,396 S * 11/2016 Kim D24/111
D780,908 S * 3/2017 Ladwig D24/111
D804,016 S * 11/2017 Ladwig D24/111
D806,228 S * 12/2017 Yan D24/111
D815,274 S * 4/2018 Ladwig D24/111

1 Claim, 9 Drawing Sheets



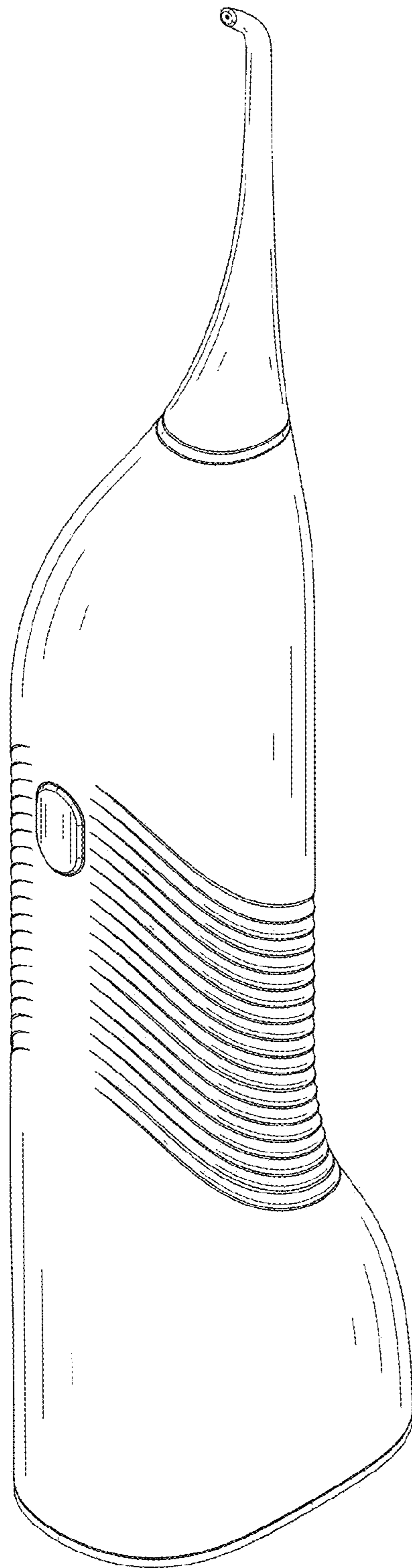


FIG.1

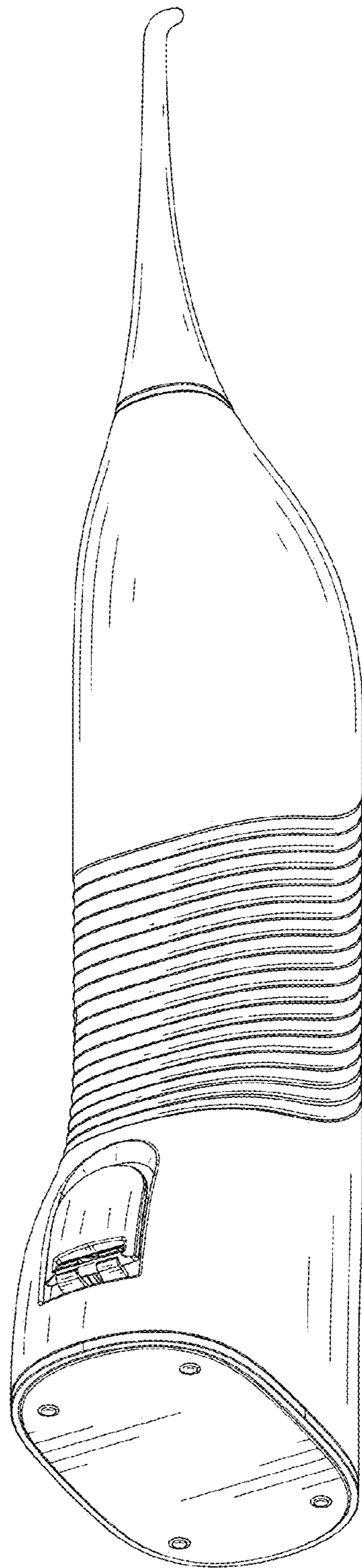


FIG. 2

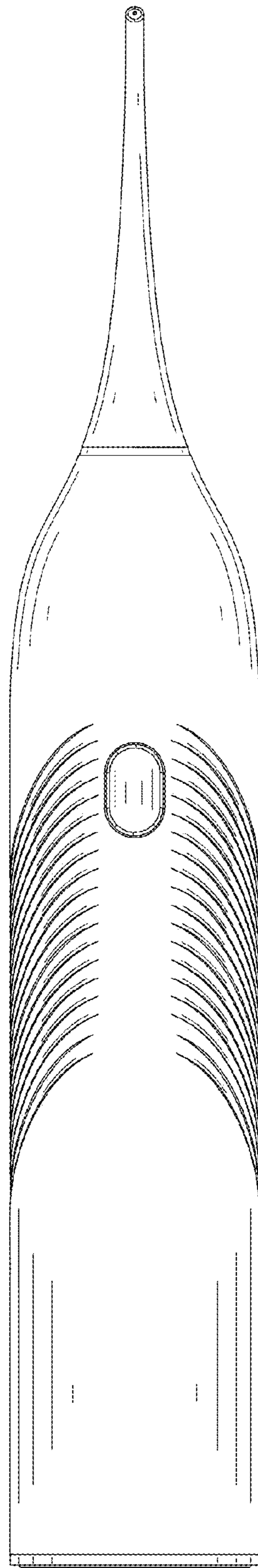


FIG.3

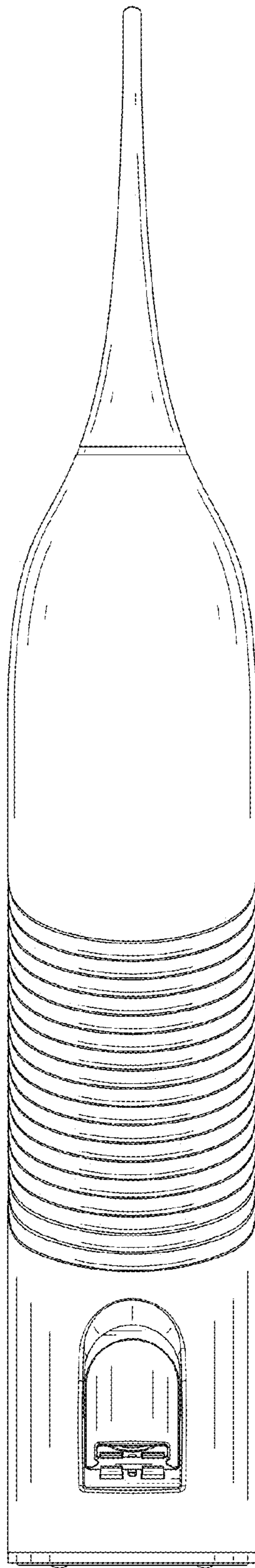


FIG.4

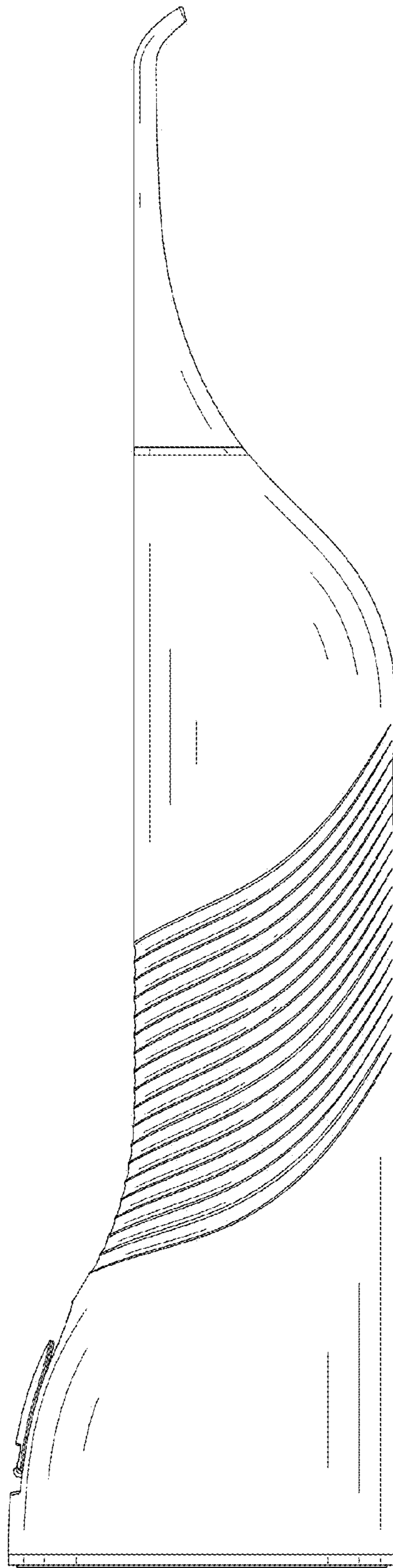


FIG.5

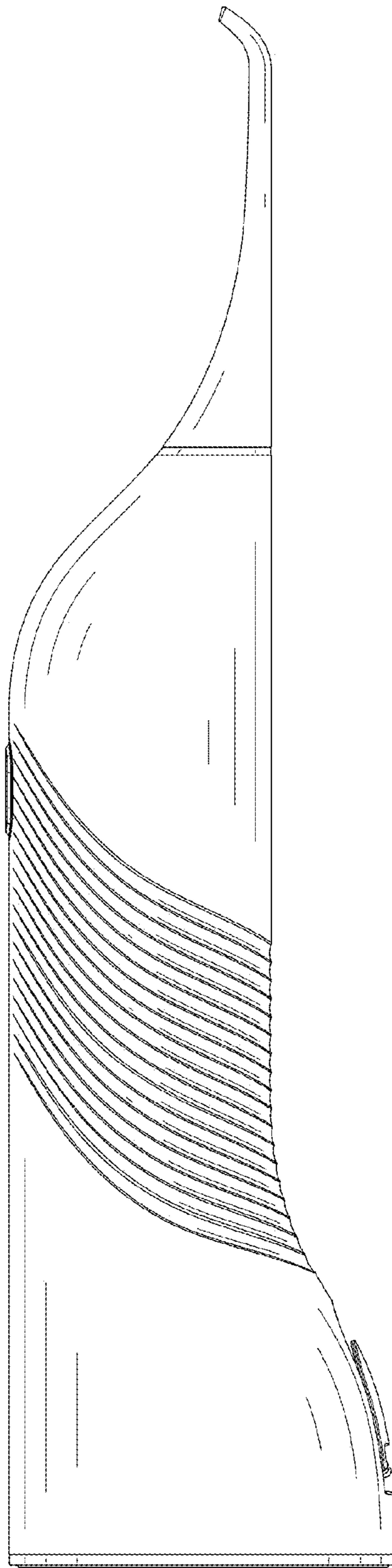


FIG.6

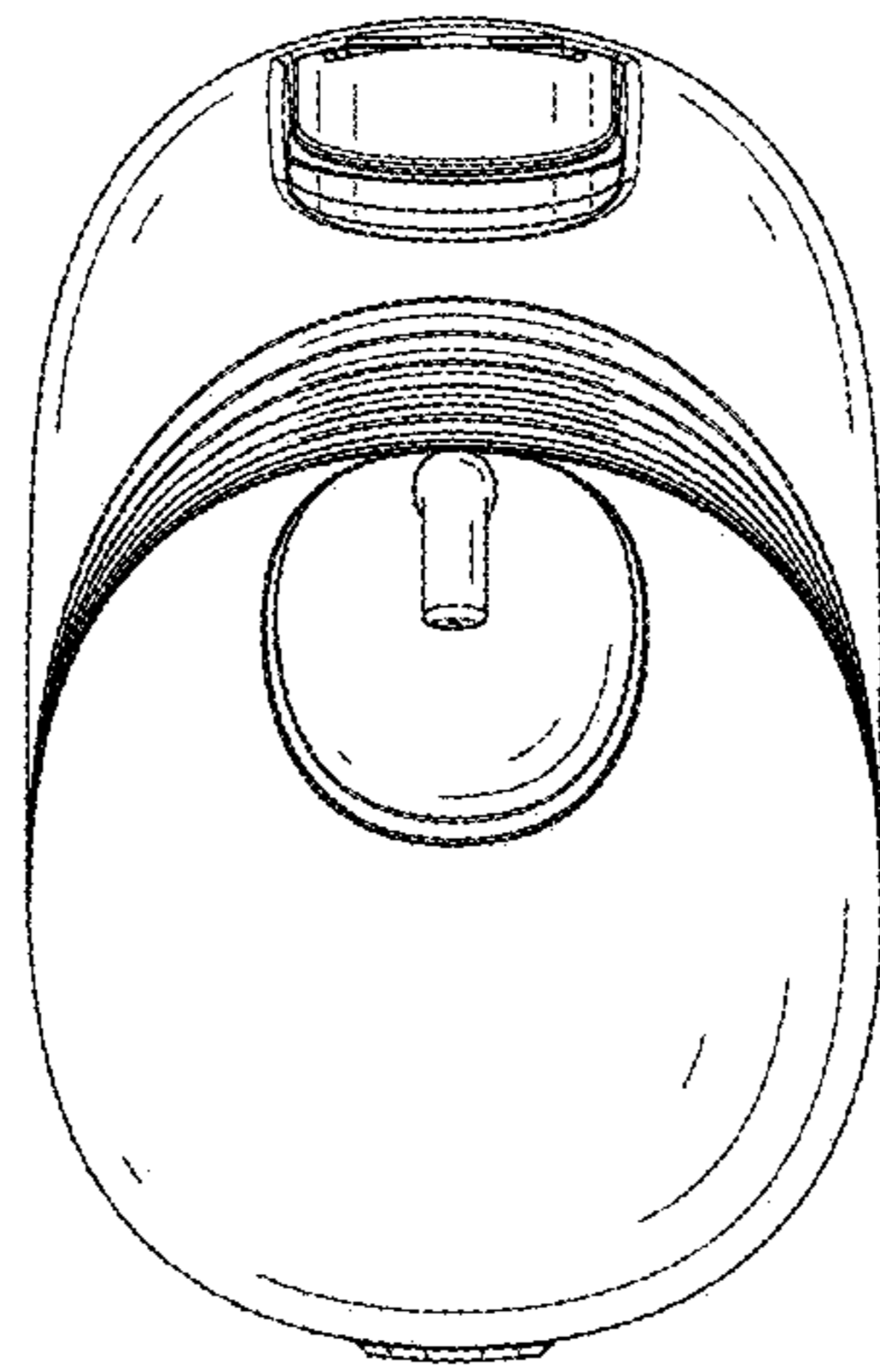


FIG.7

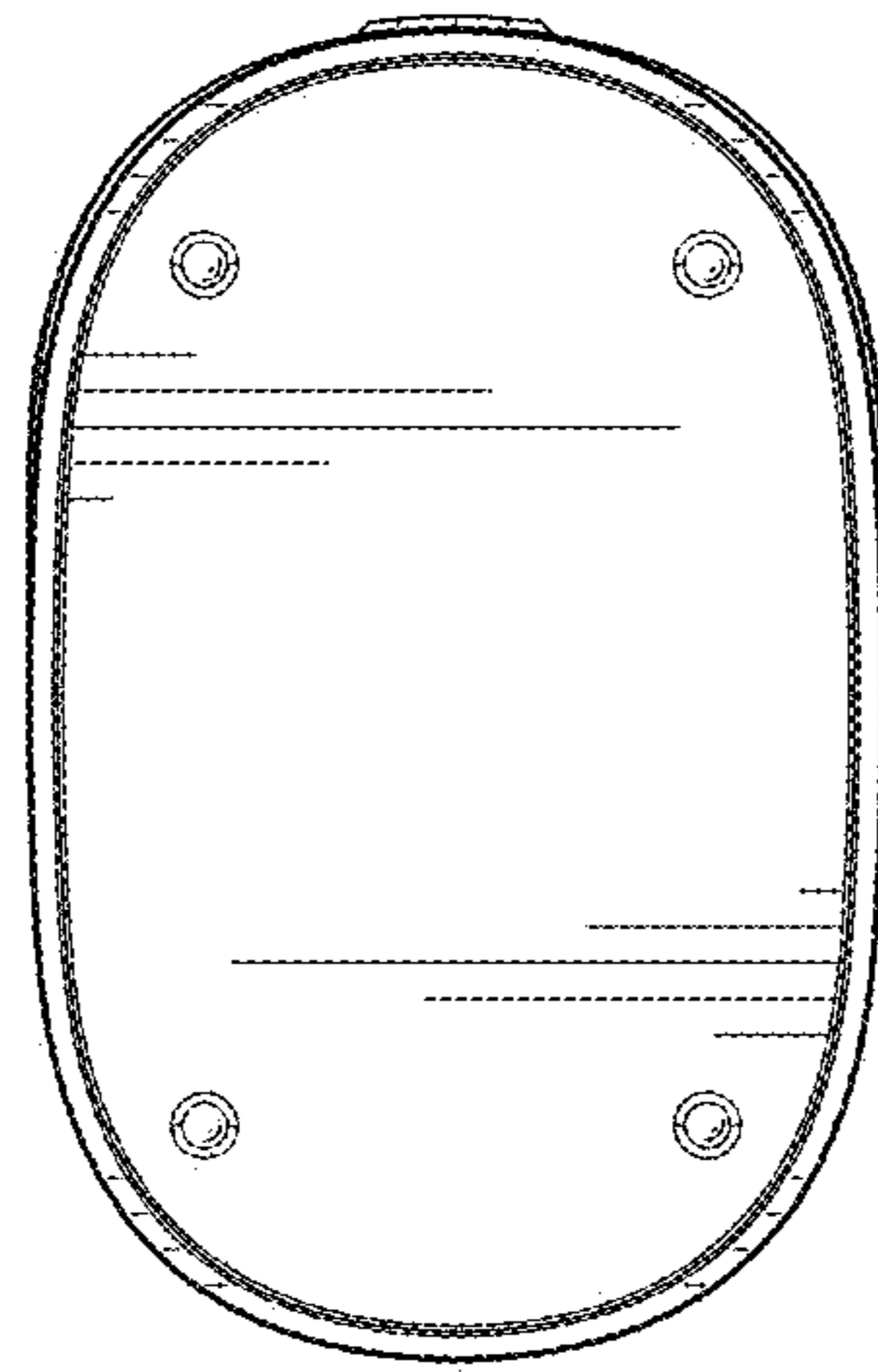


FIG. 8

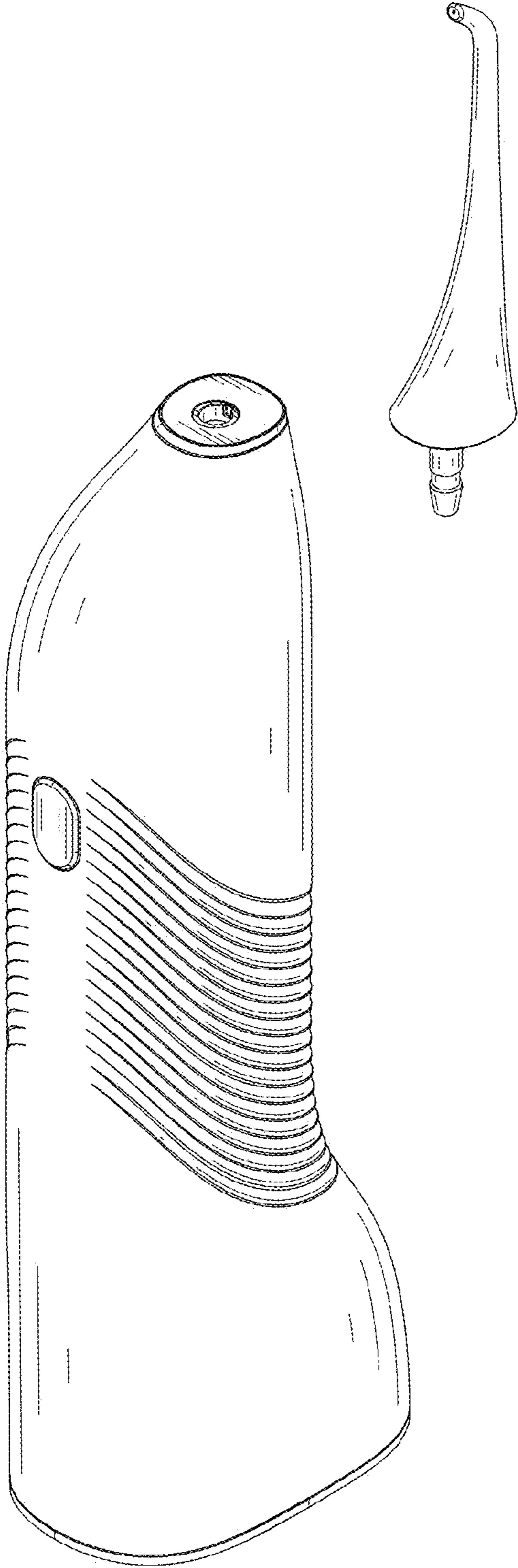


FIG. 9