

US00D904533S

(12) **United States Design Patent**
Gilbert

(10) **Patent No.:** **US D904,533 S**

(45) **Date of Patent:** **** Dec. 8, 2020**

(54) **FITNESS WEIGHT SET**

(71) Applicant: **Herman Gilbert**, Hammond, WI (US)

(72) Inventor: **Herman Gilbert**, Hammond, WI (US)

(**) Term: **15 Years**

(21) Appl. No.: **29/636,422**

(22) Filed: **Feb. 8, 2018**

(51) **LOC (12) Cl.** **21-02**

(52) **U.S. Cl.**
USPC **D21/679**

(58) **Field of Classification Search**
USPC D21/662, 673, 675, 679-682, 684, 694;
D8/363, 367, 373, 376; D6/575
CPC . A63B 21/0724; A63B 21/072; A63B 21/075;
A63B 21/0726

See application file for complete search history.

(56) **References Cited**

U.S. PATENT DOCUMENTS

1,385,642	A *	7/1921	Restein	A63B 15/00 482/108
2,244,351	A *	6/1941	Venables	A63B 21/0728 482/107
3,022,073	A *	2/1962	Miller	A63B 21/0728 482/106
3,231,270	A *	1/1966	Winer	A63B 21/0602 482/106
D243,013	S *	1/1977	Jones	D19/37
D287,387	S *	12/1986	Oliver	D21/694
D287,526	S *	12/1986	Brockett	D21/681
D437,015	S *	1/2001	Rojas	D21/679
D442,073	S *	5/2001	Lyndon	D6/323
6,837,837	B2 *	1/2005	Nethery	A63B 21/0004 482/114
D517,135	S *	3/2006	Klein	D21/679
D526,367	S *	8/2006	Loccarini	D21/662
7,101,241	B2 *	9/2006	Monroe	A63B 21/0606 441/129

D583,883	S *	12/2008	Thomas	D21/679
D657,010	S *	4/2012	Cen	D21/679
RE44,784	E *	3/2014	Huang	D21/679
D754,804	S *	4/2016	Gilbert	D21/694
D772,357	S *	11/2016	Gregory	D21/694
D777,851	S *	1/2017	Simonetti	D21/694
D780,860	S *	3/2017	Jones	D21/694
D801,453	S *	10/2017	Gilbert	D21/694
9,889,329	B2 *	2/2018	Ernst	A63B 21/0724
D834,115	S *	11/2018	Gilbert	D21/679
D843,524	S *	3/2019	Henniger	D21/694
D853,505	S *	7/2019	Toueg	D21/679

* cited by examiner

Primary Examiner — Shannon W Morgan

Assistant Examiner — Keith Frank

(74) *Attorney, Agent, or Firm* — Skinner and Associates;
Joel D. Skinner, Jr.

(57) **CLAIM**

The ornamental design for a fitness weight set, as shown and described.

DESCRIPTION

FIG. 1 is a perspective view of a fitness weight set showing the design of the invention.

FIG. 2 is a front view thereof.

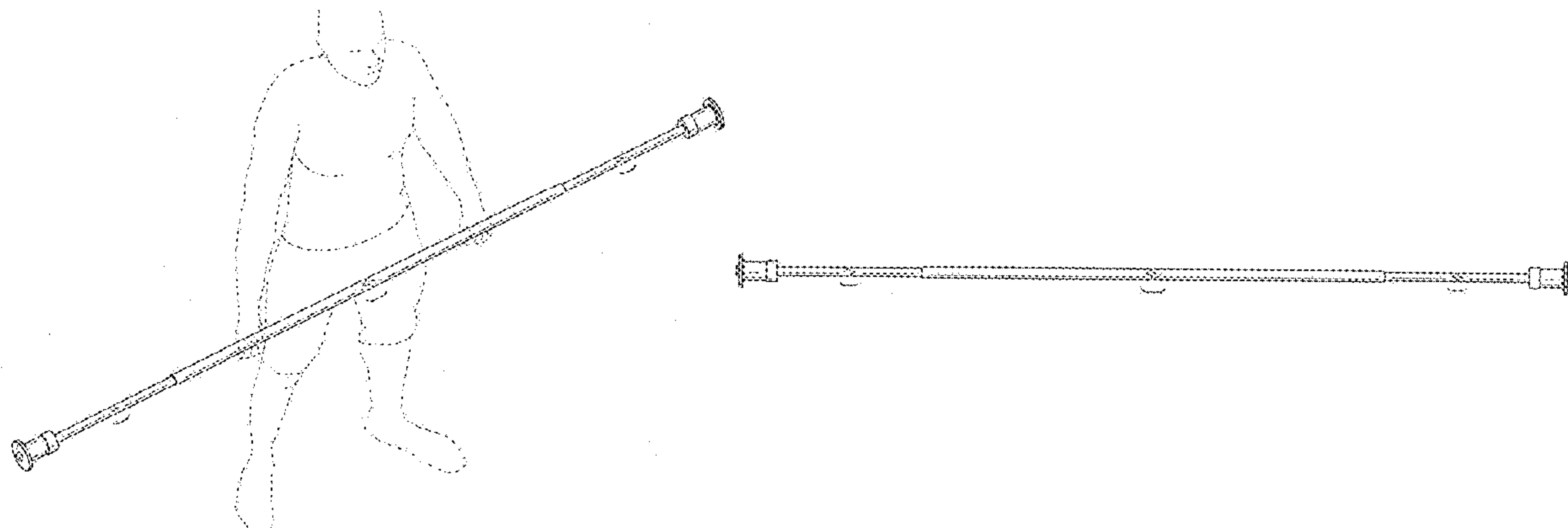
FIG. 3 is a back view thereof.

FIG. 4 is an end view thereof, the opposite end being a mirror image; and,

FIG. 5 is a top view thereof, the bottom being a mirror image.

The broken lines in the drawings showing the fitness weight set in FIG. 1 are directed to environmental subject matter only and forms no part of the claim. The fitness weight set is shown with symbolic breaks bound by brackets in its length. The appearance of any portion of the article between the break lines forms no part of the claimed design.

1 Claim, 3 Drawing Sheets



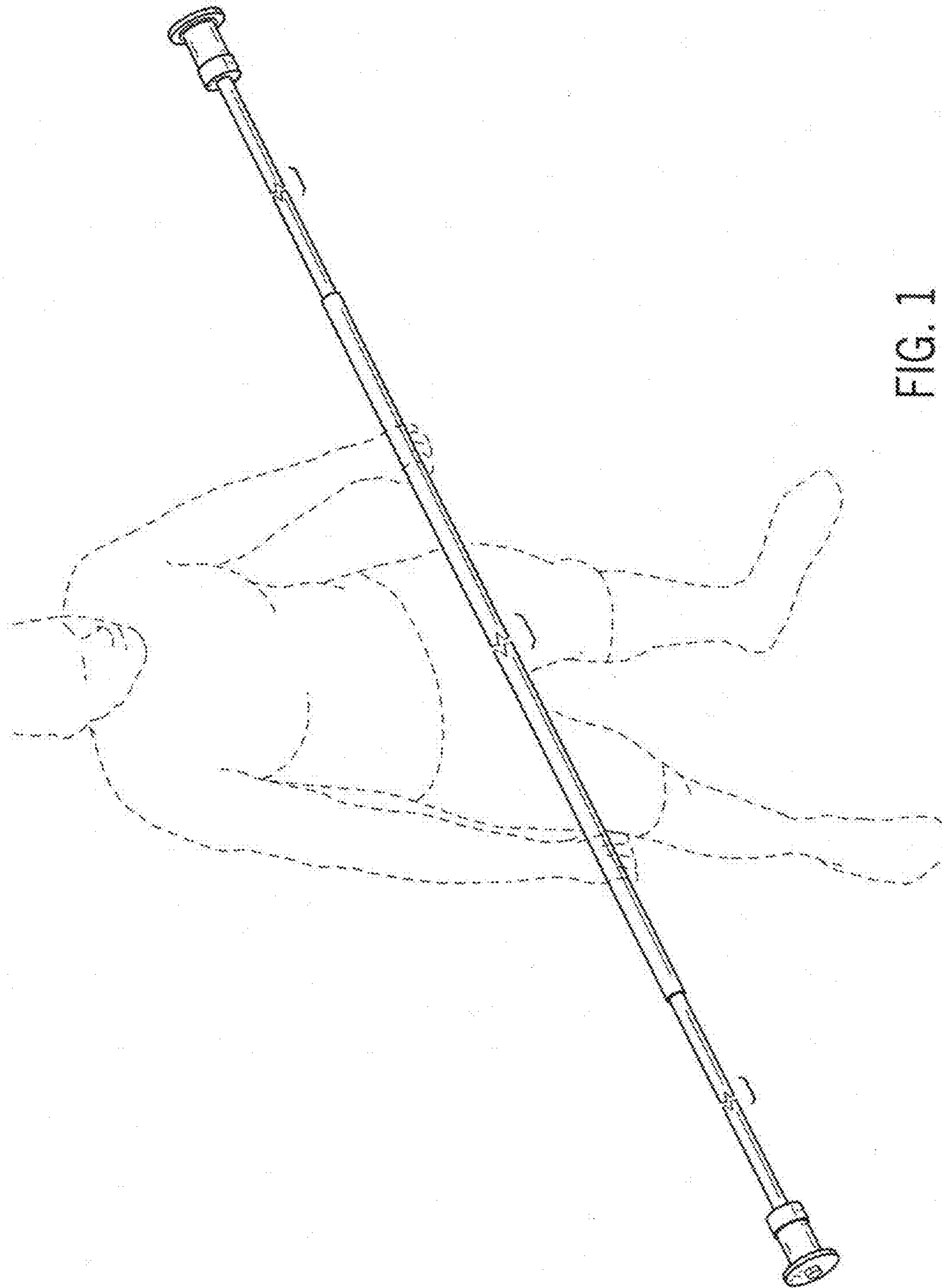


FIG. 1



FIG. 2

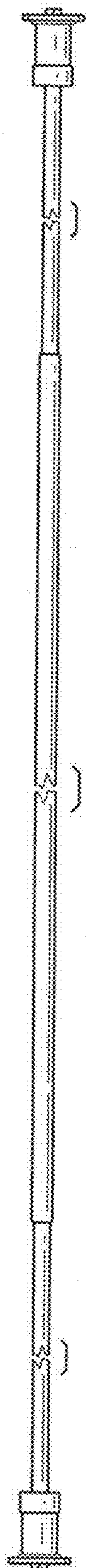


FIG. 3



FIG. 4



FIG. 5