



US00D904525S

(12) **United States Design Patent**
Bernal et al.

(10) **Patent No.:** **US D904,525 S**

(45) **Date of Patent:** **** Dec. 8, 2020**

(54) **TOY DART**

(71) Applicant: **HASBRO, INC.**, Pawtucket, RI (US)

(72) Inventors: **Dennis Bernal**, Milford, MA (US);
Daniel R. Hamel, Ludlow, MA (US)

(73) Assignee: **HASBRO, INC.**, Pawtucket, RI (US)

(**) Term: **15 Years**

(21) Appl. No.: **29/685,124**

(22) Filed: **Mar. 26, 2019**

(51) **LOC (12) Cl.** **21-01**

(52) **U.S. Cl.**
USPC **D21/387**

(58) **Field of Classification Search**
USPC D21/300–302, 307, 308, 334, 335, 363,
D21/365, 370, 385–389, 392, 397
CPC F42B 6/003; F42B 6/02; F42B 6/04; F42B
6/06; F42B 6/08; F42B 6/10; A63H 33/18
See application file for complete search history.

(56) **References Cited**

U.S. PATENT DOCUMENTS

D217,479 S *	5/1970	Odette	D21/389
D764,624 S *	8/2016	Masinelli	D22/116
D802,681 S *	11/2017	Falkowski, II	D21/387
D803,326 S *	11/2017	Wong	F42B 6/003
				D21/387
10,030,950 B1 *	7/2018	Chia	F42B 12/745
D846,030 S *	4/2019	Brown	F42B 12/745
				D21/387
D858,655 S *	9/2019	Bernal	D21/570

10,408,584 B2 *	9/2019	Isenmann	F42B 6/08
D878,487 S *	3/2020	Lallier	D21/570
2015/0141181 A1 *	5/2015	Chia	F42B 12/745
				473/582
2018/0051966 A1 *	2/2018	Isenmann	F42B 6/08

* cited by examiner

Primary Examiner — George D. Kirschbaum

Assistant Examiner — Joseph J Kukella

(74) *Attorney, Agent, or Firm* — Marshall, Gerstein & Borun LLP

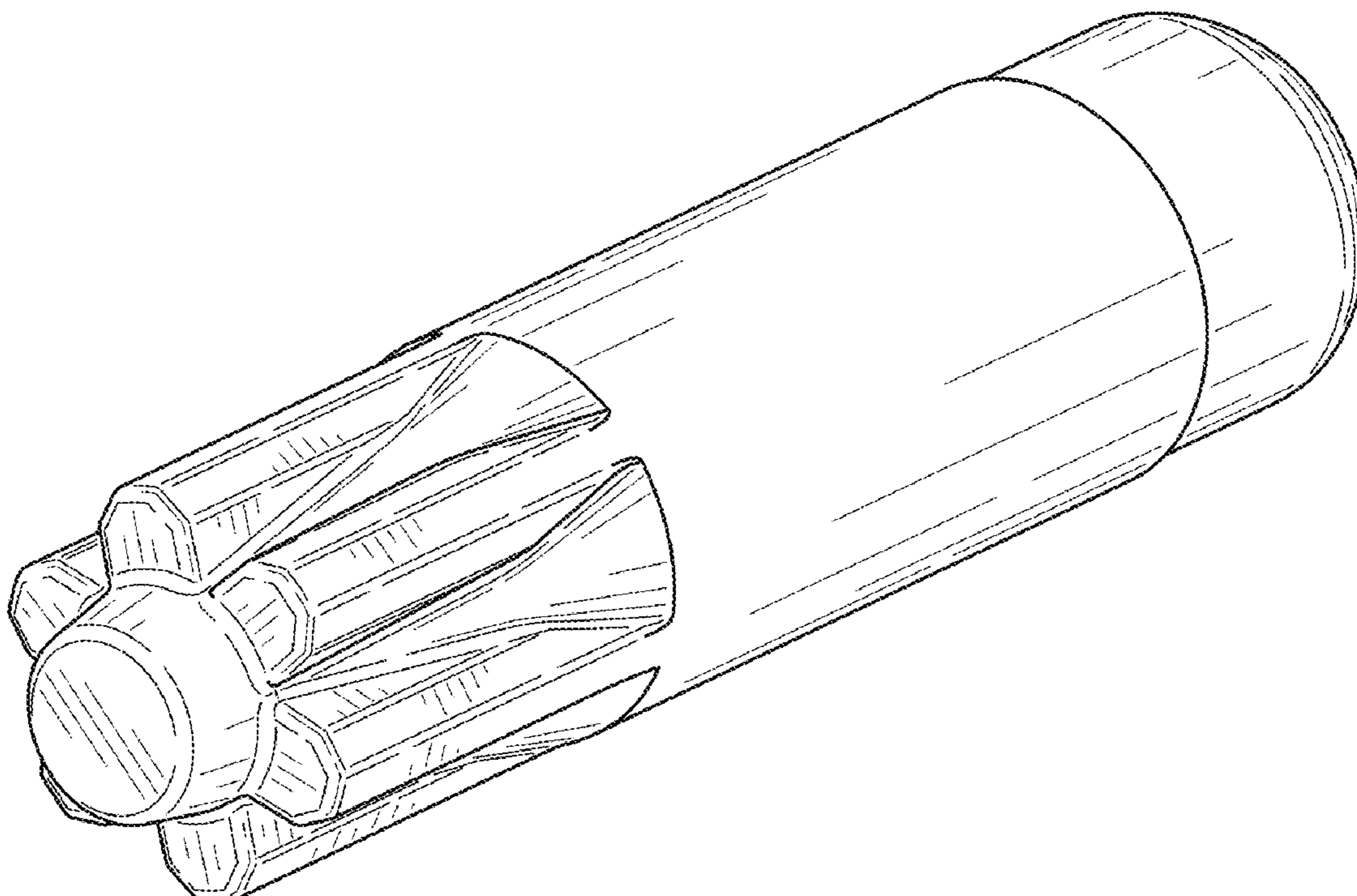
(57) **CLAIM**

The ornamental design for a toy dart, as shown and described.

DESCRIPTION

FIG. 1 is a perspective view of a toy dart that has a seventh embodiment of the design;
 FIG. 2 is a rear view of the toy dart;
 FIG. 3 is a front view of the toy dart;
 FIG. 4 is a right-side view of the toy dart;
 FIG. 5 is a left-side view of the toy dart;
 FIG. 6 is a top view of the toy dart;
 FIG. 7 is a bottom view of the toy dart.
 FIG. 8 is a perspective view of a toy dart that has a eighth embodiment of the design;
 FIG. 9 is a rear view of the toy dart;
 FIG. 10 is a front view of the toy dart;
 FIG. 11 is a right-side view of the toy dart;
 FIG. 12 is a left-side view of the toy dart;
 FIG. 13 is a top view of the toy dart; and,
 FIG. 14 is a bottom view of the toy dart.

1 Claim, 6 Drawing Sheets



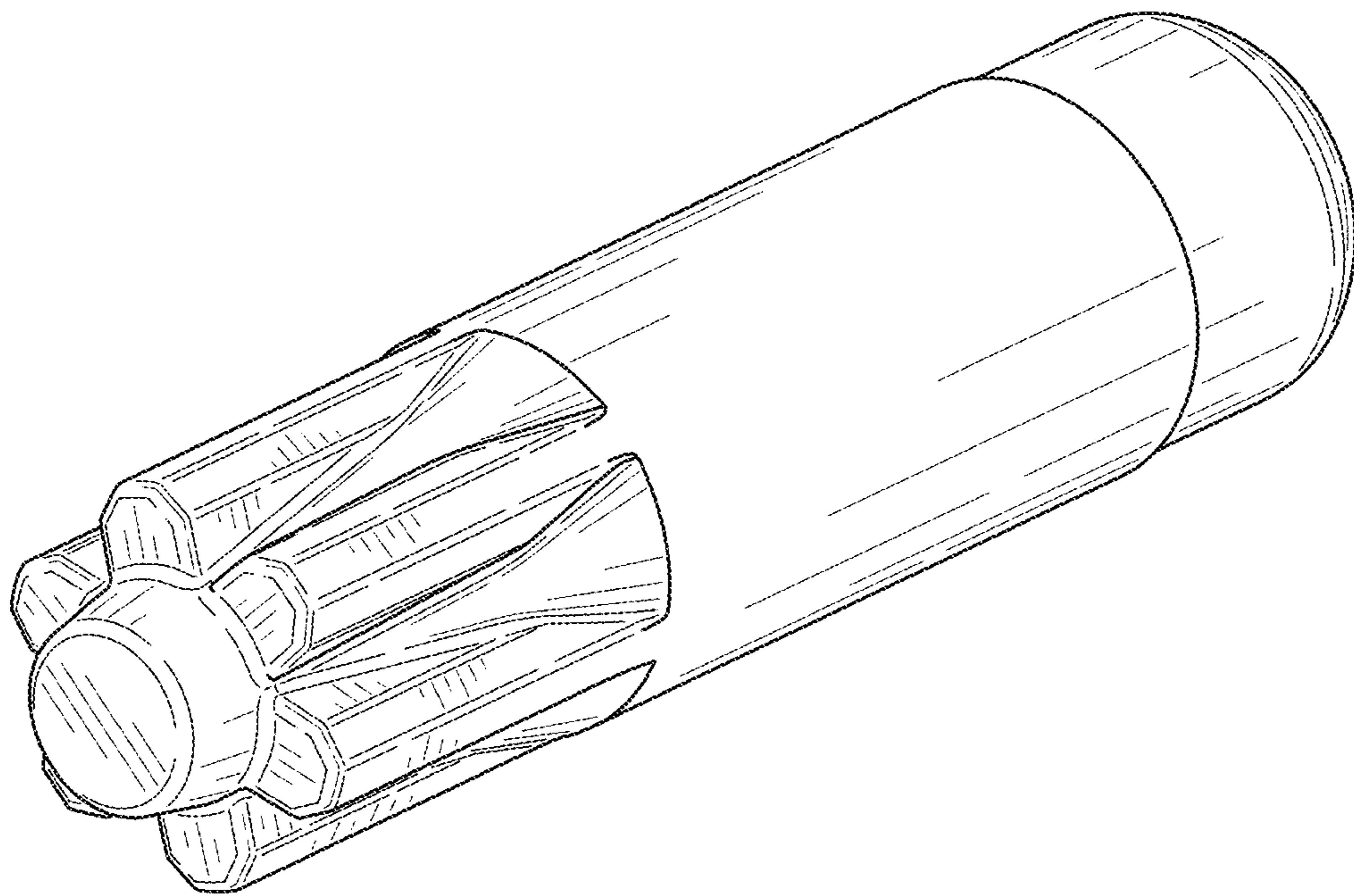


FIG. 1




FIG. 2

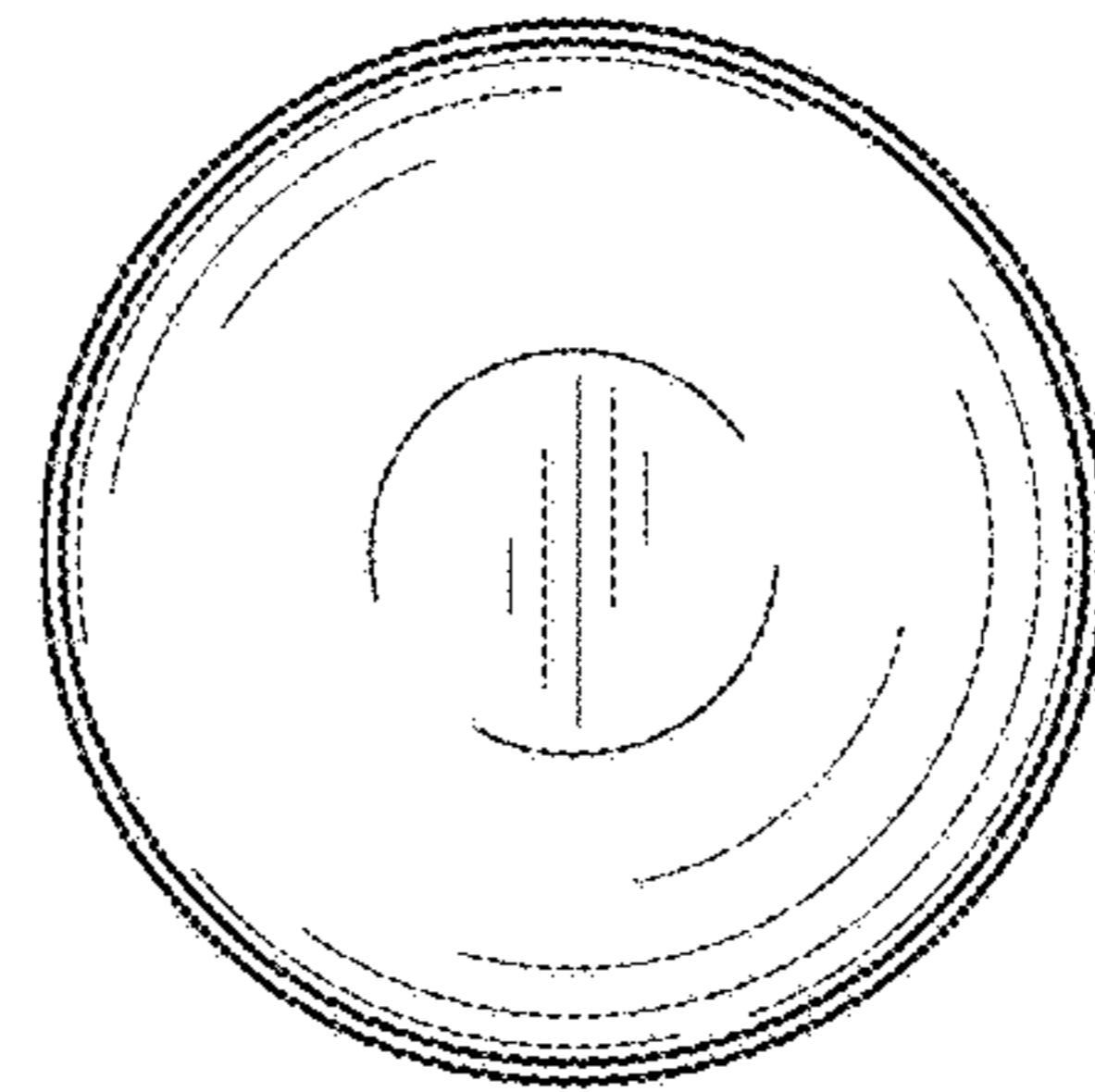


FIG. 3

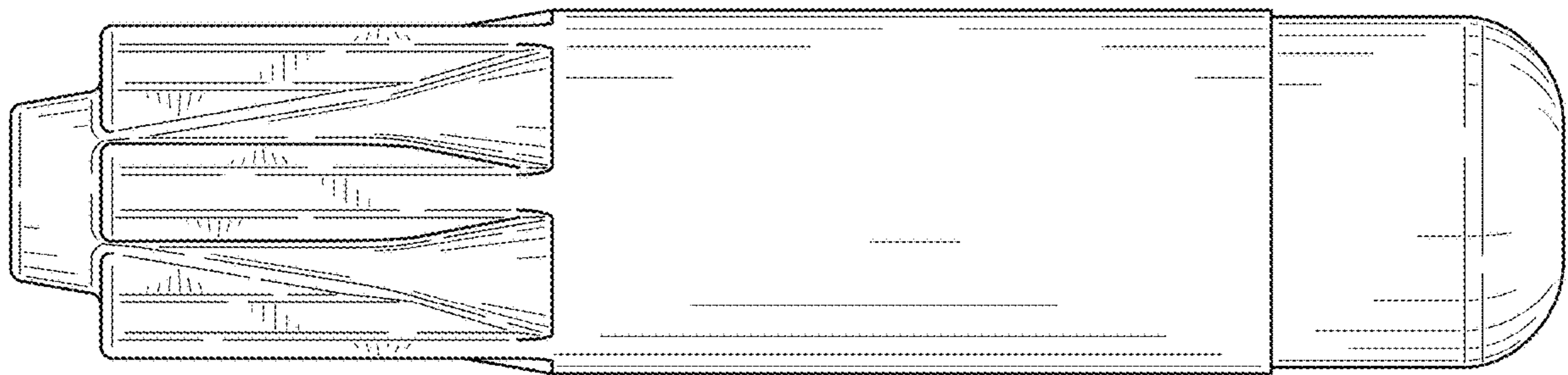


FIG. 4




FIG. 5




FIG. 6




FIG. 7

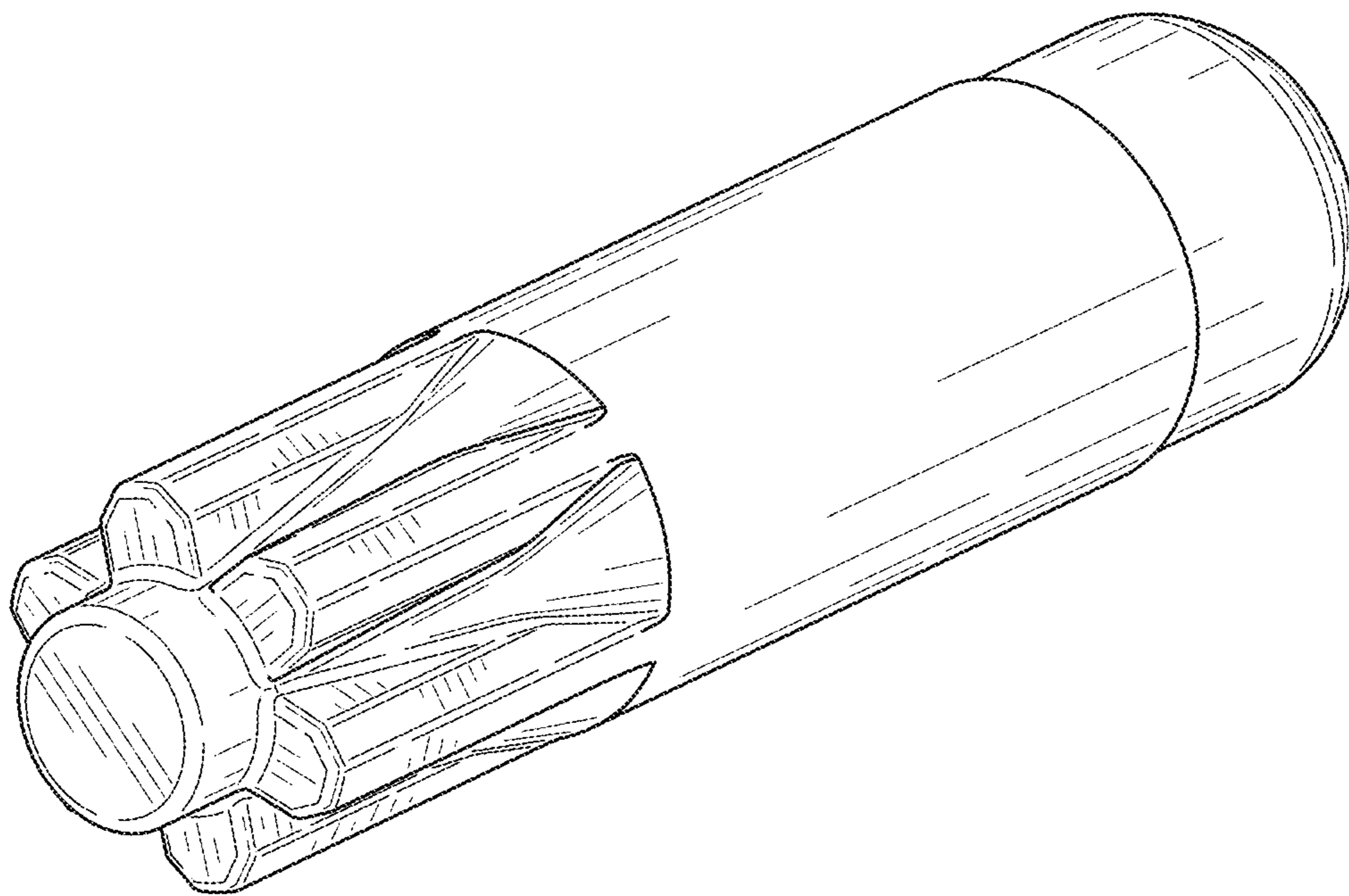


FIG. 8




FIG. 9

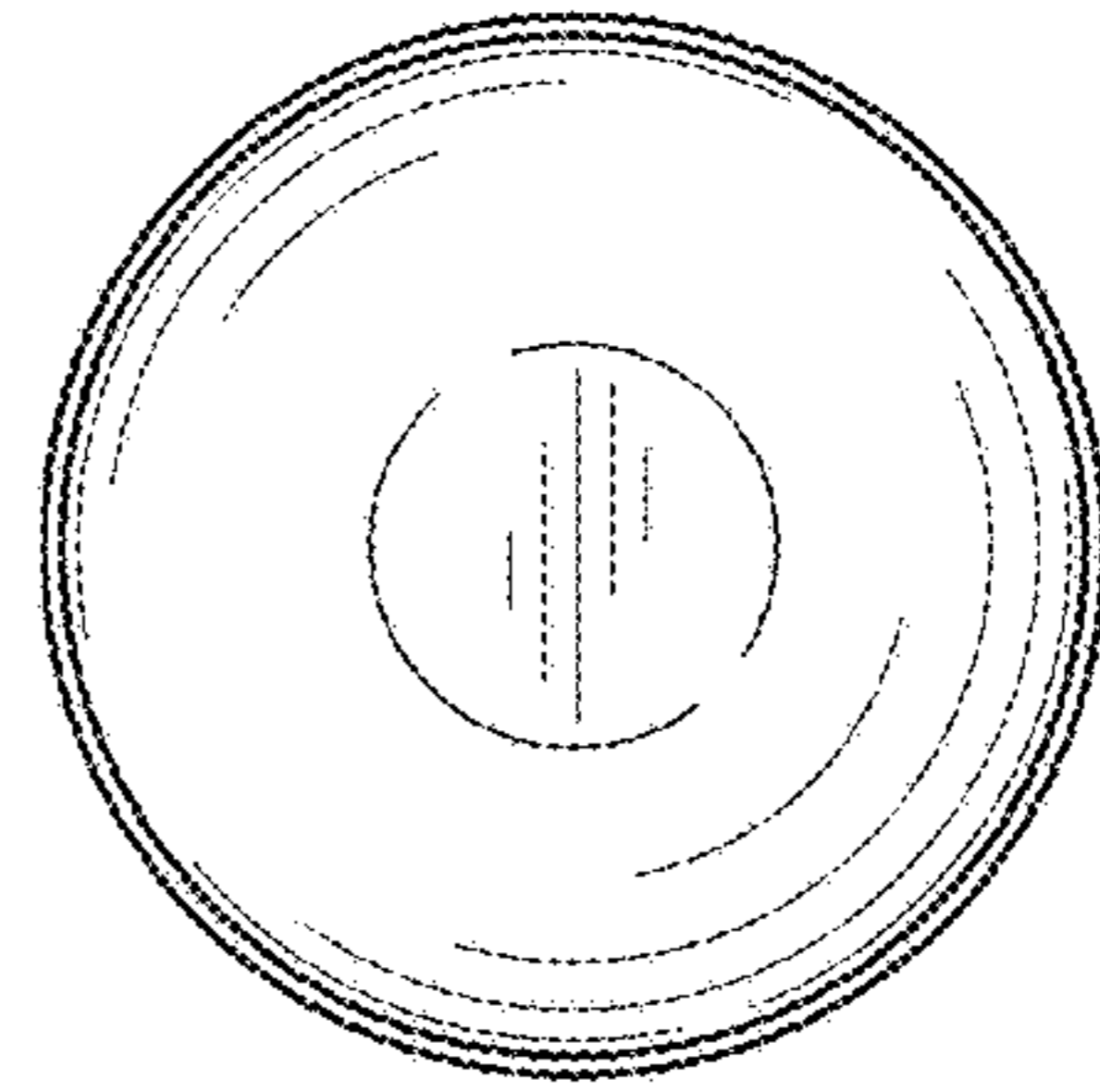


FIG. 10




FIG. 11




FIG. 12




FIG. 13




FIG. 14