

US00D904474S

(12) **United States Design Patent** (10) **Patent No.:** **US D904,474 S**  
**King** (45) **Date of Patent:** **\*\* Dec. 8, 2020**

(54) <b>CHAMFERED-EDGE PLATE WITH APERTURE AND NOTCHES</b>	3,542,104 A	11/1970	Anderson	
	3,936,005 A *	2/1976	Schnell .....	B02C 18/365 241/83
(71) Applicant: <b>Cozzini LLC</b> , Chicago, IL (US)	4,023,253 A *	5/1977	Funakubo .....	B02C 18/365 241/82.7
(72) Inventor: <b>Edwin Earl King</b> , Lombard, IL (US)	D336,882 S	6/1993	Steinke et al.	
	6,007,007 A *	12/1999	Haack .....	B02C 18/36 241/82.1
(73) Assignee: <b>COZZINI LLC</b> , Elk Grove Village, IL (US)	7,540,440 B2 *	6/2009	Lesar .....	B02C 18/302 241/296
(**) Term: <b>15 Years</b>	7,905,436 B2 *	3/2011	Lesar .....	B02C 18/305 241/82.3
(21) Appl. No.: <b>29/678,470</b>	D678,725 S *	3/2013	Sayers .....	D7/376
	D680,373 S *	4/2013	Haggerty .....	D7/412
	D746,344 S *	12/2015	Truty .....	D15/126
	D847,882 S *	5/2019	King .....	D15/139
(22) Filed: <b>Jan. 29, 2019</b>	D849,807 S *	5/2019	King .....	D15/139
	2001/0052558 A1 *	12/2001	Yunker .....	B02C 18/302 241/82.1

**Related U.S. Application Data**

(62) Division of application No. 29/585,795, filed on Nov. 29, 2016, now Pat. No. Des. 849,807.

(51) **LOC (12) Cl.** ..... **15-03**

(52) **U.S. Cl.**  
USPC ..... **D15/139**

(58) **Field of Classification Search**  
USPC .... D15/126, 133, 138, 139, 140; D8/20, 70;  
D7/409, 412  
CPC ..... B23D 61/00; B23D 61/02; B23D 61/021;  
B23D 61/04; B23D 61/121; A23N 17/00;  
A23N 17/02  
See application file for complete search history.

**References Cited**

**U.S. PATENT DOCUMENTS**

(56)

1,695,898 A *	12/1928	Laemmel .....	B02C 18/365 241/298
2,625,846 A *	1/1953	Hess .....	B02C 18/365 408/1 R
3,286,551 A *	11/1966	Tipton .....	B02C 18/36 241/82.5
3,417,800 A *	12/1968	Tipton .....	B02C 18/36 241/82.5

(Continued)

*Primary Examiner* — Khawaja Anwar

(74) *Attorney, Agent, or Firm* — Barnes & Thornburg LLP

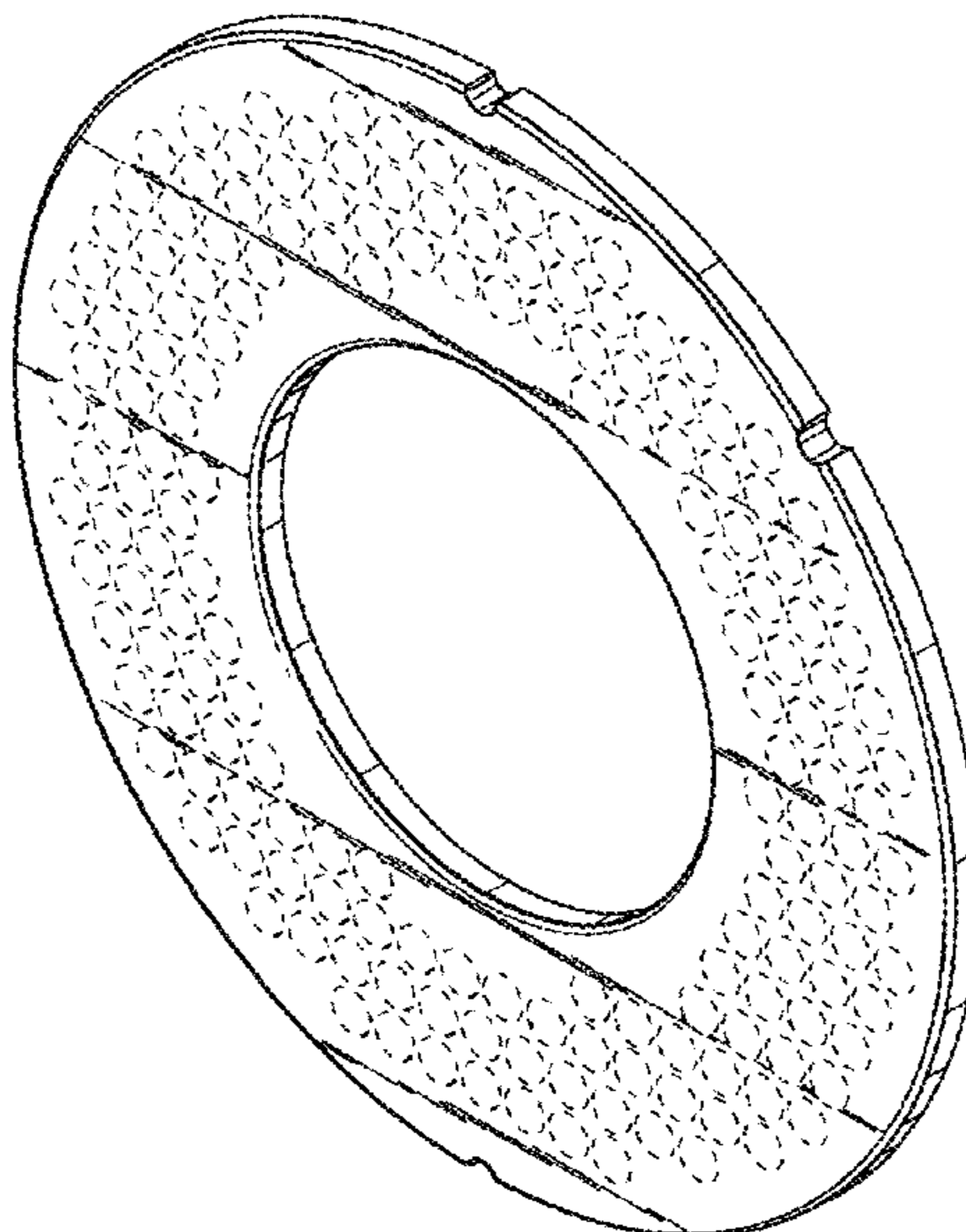
(57) **CLAIM**

The ornamental design for a chamfered-edge plate with aperture and notches, as shown and described.

**DESCRIPTION**

FIG. 1 is a top front perspective view of the chamfered-edge plate with aperture and notches;  
 FIG. 2 is a top rear perspective plan view thereof;  
 FIG. 3 is a front elevation view thereof;  
 FIG. 4 is a rear elevation view thereof;  
 FIG. 5 is a left side edge view thereof;  
 FIG. 6 is a right side edge view thereof;  
 FIG. 7 is a top side edge view thereof; and,  
 FIG. 8 is a bottom side edge view thereof.  
 The broken lines in the drawings shown environment and form no part of the claimed design.

**1 Claim, 5 Drawing Sheets**



(56)

**References Cited**

U.S. PATENT DOCUMENTS

2010/0282887 A1\* 11/2010 Walters ..... B26D 1/29  
241/278.1  
2013/0062445 A1 3/2013 Wolff  
2013/0099036 A1\* 4/2013 Wolff ..... B02C 18/30  
241/82.5  
2013/0164425 A1\* 6/2013 Wolff ..... B02C 18/365  
426/513  
2014/0252143 A1\* 9/2014 Wight ..... B02C 18/36  
241/30

\* cited by examiner

Fig. 1

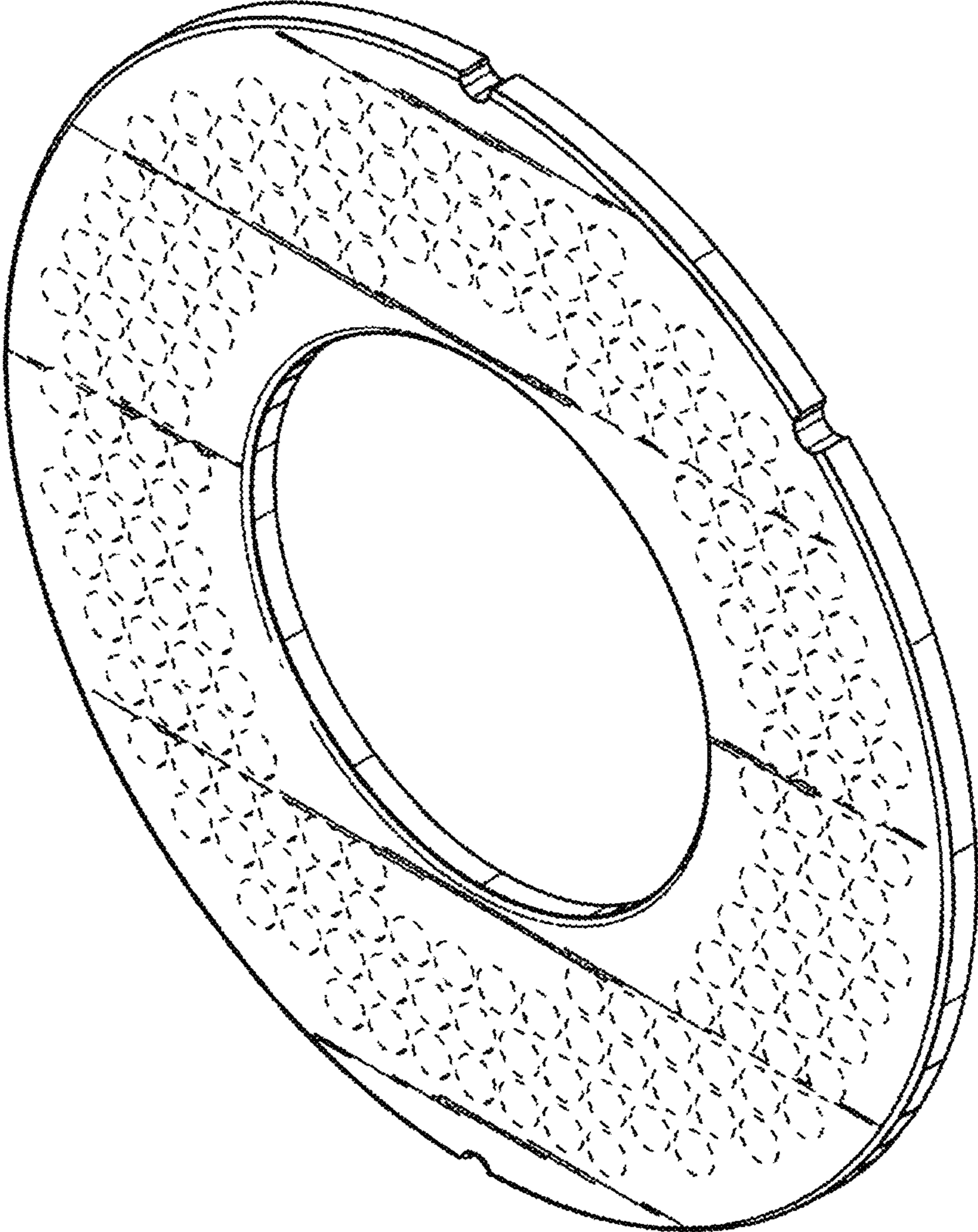


Fig. 2

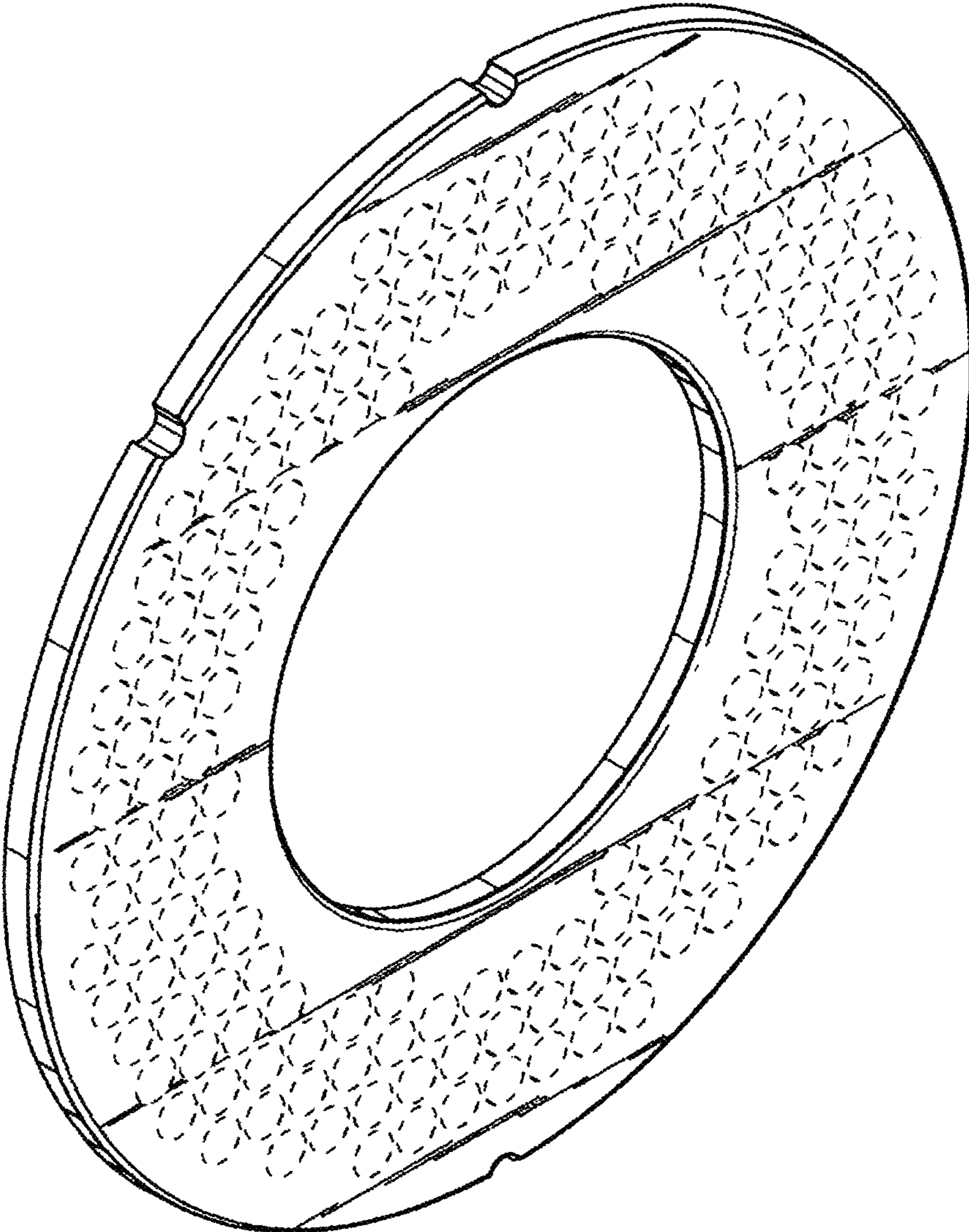


Fig. 3

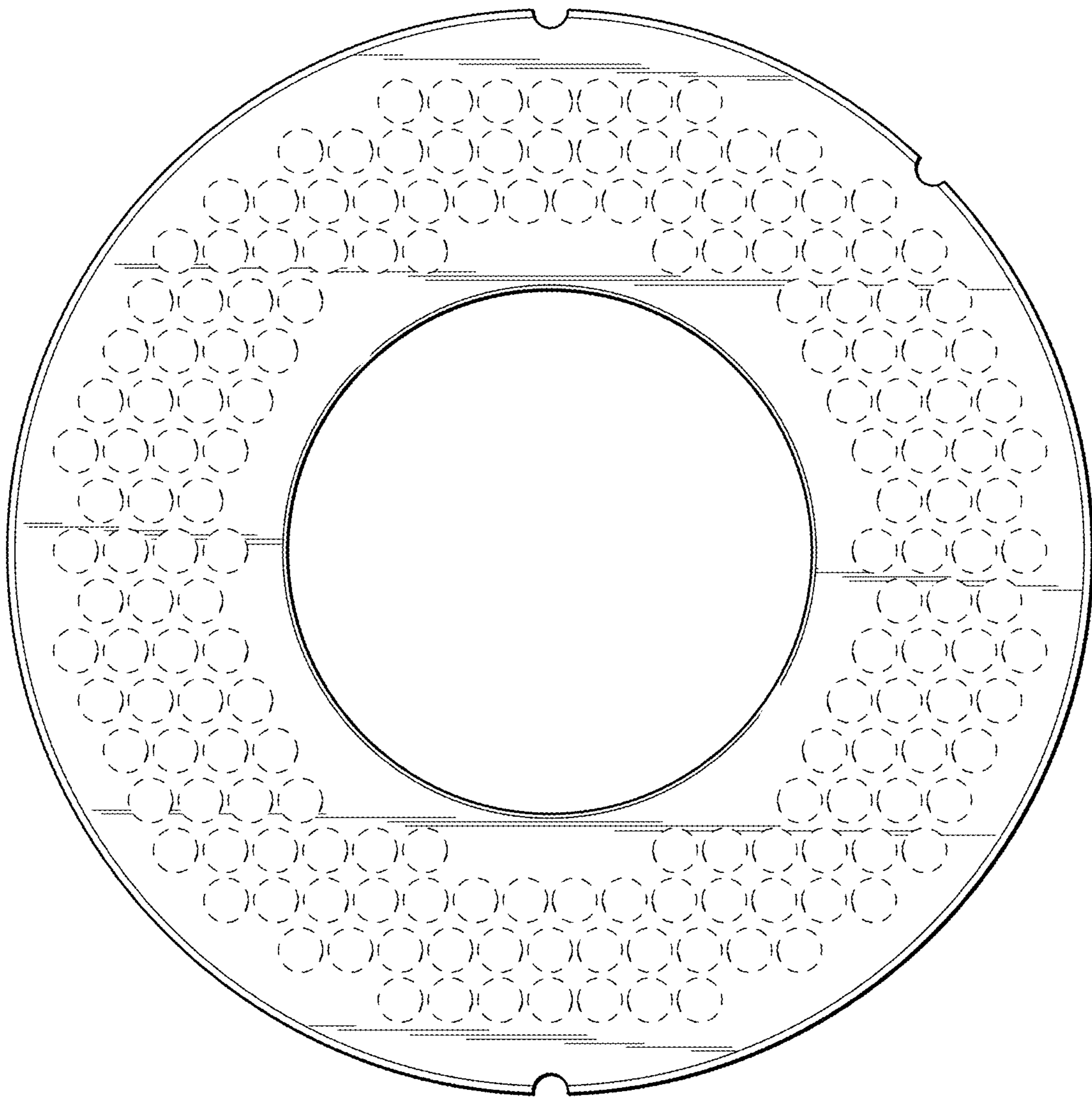


Fig. 4

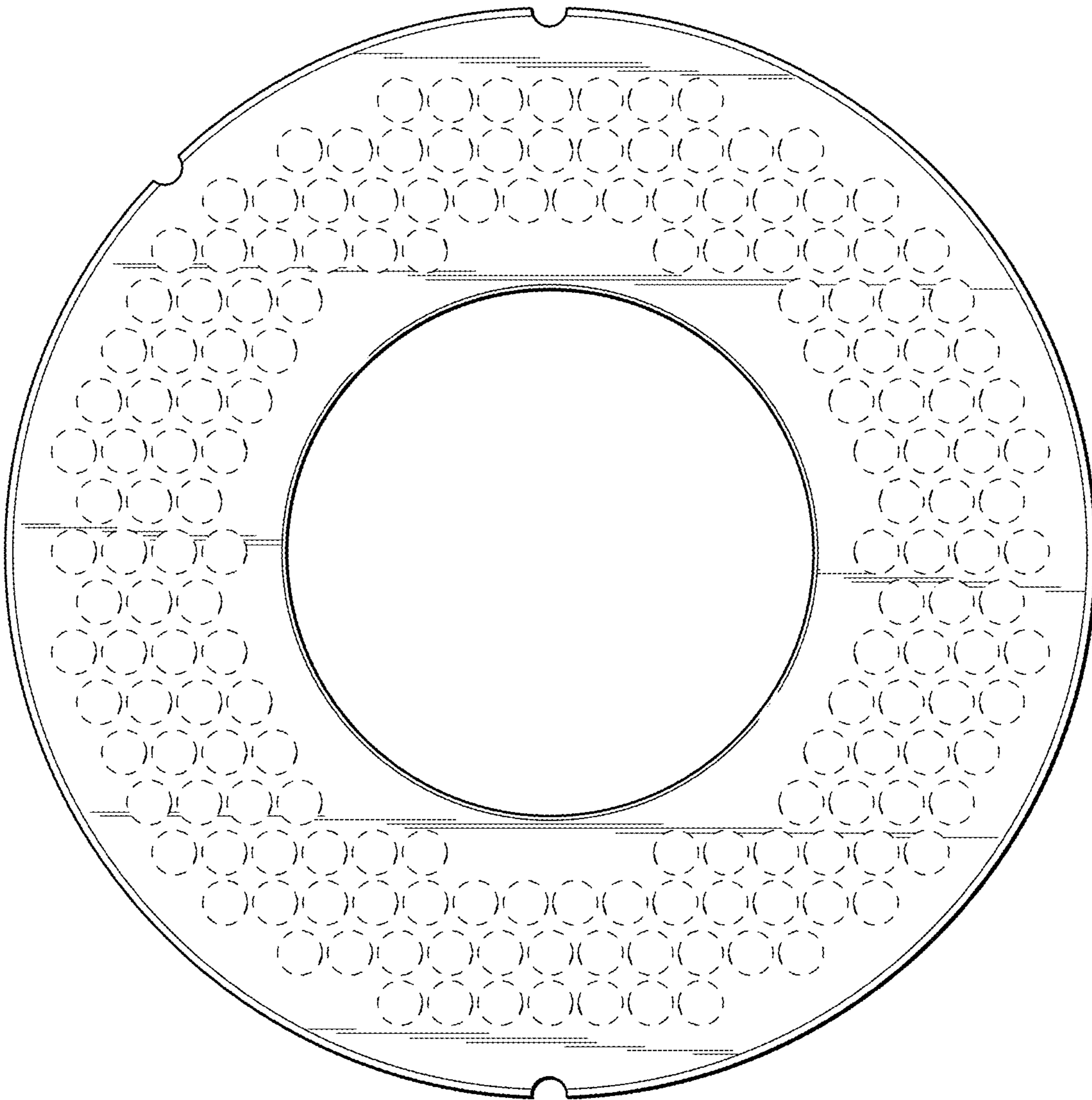


Fig. 7



Fig. 5



Fig. 6



Fig. 8

