



US00D904471S

(12) **United States Design Patent** (10) **Patent No.:** **US D904,471 S**
Jakubowicz et al. (45) **Date of Patent:** **** Dec. 8, 2020**

(54) **FREEZER**

2323/121; F25D 2323/122; F25D 2325/022; F25D 23/064

(71) Applicant: **Société des Produits Nestlé S.A.**,
Vevey (CH)

See application file for complete search history.

(72) Inventors: **Olivier Jakubowicz**, La Tour de Peilz (CH); **Markus Arnold**, Munich (DE); **Peter William Dale Bishop**, Wiltshire (GB)

(56) **References Cited**

U.S. PATENT DOCUMENTS

D510,367 S *	10/2005	Yamashita	D15/79
D585,911 S *	2/2009	Miyabayashi	D15/79
D722,244 S *	2/2015	Willis	D6/683.1
D730,665 S *	6/2015	Murakami	D6/675.3
D753,196 S *	4/2016	Rautavuori	D15/79
D779,567 S *	2/2017	Rautavuori	D15/79
D779,568 S *	2/2017	Rautavuori	D15/79
D784,735 S *	4/2017	Hirata	D6/661.3

(73) Assignee: **Société des Produits Nestlé S.A.**,
Vevey (CH)

(**) Term: **15 Years**

* cited by examiner

(21) Appl. No.: **29/666,152**

Primary Examiner — KHawaja Anwar

(22) Filed: **Oct. 10, 2018**

(74) *Attorney, Agent, or Firm* — Finnegan, Henderson, Farabow, Garrett & Dunner, LLP

(30) **Foreign Application Priority Data**

Apr. 10, 2018 (CH) 144082

(51) **LOC (12) Cl.** **15-07**

(52) **U.S. Cl.**
USPC **D15/79**

(57) **CLAIM**

The ornamental design for a freezer, as shown and described.

DESCRIPTION

(58) **Field of Classification Search**

USPC D15/79-91
CPC F25D 25/025; F25D 23/028; F25D 2323/024; F25D 23/00; F25D 23/02; F25D 2323/021; F25D 23/065; F25D 11/00; F25D 2201/14; F25D 23/021; F25D 23/025; F25D 23/04; F25D 27/00; F25D 23/062; F25D 23/067; F25D 2400/18; F25D 2317/04131; F25D 2317/043; F25D 2317/0651; F25D 2317/0664; F25D 2317/0681; F25D 2317/0683; F25D 2323/00264; F25D

FIG. 1 is a top, front perspective view of a freezer showing our new design;

FIG. 2 is a front elevation view thereof;

FIG. 3 is a rear elevation view thereof;

FIG. 4 is a left side view thereof;

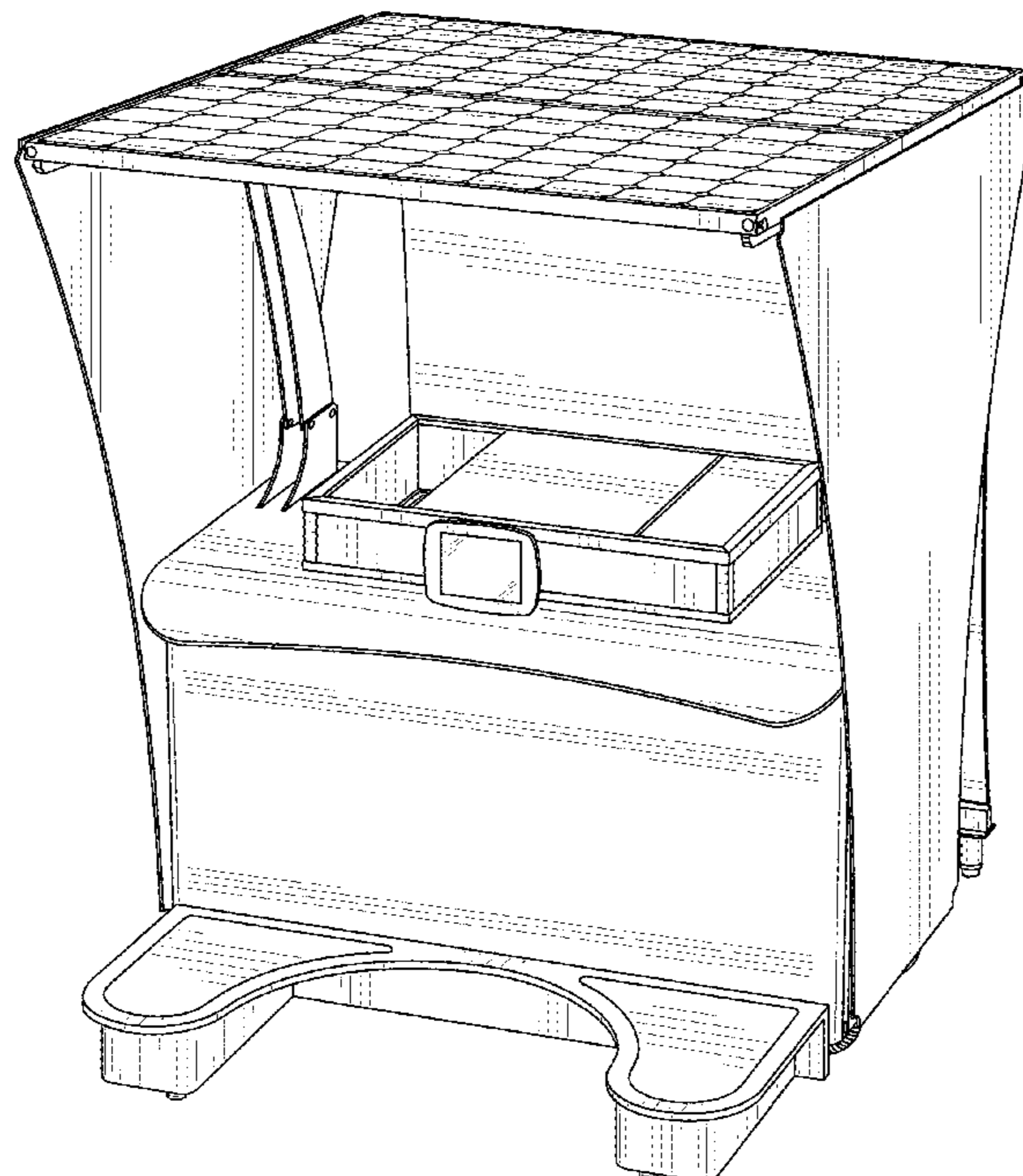
FIG. 5 is a right side view thereof;

FIG. 6 is a top plan view thereof; and,

FIG. 7 is a bottom plan view thereof.

The dashed broken lines in the figures illustrate the portions of the design that form no part of the claimed design.

1 Claim, 7 Drawing Sheets



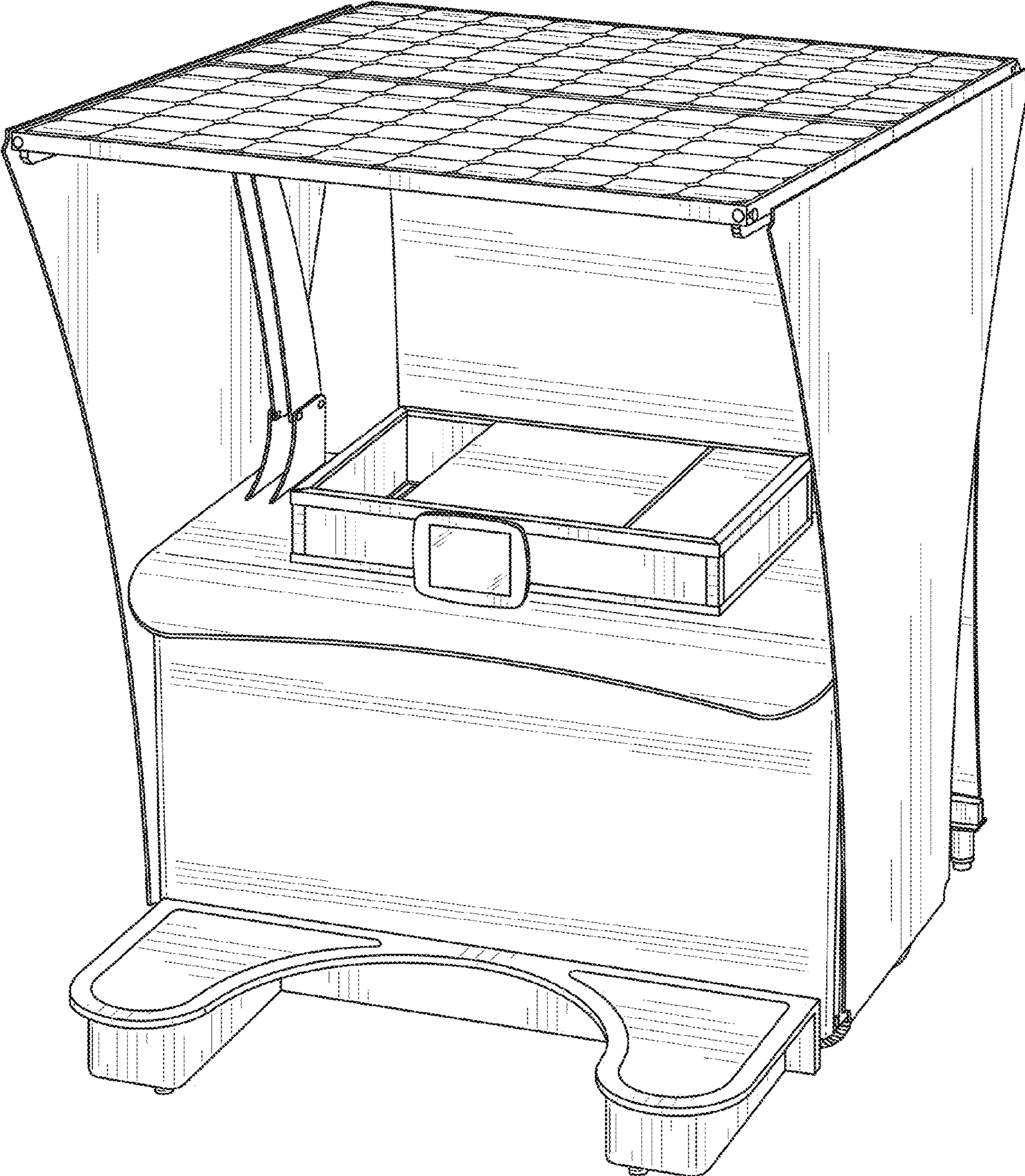


FIG. 1

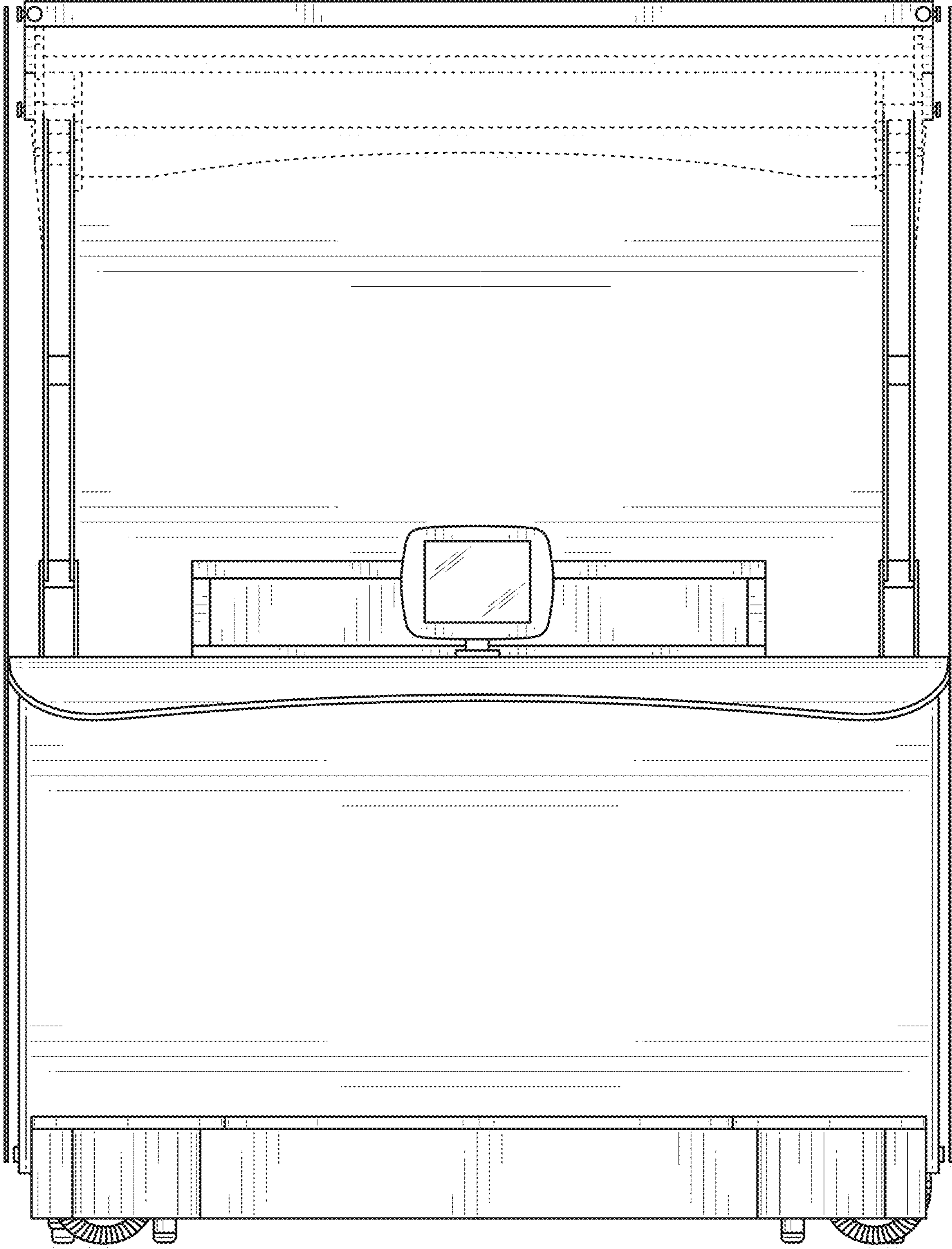


FIG. 2




FIG. 3

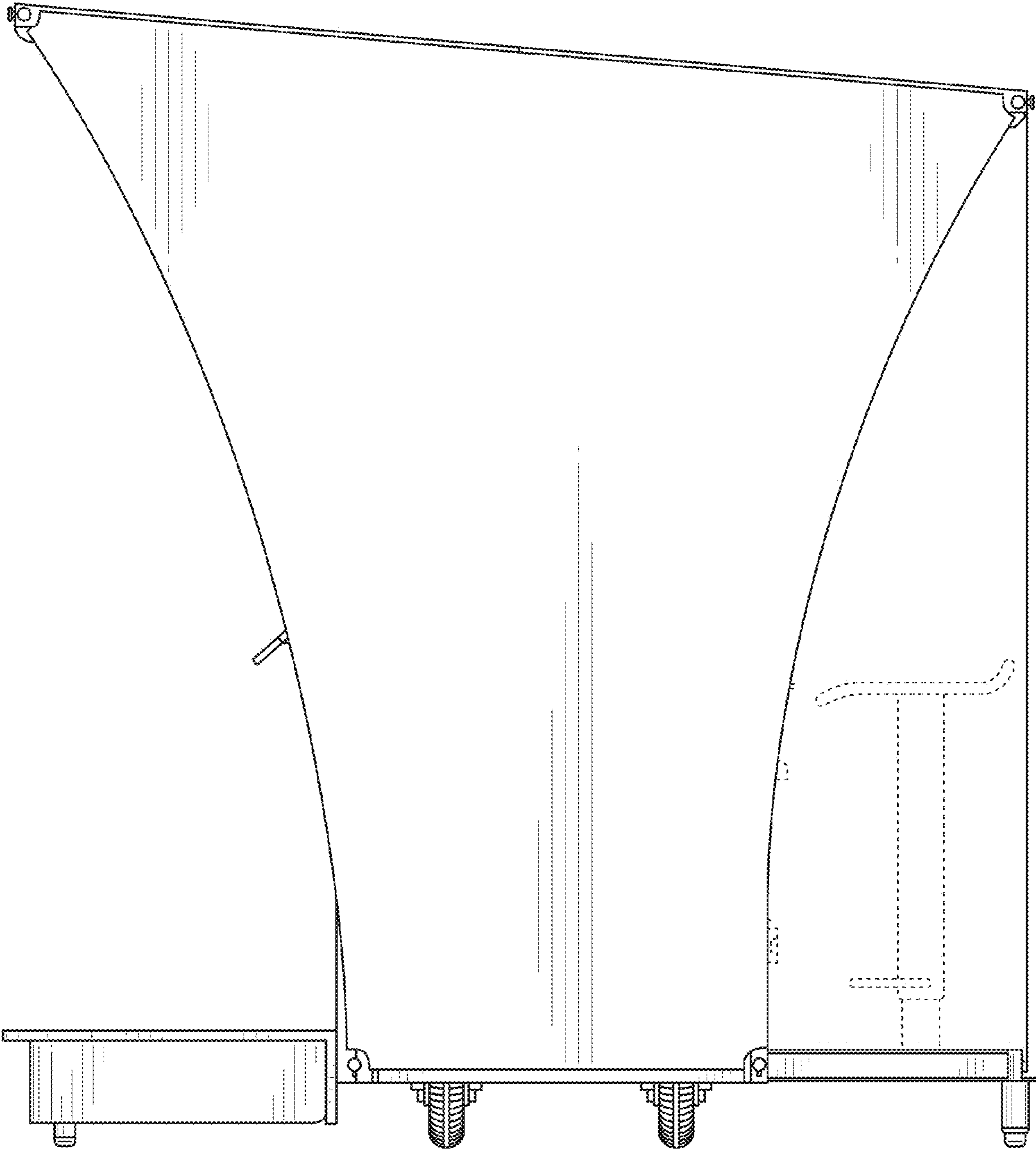


FIG. 4

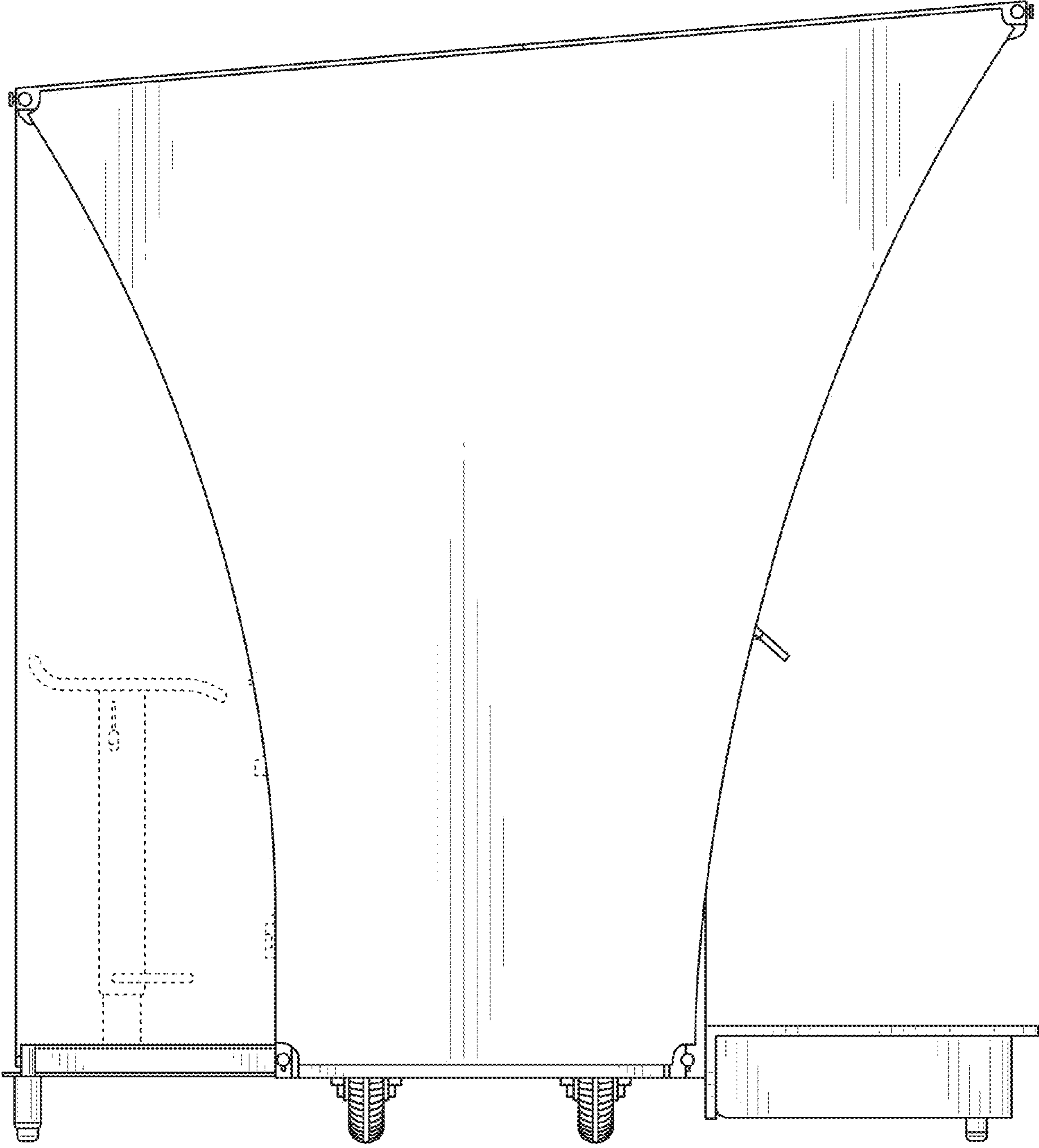


FIG. 5




FIG. 6

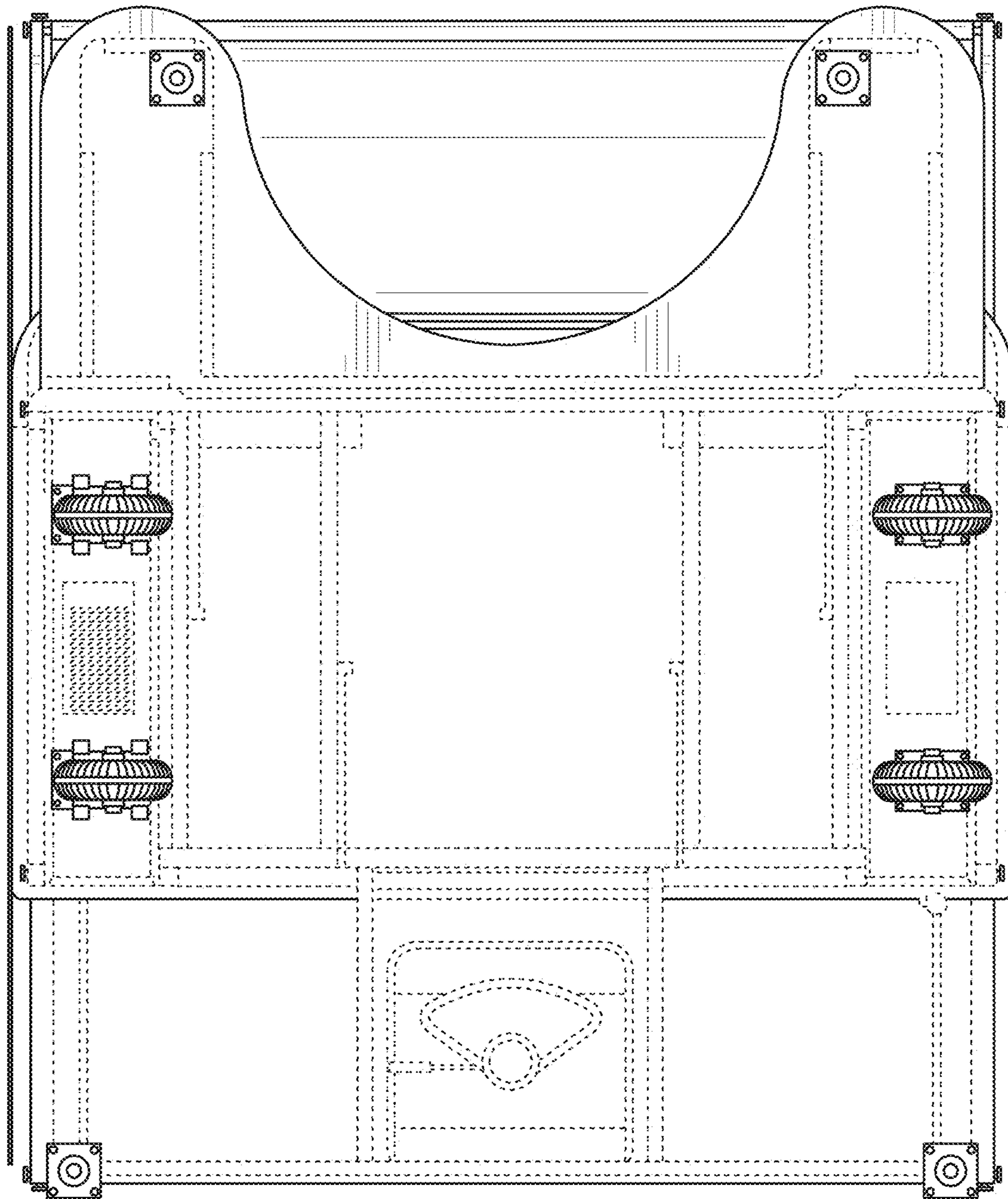


FIG. 7