



US00D904444S

(12) **United States Design Patent** (10) **Patent No.:** **US D904,444 S**  
**Heffernan et al.** (45) **Date of Patent:** **\*\* Dec. 8, 2020**

(54) **DISPLAY SCREEN OR PORTION THEREOF WITH A GRAPHICAL USER INTERFACE**

(71) Applicant: **Canva Pty Ltd.**, Surry Hills (AU)

(72) Inventors: **Hannah Heffernan**, Surry Hills (AU);  
**Cameron Adams**, Surry Hills (AU);  
**Melanie Perkins**, Surry Hills (AU)

(73) Assignee: **Canva Pty Ltd.**

(\*\*) Term: **15 Years**

(21) Appl. No.: **29/722,657**

(22) Filed: **Jan. 31, 2020**

**Related U.S. Application Data**

(62) Division of application No. 29/647,435, filed on May 12, 2018, now Pat. No. Des. 875,761.

(51) **LOC (12) Cl.** ..... **14-04**

(52) **U.S. Cl.**  
USPC ..... **D14/486**

(58) **Field of Classification Search**  
USPC ..... D14/485-95  
CPC .. G06F 3/0481; G06F 3/0482; G06F 3/04812;  
G06F 3/04817; G06F 3/0484; G06F  
3/0485; G06F 3/048; G06F 3/0487; G06F  
3/0488; G06F 3/04883; G06F 3/04886;  
G06F 3/0489; G06F 3/0486; G06F  
3/04842; G06F 3/04845; G06F 3/04847  
See application file for complete search history.

(56) **References Cited**

**U.S. PATENT DOCUMENTS**

D582,924 S	12/2008	Blankenship et al.	
D602,036 S *	10/2009	Kasuya	D14/486
7,956,847 B2	6/2011	Christie	
8,009,179 B2	8/2011	Araki	

D691,160 S	10/2013	Schupp et al.	
D698,801 S *	2/2014	Jung	D14/486
D701,526 S *	3/2014	Poston	D14/486
D706,799 S *	6/2014	Talbot	D14/486
D733,733 S *	7/2015	Bae	D14/486
D735,748 S	8/2015	Francisco et al.	
D737,841 S	9/2015	Francisco et al.	
D744,519 S	12/2015	Tursi et al.	
D745,016 S	12/2015	Lee et al.	
D748,114 S *	1/2016	Leyon	D14/486
D752,078 S	3/2016	Guesnon, Jr.	
D761,294 S *	7/2016	Weeresinghe	D14/486
D766,957 S	9/2016	Giardini	
D768,665 S *	10/2016	Russell	D14/486
D772,261 S *	11/2016	Kothe	D14/486
D773,519 S	12/2016	Hurley et al.	
D790,579 S *	6/2017	Hays	D14/486

(Continued)

*Primary Examiner* — Melanie H Tung

(74) *Attorney, Agent, or Firm* — McDonnell Boehnen Hulbert & Berghoff LLP

(57) **CLAIM**

The ornamental design for a display screen or portion thereof with a graphical user interface, as shown and described.

**DESCRIPTION**

FIG. 1 is a front view of a display screen or portion thereof with a graphical user interface in accordance with the first embodiment; and

FIG. 2 is a front view of a second embodiment thereof;

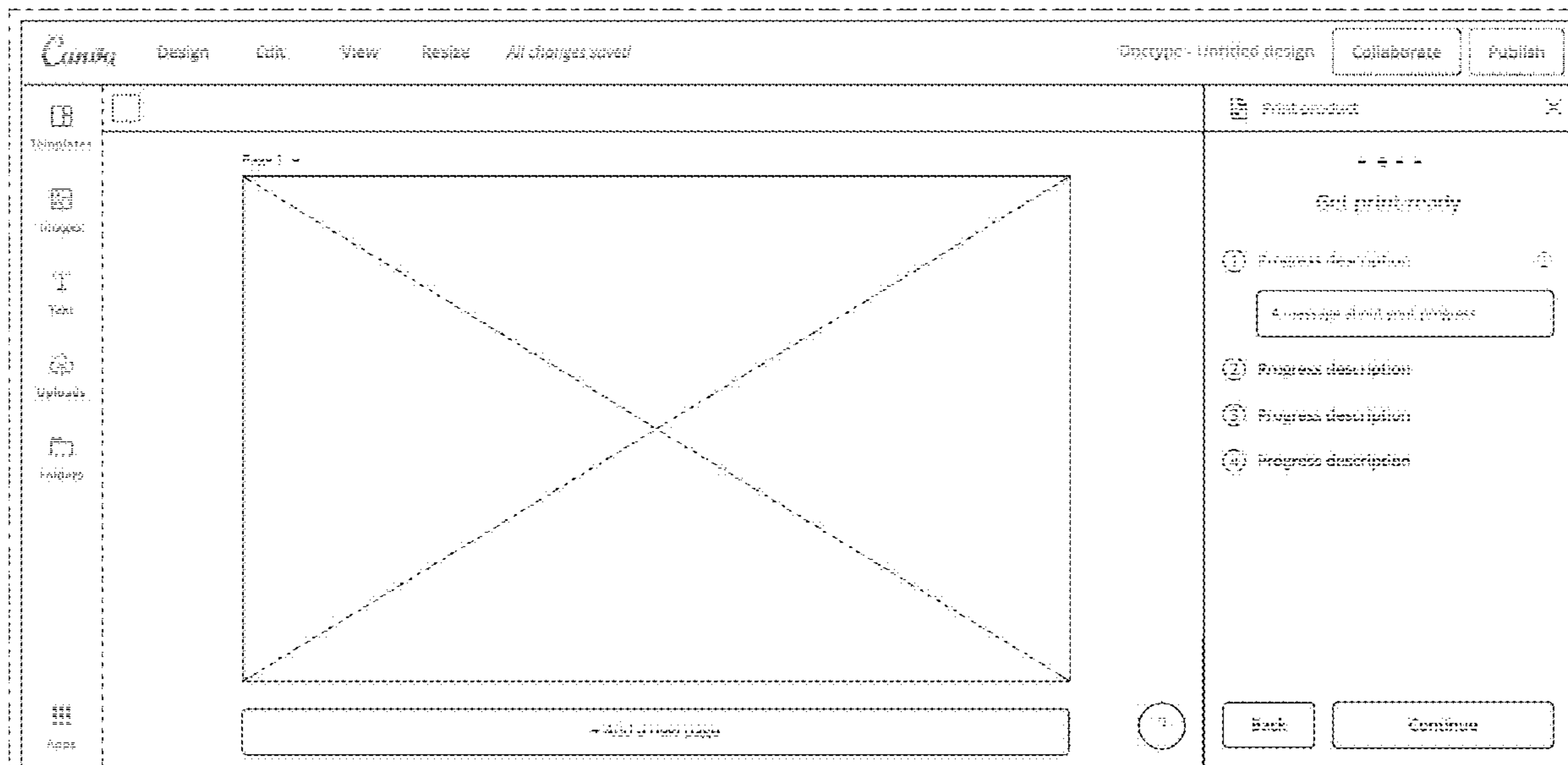
FIG. 3 is a front view of a third embodiment thereof;

FIG. 4 is a front view of a fourth embodiment thereof; and,

FIG. 5 is a front view of a fifth embodiment thereof.

The outermost broken lines illustrate a display screen or portion thereof and form no part of the claimed design. The remaining broken lines, illustrating portions of the graphical user interface, form no part of the claimed design.

**1 Claim, 5 Drawing Sheets**



(56)

**References Cited**

U.S. PATENT DOCUMENTS

D791,153	S	7/2017	Rice et al.	
D791,164	S	7/2017	Rice et al.	
D801,355	S	10/2017	Hoang et al.	
D804,512	S	12/2017	Zhong et al.	
9,910,557	B2	3/2018	Smith	
D816,091	S	4/2018	Gaur et al.	
D816,687	S	5/2018	Spitzer-Cohn et al.	
D820,291	S *	6/2018	Russell .....	D14/486
D822,052	S *	7/2018	Rickes .....	D14/486
D824,413	S	7/2018	Hurst et al.	
D824,937	S	8/2018	Sparandara et al.	
D824,942	S	8/2018	Cooperman et al.	
D825,589	S	8/2018	Sparandara et al.	
D828,374	S	9/2018	Kolbenheyer	
D829,234	S	9/2018	Yuguchi et al.	
2008/0005692	A1	1/2008	Hoblit	
2008/0168361	A1	7/2008	Forstall et al.	
2011/0167389	A1 *	7/2011	Murakami .....	G06F 3/048 715/835
2014/0157204	A1	6/2014	Roberts et al.	
2015/0302889	A1 *	10/2015	Chung .....	G11B 27/34 715/723
2016/0011725	A1	1/2016	D'Argenio et al.	
2017/0148200	A1	5/2017	Shoulson et al.	
2018/0067631	A1	3/2018	Thiercelin et al.	

\* cited by examiner

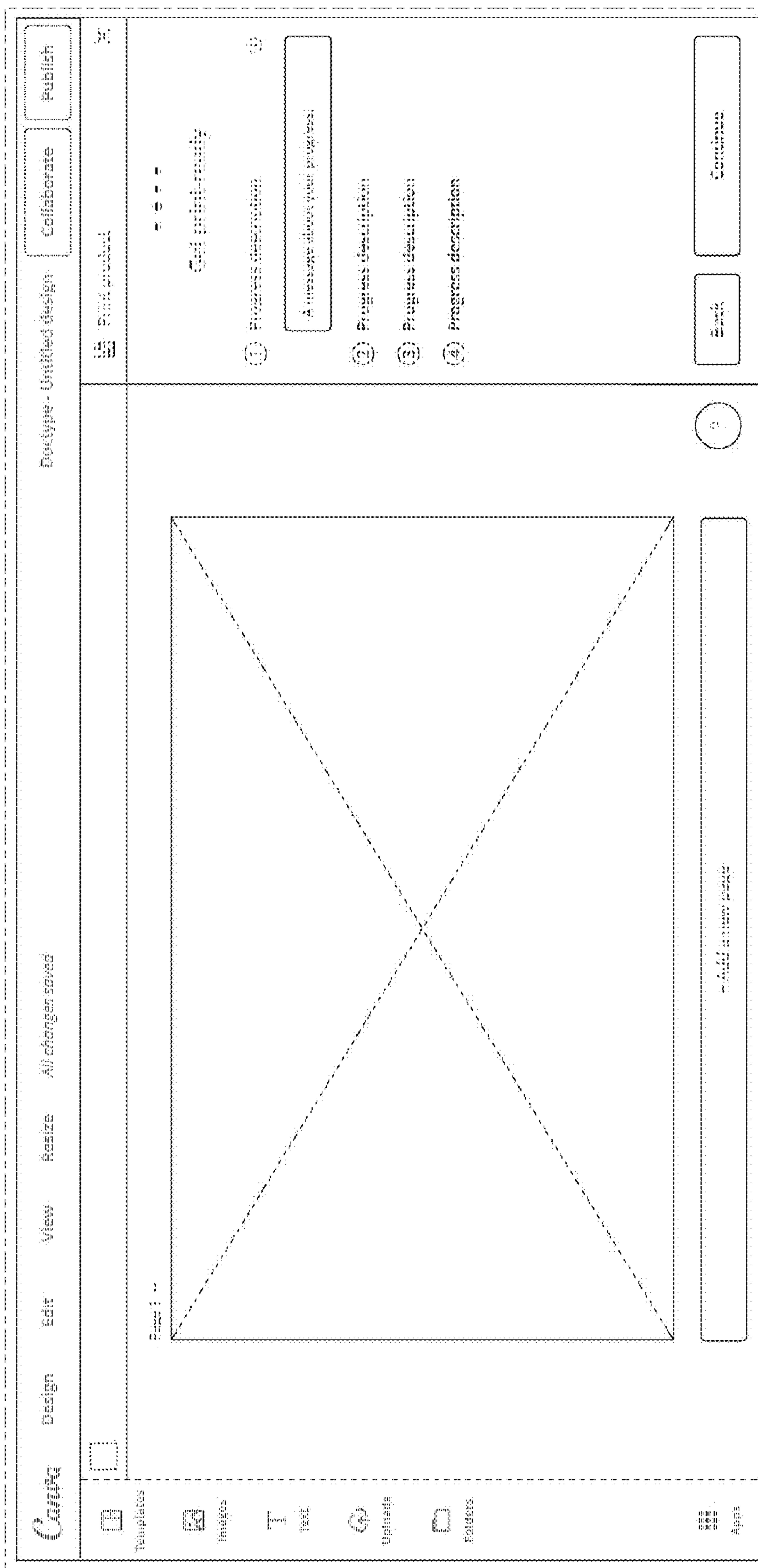


FIG. 1

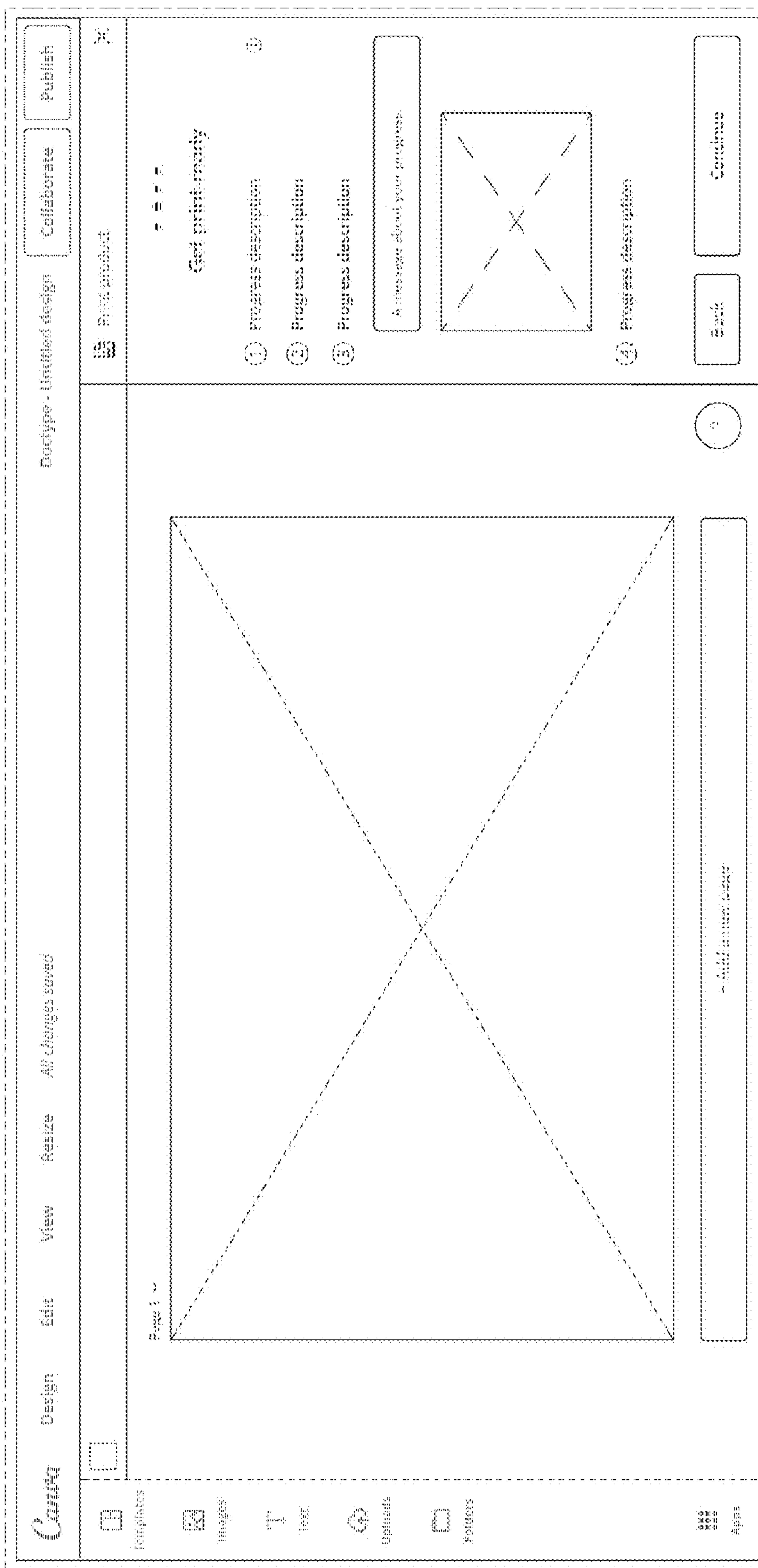


FIG. 2

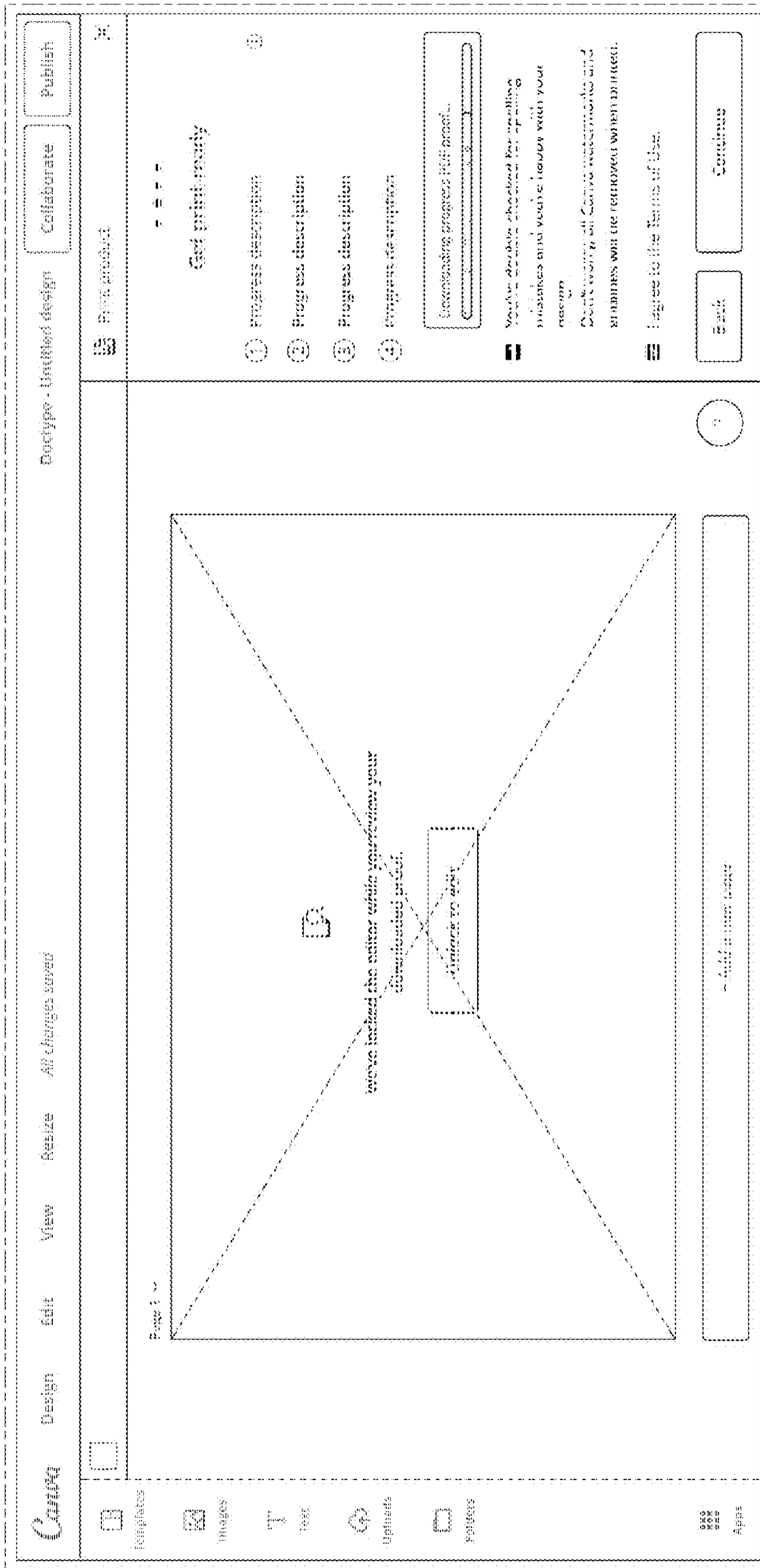


FIG. 3

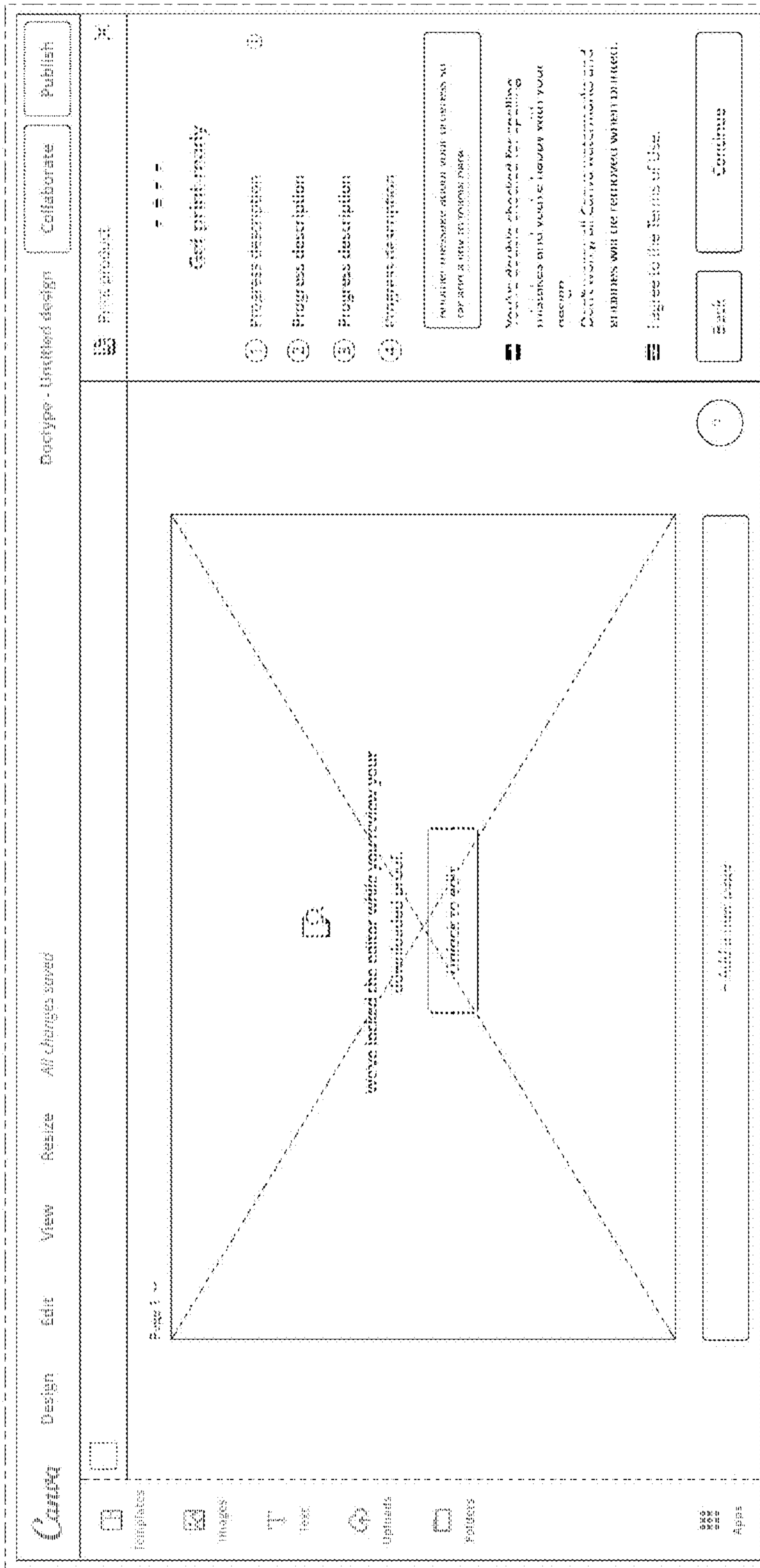


FIG. 4

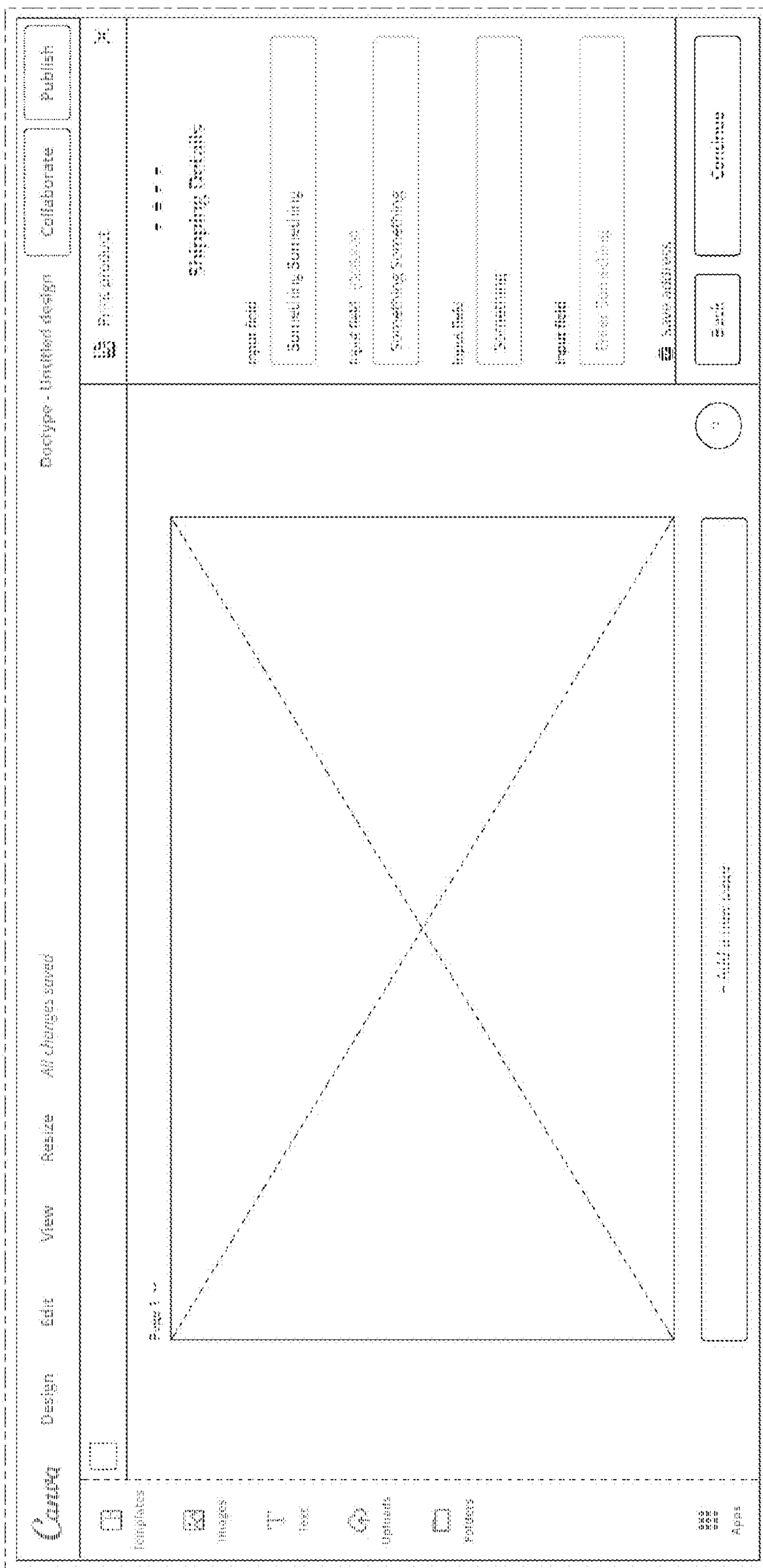


FIG. 5