



US00D904398S

(12) **United States Design Patent**
Park et al.

(10) **Patent No.:** **US D904,398 S**

(45) **Date of Patent:** **** Dec. 8, 2020**

(54) **DISPLAY DEVICE**

(71) Applicant: **Samsung Display Co., Ltd.**, Yongin-si (KR)

(72) Inventors: **Jong Woo Park**, Seongnam-si (KR); **Ju Hee Lee**, Asan-si (KR); **Dae Youn Cho**, Yongin-si (KR); **Young Tae Choi**, Cheonan-si (KR)

(73) Assignee: **Samsung Display Co., Ltd.**, Yongin-si (KR)

(**) Term: **15 Years**

(21) Appl. No.: **29/680,758**

(22) Filed: **Feb. 19, 2019**

(30) **Foreign Application Priority Data**

Aug. 20, 2018 (KR) 30-2018-0038467

(51) **LOC (12) Cl.** **14-02**

(52) **U.S. Cl.**
USPC **D14/341**; D14/138 AC

(58) **Field of Classification Search**
USPC D14/341-346, 203.3, 138 R, 138 AC, D14/126-128
CPC G06F 1/16; G06F 1/1601; G06F 1/1637; H04N 5/64; H05K 5/0204; H05K 5/0017; H05K 5/0217
See application file for complete search history.

(56) **References Cited**

U.S. PATENT DOCUMENTS

D468,441 S * 1/2003 Pham D24/216
D514,590 S * 2/2006 Naruki D14/203.3

D599,768 S * 9/2009 Kim D14/138 AD
D676,013 S * 2/2013 Han D14/138 G
D688,224 S * 8/2013 Kim D14/138 G
D729,939 S * 5/2015 Moon D24/169
D734,286 S * 7/2015 Chu D14/138 G
D792,873 S * 7/2017 Kim D14/248
2006/0121852 A1* 6/2006 Kim H04M 1/05
455/41.2
2008/0188273 A1* 8/2008 You H04M 1/0245
455/575.3

* cited by examiner

Primary Examiner — Barbara Fox

Assistant Examiner — Aram Kwon

(74) *Attorney, Agent, or Firm* — Lewis Roca Rothgerber Christie LLP

(57) **CLAIM**

The ornamental design for a display device, as shown and described.

DESCRIPTION

FIG. 1 is a perspective view of the display device according to the present design;
FIG. 2 is a front view thereof;
FIG. 3 is a rear view thereof;
FIG. 4 is a left side view thereof;
FIG. 5 is a right side view thereof;
FIG. 6 is a top view thereof;
FIG. 7 is a bottom view thereof; and,
FIGS. 8 to 10 illustrate panels of the display device in spread configurations.

The broken lines shown in the drawings show portions of the display device that form no part of the claimed design.

1 Claim, 9 Drawing Sheets

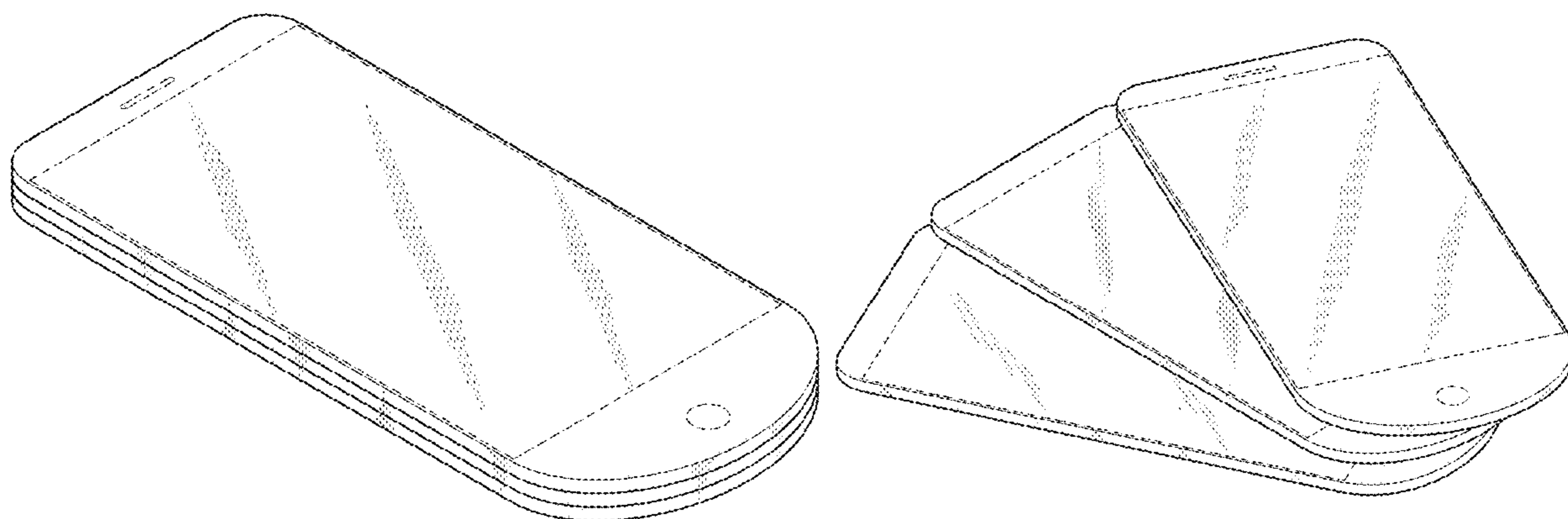


FIG. 1

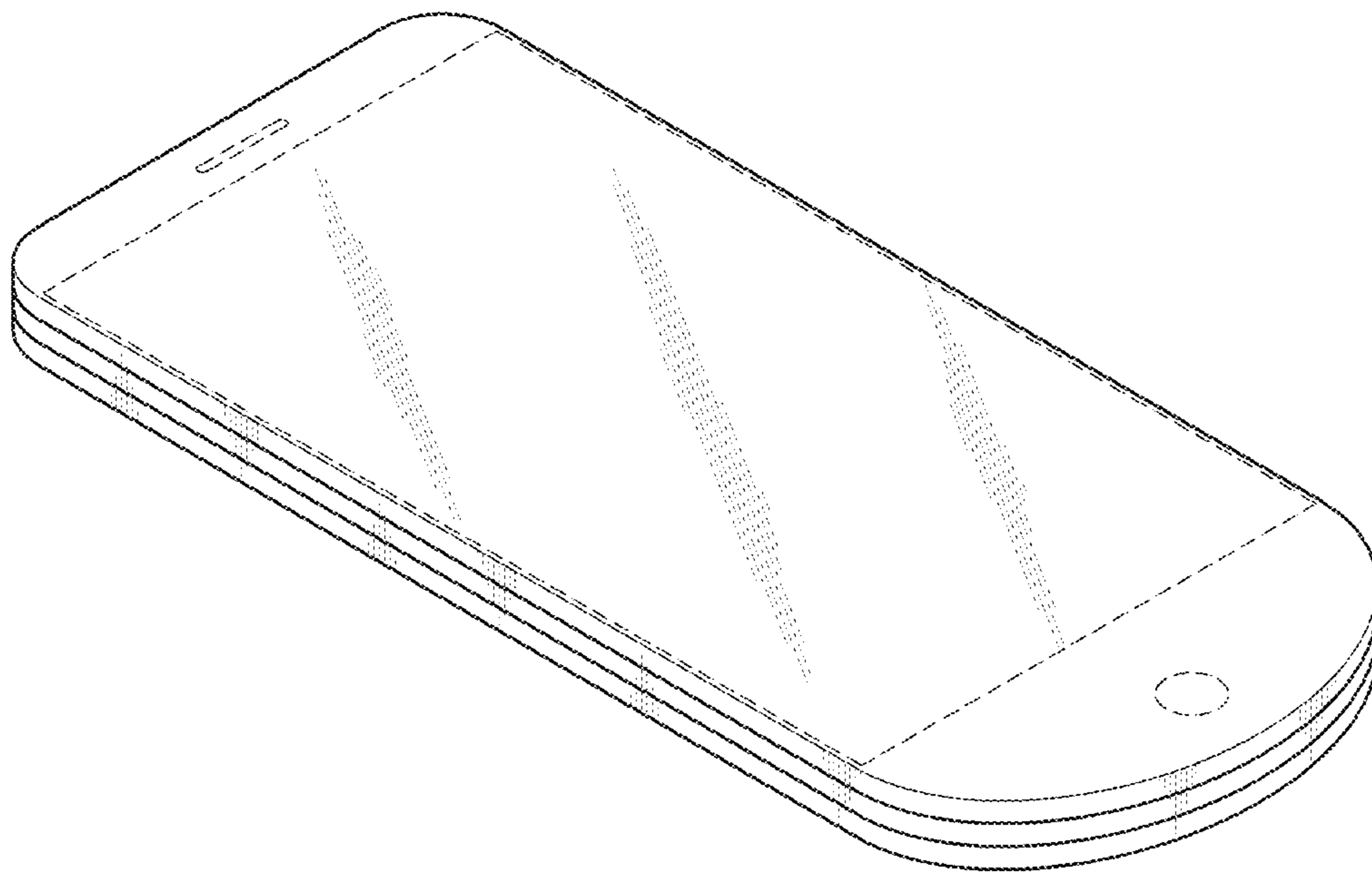


FIG. 2




FIG. 3




FIG. 4



FIG. 5



FIG. 6



FIG. 7



FIG. 8

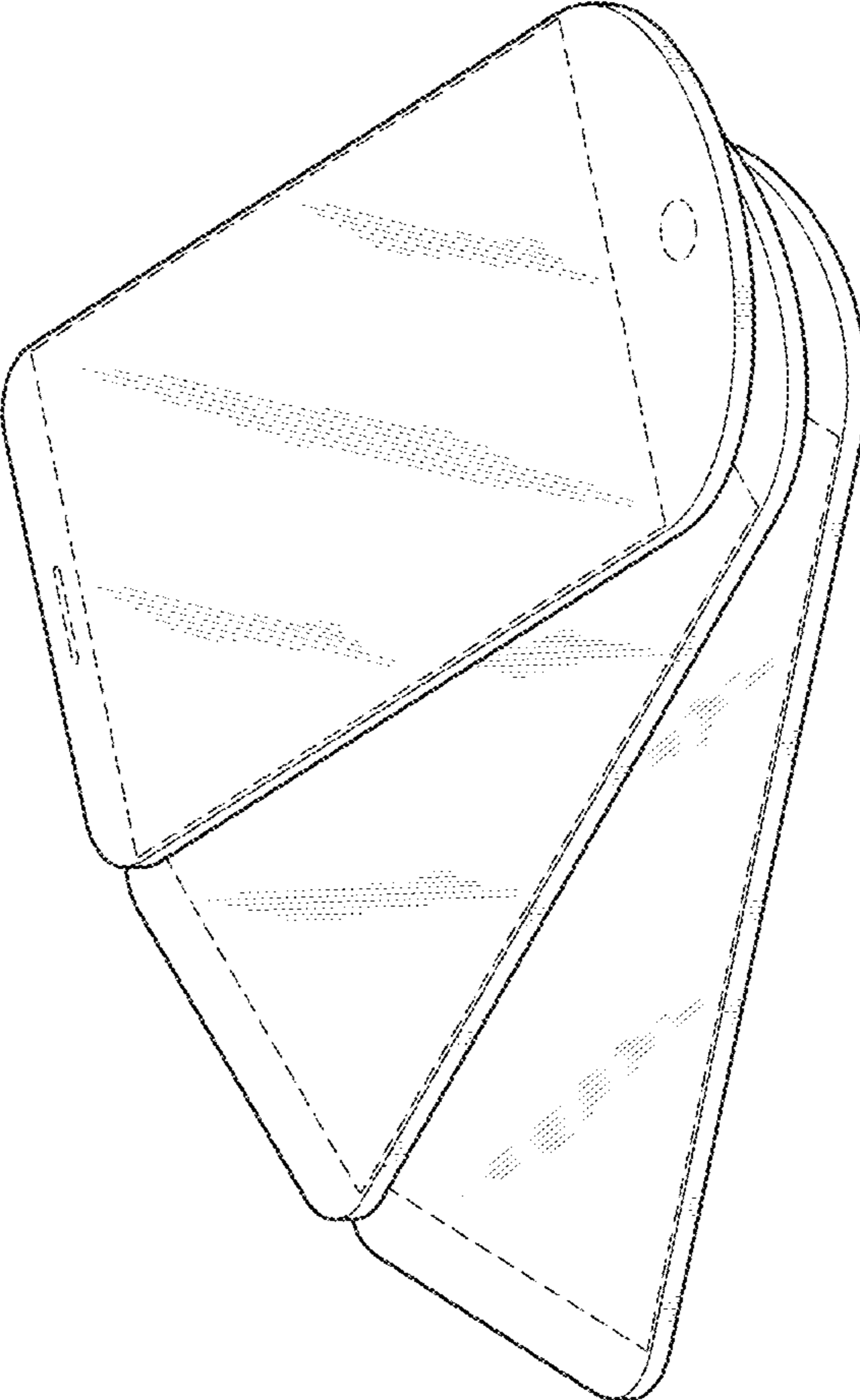


FIG. 9

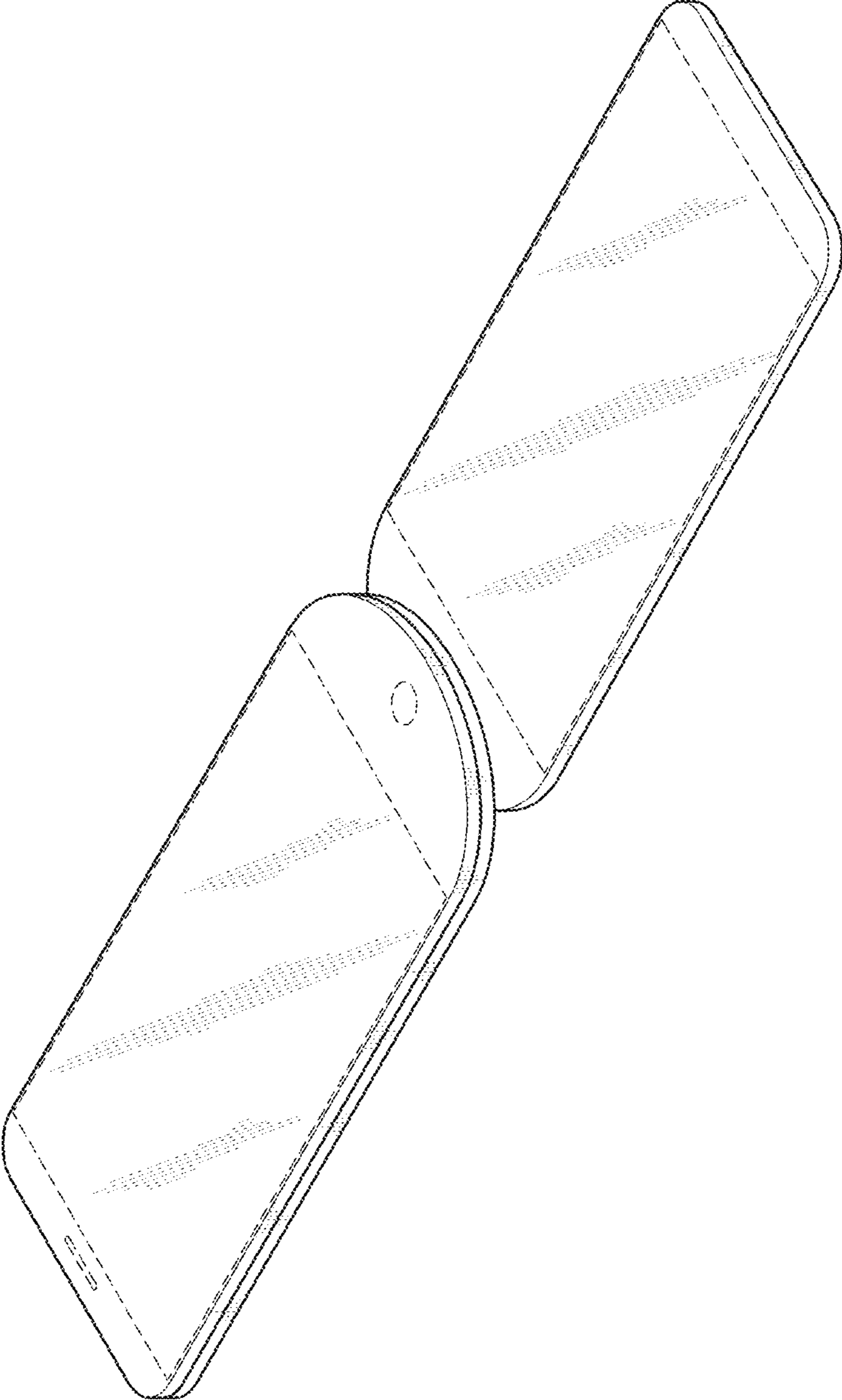


FIG. 10

