



US00D904382S

(12) **United States Design Patent** (10) **Patent No.:** **US D904,382 S**  
**Kim** (45) **Date of Patent:** **\*\* \*Dec. 8, 2020**

- (54) **PHONE CASE**
- (71) Applicant: **Spigen, Inc.**, Irvine, CA (US)
- (72) Inventor: **Woojin Kim**, Fullerton, CA (US)
- (73) Assignee: **Spigen, INC.**, Irvine, CA (US)
- (\*) Notice: This patent is subject to a terminal disclaimer.
- (\*\*) Term: **15 Years**
- (21) Appl. No.: **29/617,788**
- (22) Filed: **Sep. 15, 2017**
- (51) **LOC (12) Cl.** ..... **14-03**
- (52) **U.S. Cl.**  
USPC ..... **D14/250**
- (58) **Field of Classification Search**  
USPC ..... D3/201, 218, 226, 227, 247, 249, 250,  
D3/269, 303; D13/103, 107, 108, 119;  
D14/137, 138 R, 138 AA, 138 C, 138 G,  
D14/172, 192, 203.3–203.7, 217, 238.1,  
D14/247, 248, 250–253, 440, 447  
CPC ..... H04B 1/3888; H04M 1/0283; H04M  
1/0202; A45C 1/06; A45C 2011/002;  
A45C 11/00; A45F 2005/028; A45F  
2200/0525  
See application file for complete search history.

D777,160 S *	1/2017	Kim	.....	D14/250
D785,615 S *	5/2017	Kim	.....	D14/250
D787,493 S *	5/2017	Kim	.....	D14/250
D787,495 S *	5/2017	Kim	.....	D14/250
D791,757 S *	7/2017	Kim	.....	D14/250
D794,008 S *	8/2017	Lee	.....	D14/250
D795,236 S *	8/2017	Kim	.....	D14/250
D843,365 S *	3/2019	Kim	.....	D14/250

\* cited by examiner

*Primary Examiner* — Susan E Krakower  
*Assistant Examiner* — L. A. Grabenstetter  
 (74) *Attorney, Agent, or Firm* — Heedong Chae; Lucem, PC

(57) **CLAIM**

The ornamental design for a phone case, as shown and described.

**DESCRIPTION**

FIG. 1 is a top perspective view showing the top, front, and right sides as well as the inner left interior surface of a phone case;

FIG. 2 is a bottom perspective view showing the bottom, front, and left sides as well as the inner right interior surface of the phone case;

FIG. 3 is a further bottom perspective view showing the bottom, front, and right sides as well as the inner left interior surface of the phone case;

FIG. 4 is a further bottom perspective view showing the bottom, left, and back sides of the phone case;

FIG. 5 is a front elevation view of the phone case;

FIG. 6 is a rear elevation view of the phone case;

FIG. 7 is a left side elevation view of the phone case;

FIG. 8 is a right side elevation view of the phone case;

FIG. 9 is a top plan view of the phone case; and,

FIG. 10 is a bottom plan view of the phone case.

The broken lines in the drawings represent portions of the phone case that form no part of the claimed design.

**1 Claim, 10 Drawing Sheets**

- (56) **References Cited**  
U.S. PATENT DOCUMENTS
- |              |        |             |       |         |
|--------------|--------|-------------|-------|---------|
| D593,750 S * | 6/2009 | Song        | ..... | D3/269  |
| D620,931 S * | 8/2010 | Opman       | ..... | D14/250 |
| D679,694 S * | 4/2013 | Fahrendorff | ..... | D14/250 |
| D684,567 S * | 6/2013 | Murchison   | ..... | D14/250 |
| D721,688 S * | 1/2015 | Du          | ..... | D14/250 |
| D723,535 S * | 3/2015 | Minn        | ..... | D14/250 |
| D776,647 S * | 1/2017 | Kim         | ..... | D14/250 |
| D777,152 S * | 1/2017 | Kim         | ..... | D14/250 |
| D777,157 S * | 1/2017 | Kim         | ..... | D14/250 |

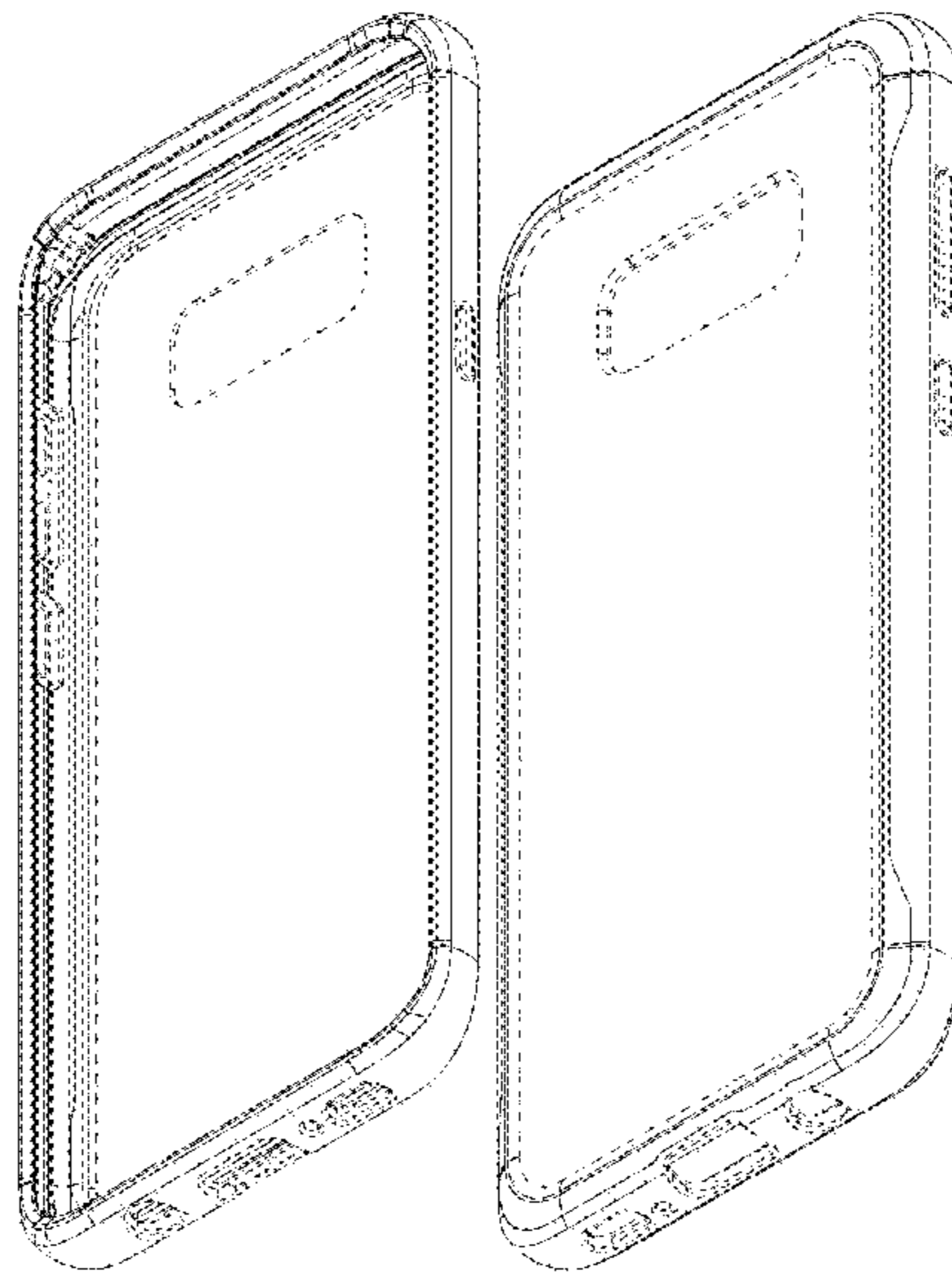


FIG. 1

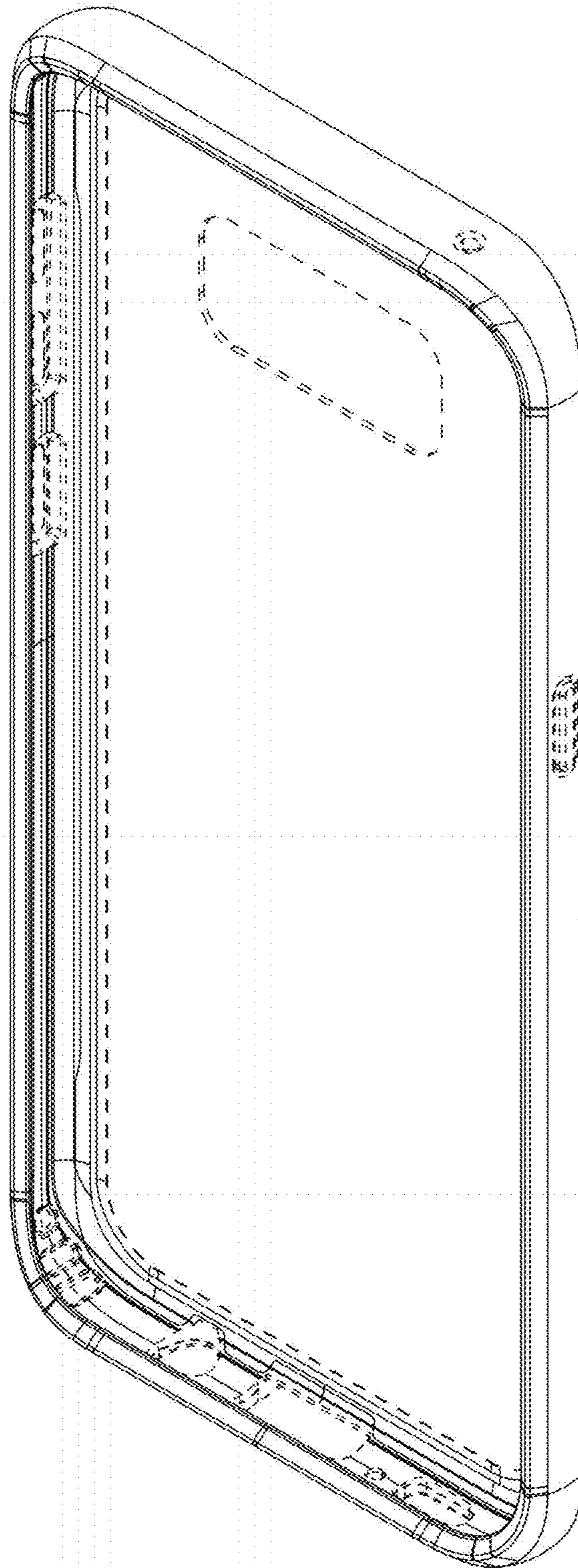


FIG. 2

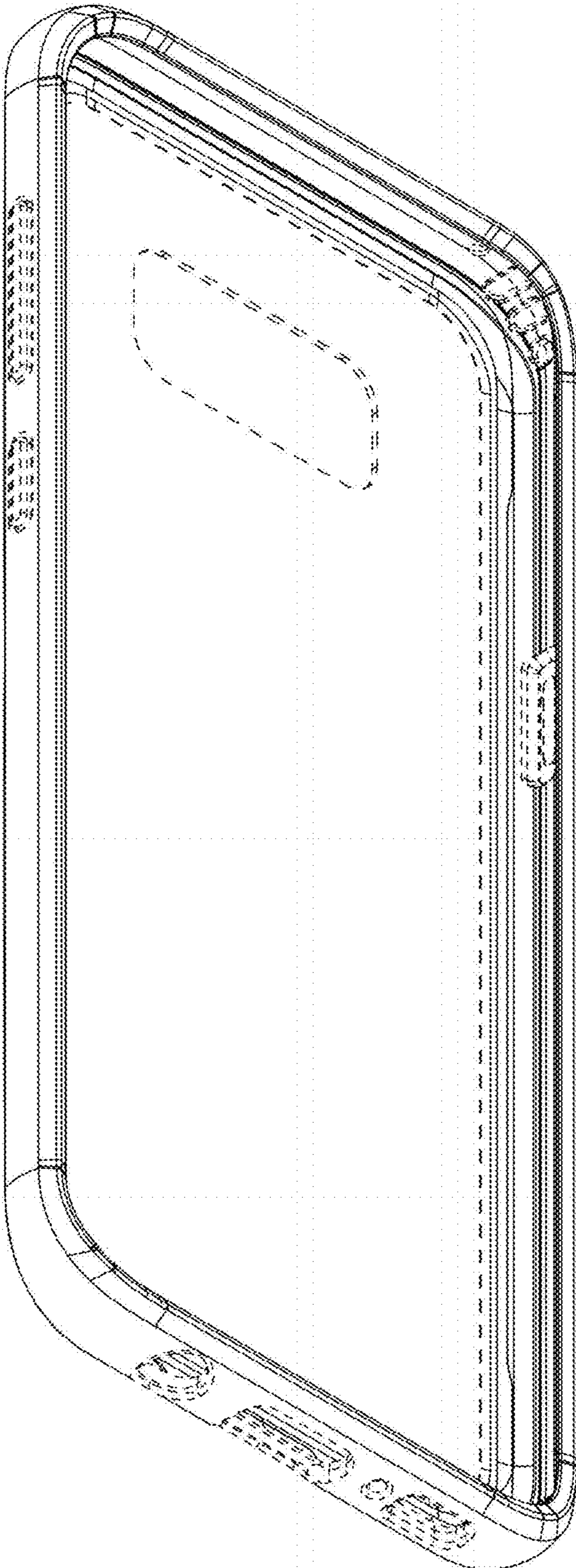


FIG. 3

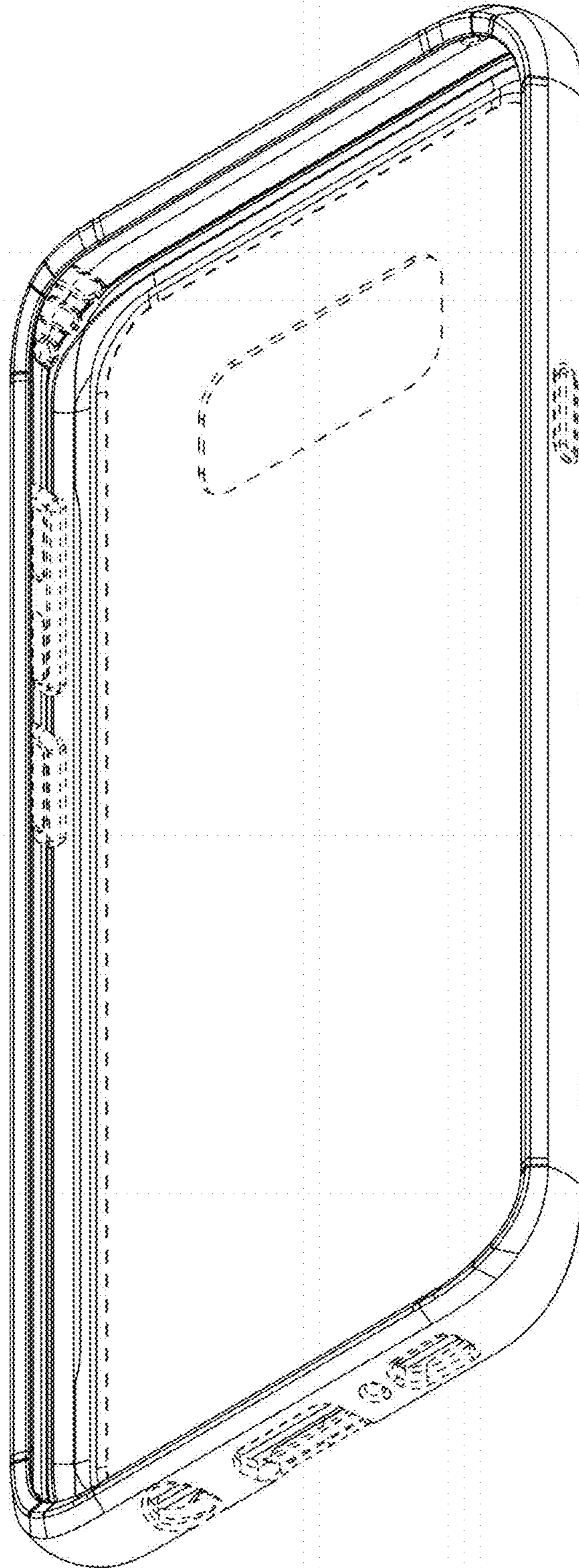


FIG. 4




FIG. 5




FIG. 6




FIG. 7

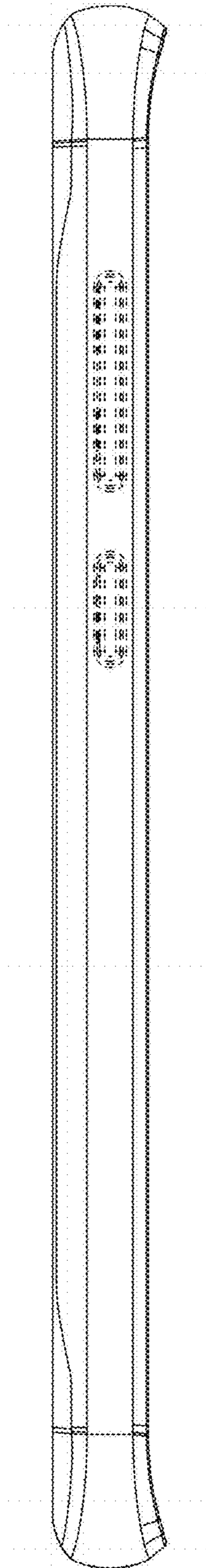




FIG. 8

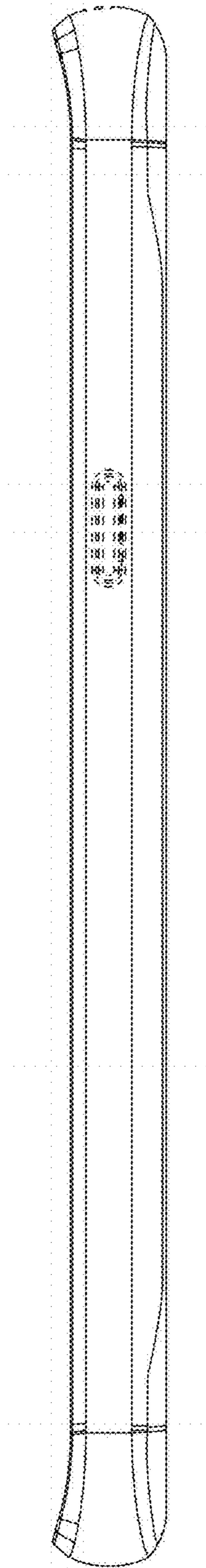


FIG. 9

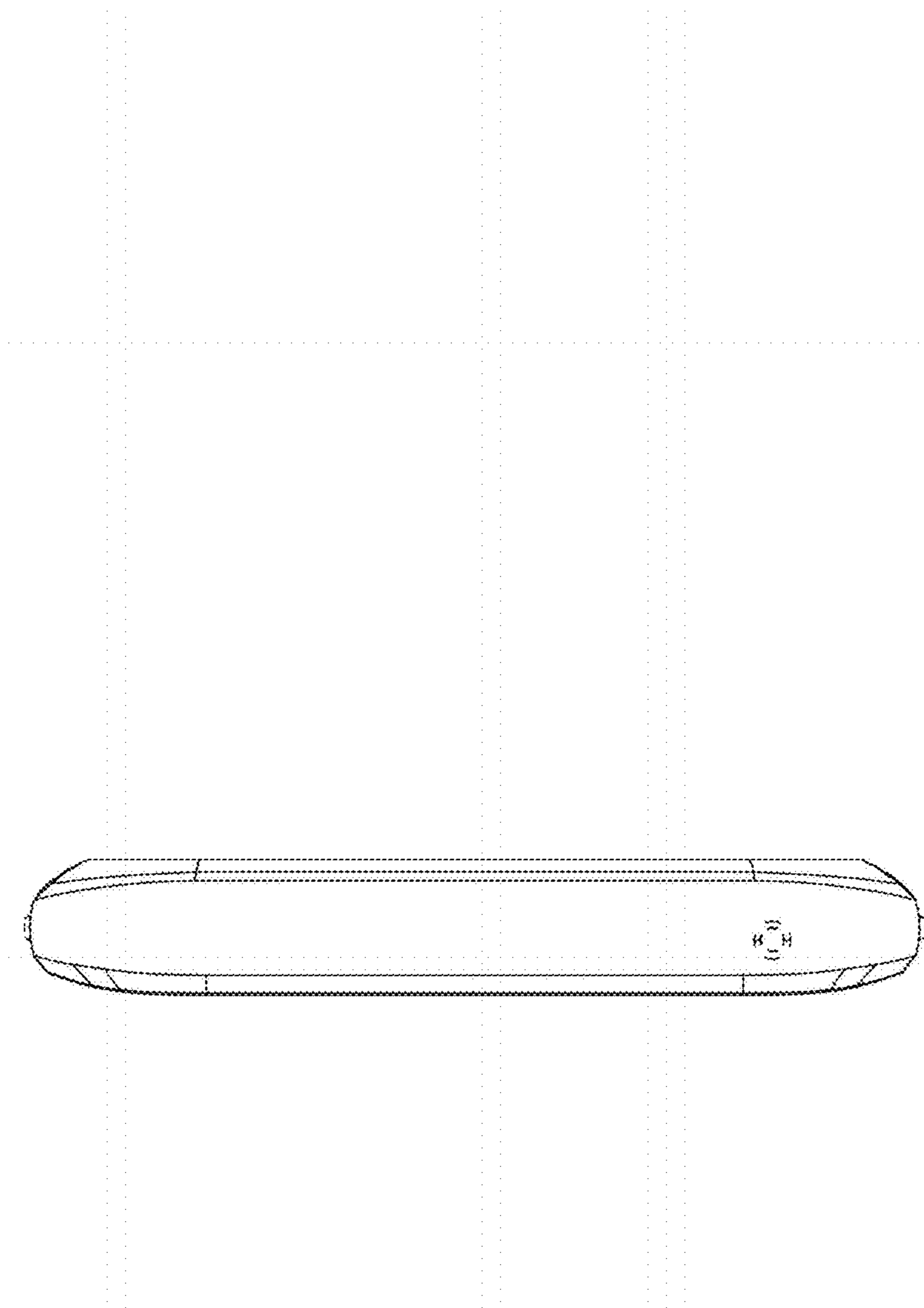


FIG. 10

