



US00D904380S

(12) **United States Design Patent** (10) **Patent No.:** **US D904,380 S**
Seo et al. (45) **Date of Patent:** **** Dec. 8, 2020**

(54) **MOBILE PHONE**
(71) Applicant: **Samsung Electronics Co., Ltd.**,
Suwon-si (KR)
(72) Inventors: **Jae-Hun Seo**, Suwon-si (KR);
Won-Kyu Sung, Seongnam-si (KR)
(73) Assignee: **SAMSUNG ELECTRONICS CO.,**
LTD., Suwon-si (KR)
(**) Term: **15 Years**
(21) Appl. No.: **29/717,564**
(22) Filed: **Dec. 18, 2019**

D757,713 S * 5/2016 Yamazaki D14/341
D786,816 S * 5/2017 Choo D14/138 AA
D796,499 S * 9/2017 Lee D14/341
D798,835 S * 10/2017 Kim D14/138 G
D803,176 S * 11/2017 Cho D14/138 G
D804,443 S * 12/2017 Kang D14/138 AB
D825,518 S * 8/2018 Kikuchi D14/138 AB
D827,604 S * 9/2018 Seo D14/138 AB
D828,318 S * 9/2018 Seo D14/138 AB
D828,319 S * 9/2018 Seo D14/138 AB
D829,186 S * 9/2018 Kim D14/138 G
D842,831 S * 3/2019 Kim D14/138 G
D848,390 S * 5/2019 Cha D14/138 G
D849,707 S * 5/2019 Choi D14/138 G
D849,708 S * 5/2019 Park D14/138 G
D849,709 S * 5/2019 Choi D14/138 G
D856,293 S * 8/2019 Seo D14/138 G
D856,955 S * 8/2019 Seo D14/138 G
D859,341 S * 9/2019 Kang D14/138 AB

(Continued)

Related U.S. Application Data

(62) Division of application No. 29/678,961, filed on Jan. 31, 2019.

Primary Examiner — Bridget L Eland

(74) *Attorney, Agent, or Firm* — McAndrews Held & Malloy, Ltd.

(30) **Foreign Application Priority Data**

Aug. 1, 2018 (KR) 30-2018-0035755

(51) **LOC (12) Cl.** **14-03**

(52) **U.S. Cl.**
USPC **D14/248**

(58) **Field of Classification Search**
USPC D14/138 G, 248, 341, 371, 374, 138 R,
D14/138 AA, 138 AB, 138 AC, 138 AD,
D14/138 C, 247
CPC H04M 1/02; H04M 1/0279; H04M 1/0202;
H04M 1/0283; H04M 1/0268
See application file for complete search history.

(56) **References Cited**

U.S. PATENT DOCUMENTS

D627,343 S * 11/2010 Andre D14/203.7
D707,214 S * 6/2014 Reivo D14/248
D723,494 S * 3/2015 Skafdrup D14/138 G

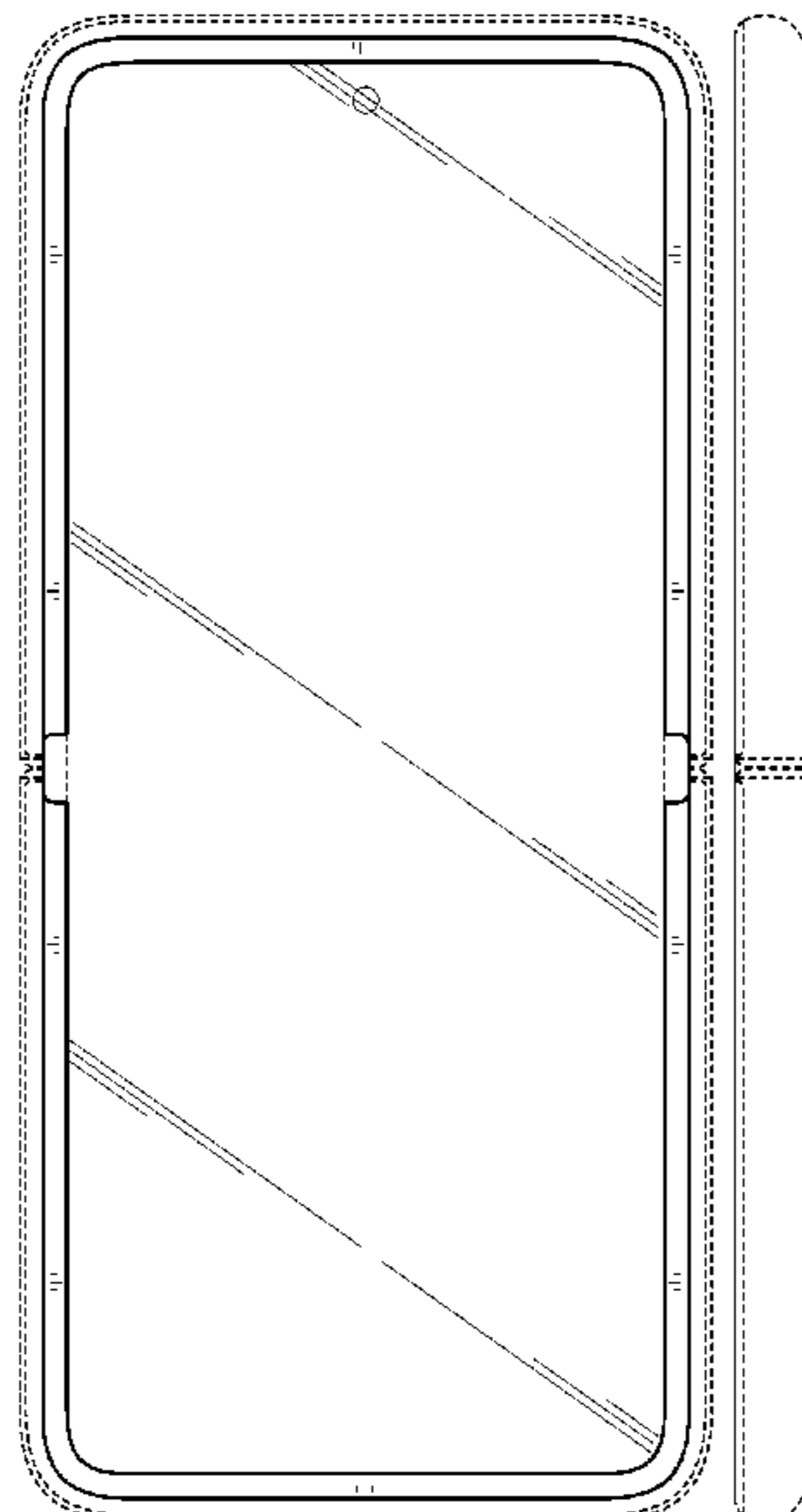
(57) **CLAIM**

The ornamental design for a mobile phone, as shown and described.

DESCRIPTION

FIG. 1 is a front perspective view of a mobile phone showing our new design;
FIG. 2 is a front elevation view thereof;
FIG. 3 is a rear elevation view thereof;
FIG. 4 is a left side elevation view thereof;
FIG. 5 is a right side elevation view thereof;
FIG. 6 is a top plan view thereof; and,
FIG. 7 is a bottom plan view thereof.
The evenly-spaced dashed broken lines in the figures depict portions of the mobile phone that form no part of the claimed design.

1 Claim, 7 Drawing Sheets



(56)

References Cited

U.S. PATENT DOCUMENTS

D864,142 S * 10/2019 Fan D14/138 AD
D869,423 S * 12/2019 Cho D14/138 G
D872,076 S * 1/2020 Kim D14/341
10,609,190 B2 * 3/2020 Chen H04M 1/0268
10,716,228 B2 * 7/2020 You H05K 5/0226
2019/0166703 A1 * 5/2019 Kim H05K 5/0017
2019/0245955 A1 * 8/2019 Lee G06F 1/1616
2020/0125144 A1 * 4/2020 Chung G06F 3/04886
2020/0162596 A1 * 5/2020 Kim H05K 1/148
2020/0177714 A1 * 6/2020 Jung H04M 1/0243

* cited by examiner

FIG. 1

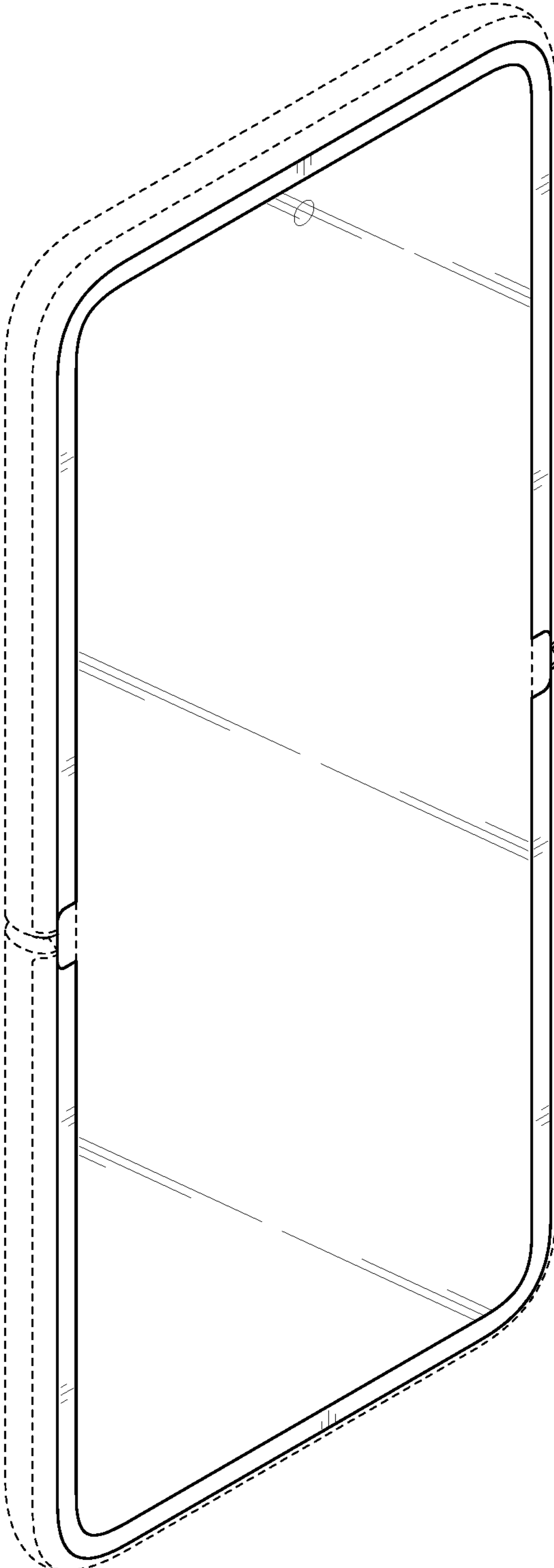


FIG. 2

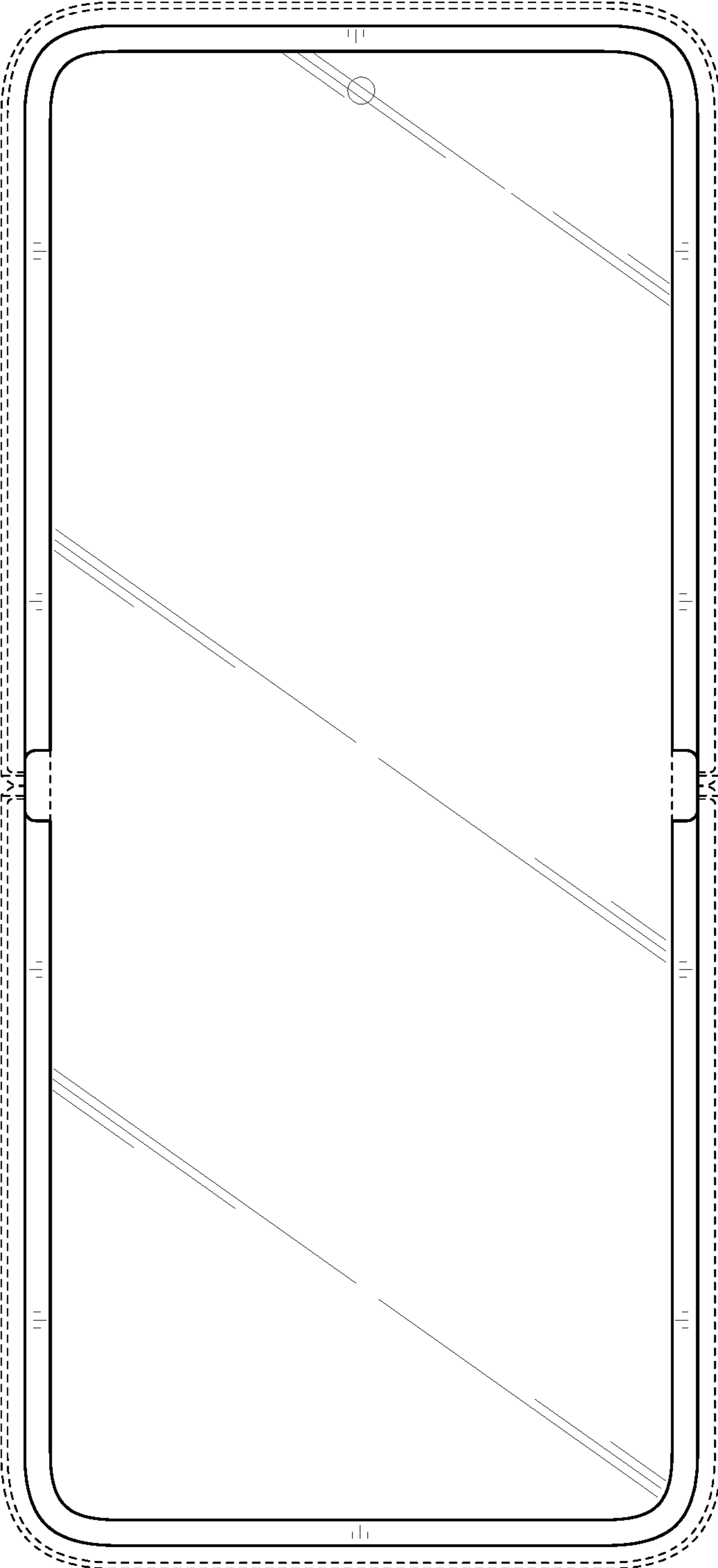


FIG. 3

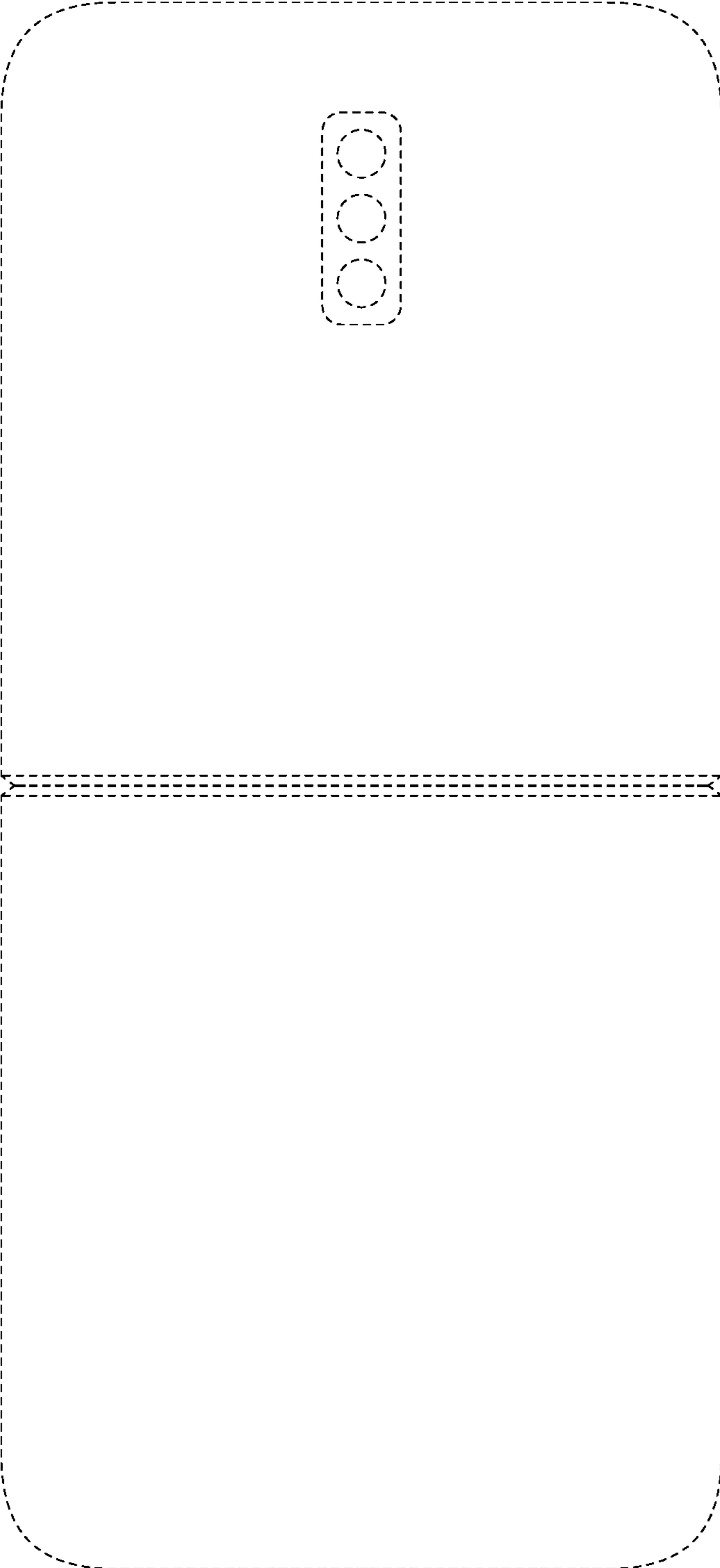


FIG. 4

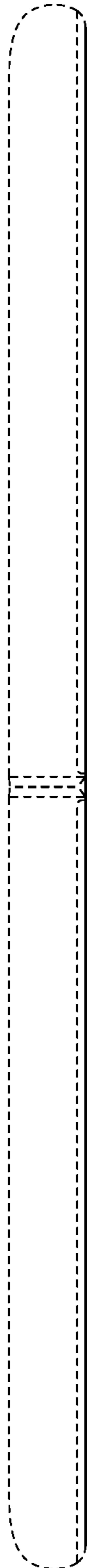


FIG. 5

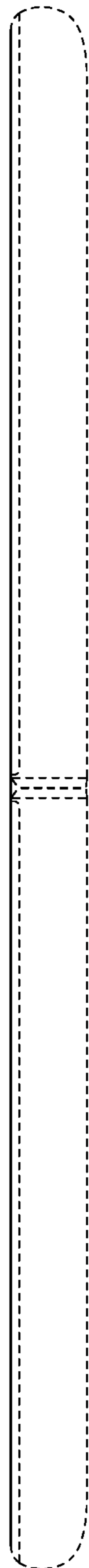


FIG. 6



FIG. 7

