



US00D904374S

(12) **United States Design Patent** (10) **Patent No.:** **US D904,374 S**
Seo et al. (45) **Date of Patent:** **** *Dec. 8, 2020**

(54) **MOBILE PHONE**
(71) Applicant: **Samsung Electronics Co., Ltd.**,
Suwon-si (KR)
(72) Inventors: **Jae-Hun Seo**, Suwon-si (KR);
Won-Kyu Sung, Seongnam-si (KR)
(73) Assignee: **SAMSUNG ELECTRONICS CO., LTD.**,
Suwon-si (KR)
(*) Notice: This patent is subject to a terminal disclaimer.
(**) Term: **15 Years**
(21) Appl. No.: **29/678,975**
(22) Filed: **Jan. 31, 2019**

(30) **Foreign Application Priority Data**
Aug. 1, 2018 (KR) 30-2018-0035750
(51) **LOC (12) Cl.** **14-03**
(52) **U.S. Cl.**
USPC **D14/248**
(58) **Field of Classification Search**
USPC D14/138 G, 248, 341, 371, 374, 138 R,
D14/138 AA, 138 AB, 138 AC, 138 AD,
D14/138 C, 247
CPC H04M 1/02; H04M 1/0279; H04M 1/0202;
H04M 1/0283; H04M 1/0268
See application file for complete search history.

(56) **References Cited**
U.S. PATENT DOCUMENTS
D595,286 S * 6/2009 Mitchell D14/248
D638,847 S * 5/2011 Woods D14/486
D639,805 S * 6/2011 Song D14/138 G
D666,198 S * 8/2012 Van Den Nieuwenhuizen
D14/341

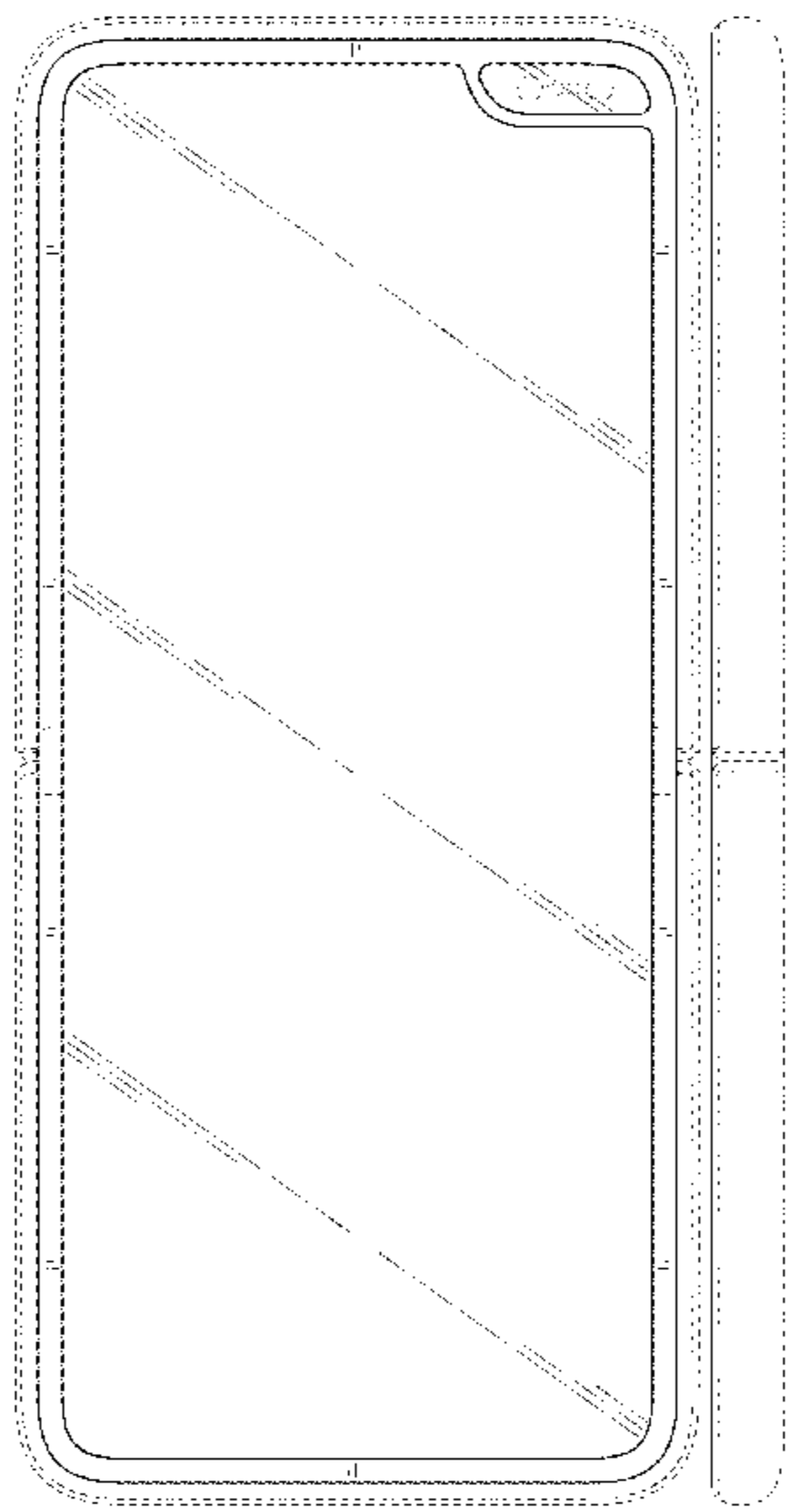
D666,981 S * 9/2012 Kim D14/138 G
D673,560 S * 1/2013 Kim D14/341
D676,818 S * 2/2013 Park D14/138 G
D697,885 S * 1/2014 Park D14/138 G
D698,785 S * 2/2014 Canizares D14/341
D704,672 S * 5/2014 Chen D14/138 G
D707,214 S * 6/2014 Reivo D14/248
D715,794 S * 10/2014 Zhou D14/341
D746,285 S * 12/2015 Okabe D14/345
D778,253 S * 2/2017 Kwak D14/138 AB
D783,608 S * 4/2017 Park D14/203.4
D788,773 S * 6/2017 Seo D14/345
D788,774 S * 6/2017 Seo D14/345
D794,004 S * 8/2017 Kwon D14/248
D794,005 S * 8/2017 Kwon D14/248
D794,623 S * 8/2017 Kwon D14/248
D798,851 S * 10/2017 Kim D14/248
D800,710 S * 10/2017 Ryu D14/248
D810,041 S * 2/2018 Lee D14/138 AB
D825,513 S * 8/2018 Seo D14/138 AB
D825,518 S * 8/2018 Kikuchi D14/138 AB
(Continued)

Primary Examiner — Bridget L Eland
(74) Attorney, Agent, or Firm — McAndrews Held & Malloy, Ltd.

(57) **CLAIM**
The ornamental design for a mobile phone, as shown and described.

DESCRIPTION
FIG. 1 is a front perspective view of a mobile phone showing our new design;
FIG. 2 is a front elevation view thereof;
FIG. 3 is a rear elevation view thereof;
FIG. 4 is a left side elevation view thereof;
FIG. 5 is a right side elevation view thereof;
FIG. 6 is a top plan view thereof; and,
FIG. 7 is a bottom plan view thereof.
The evenly-spaced dashed broken lines in the figures depict portions of the mobile phone that form no part of the claimed design.

1 Claim, 7 Drawing Sheets



(56)

References Cited

U.S. PATENT DOCUMENTS

D826,203	S *	8/2018	Seo	D14/138 AB
D826,889	S *	8/2018	Seo	D14/138 AB
D827,604	S *	9/2018	Seo	D14/138 AB
D828,318	S *	9/2018	Seo	D14/138 AB
D828,319	S *	9/2018	Seo	D14/138 AB
D831,602	S *	10/2018	Ryu	D14/138 G
D841,633	S *	2/2019	Kim	D14/248
D842,833	S *	3/2019	Seo	D14/138 AB
D842,834	S *	3/2019	Seo	D14/138 AB
D869,423	S *	12/2019	Cho	D14/138 G
2013/0307816	A1 *	11/2013	Lee	G06F 1/1652
					345/174
2019/0166703	A1 *	5/2019	Kim	H05K 5/0017
2019/0245955	A1 *	8/2019	Lee	G06F 1/1616
2019/0339739	A1 *	11/2019	Park	G06F 1/1681

* cited by examiner

FIG. 1

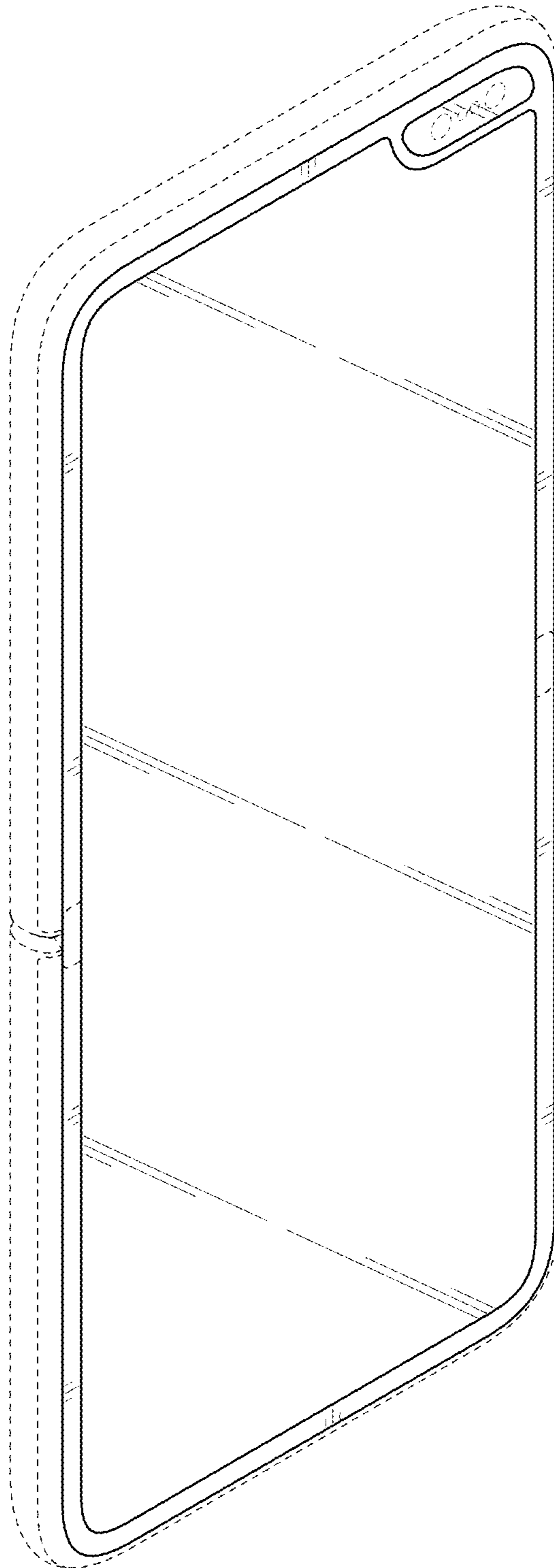


FIG. 2

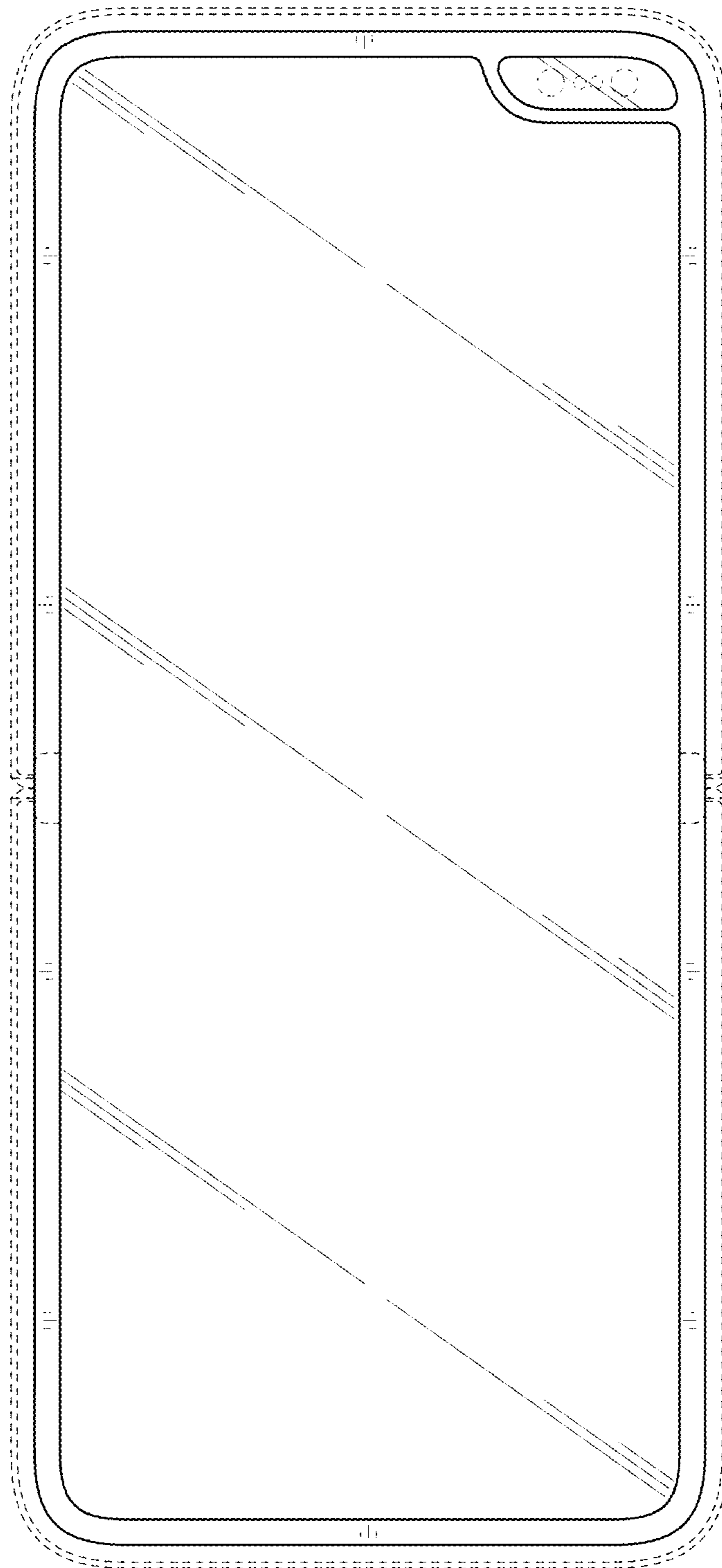


FIG. 3




FIG. 4



FIG. 5

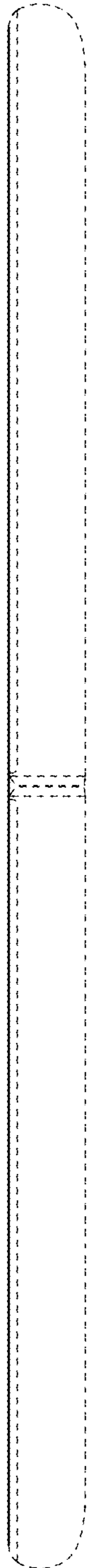


FIG. 6



FIG. 7

