



US00D904351S

(12) **United States Design Patent**
Zhang

(10) **Patent No.:** **US D904,351 S**

(45) **Date of Patent:** **** Dec. 8, 2020**

(54) **WIRELESS HEADSET**

(71) Applicant: **Qin Zhang**, Tongling (CN)

(72) Inventor: **Qin Zhang**, Tongling (CN)

(**) Term: **15 Years**

(21) Appl. No.: **29/739,645**

(22) Filed: **Jun. 28, 2020**

(30) **Foreign Application Priority Data**

Feb. 11, 2020 (CN) 2020 3 0048841

(51) **LOC (12) Cl.** **14-01**

(52) **U.S. Cl.**
USPC **D14/223**

(58) **Field of Classification Search**
USPC D14/223, 205; D24/174; 128/864, 865,
128/866; 381/380, 381; 455/90.3, 575.1,
455/569.1
CPC H04R 1/10; H04R 25/00; H04R 25/02;
H04R 1/1066; H04R 1/1016; H04R
1/1041; H04R 1/1058; H04R 1/105;
H04R 1/1091

See application file for complete search history.

(56) **References Cited**

U.S. PATENT DOCUMENTS

D499,397 S * 12/2004 Hlas D14/223
D554,109 S * 10/2007 Ledbetter D14/223
D555,152 S * 11/2007 Wang D14/223
D557,689 S * 12/2007 Huang D14/223
D572,703 S * 7/2008 Ledbetter D14/205
D576,154 S * 9/2008 Ledbetter D14/223
D583,804 S * 12/2008 Mahler D14/223
D618,211 S * 6/2010 Oguro D14/205
D633,086 S * 2/2011 Chen D14/223
D641,738 S * 7/2011 Perez D14/223
D643,417 S * 8/2011 Lee D14/223
D662,493 S * 6/2012 Chen D14/223

D679,267 S * 4/2013 Lee D14/223
D687,418 S * 8/2013 Godfrey D14/223
D707,206 S * 6/2014 Akana et al.
D738,864 S * 9/2015 Lee D14/223
D741,287 S * 10/2015 Harata D14/205
D742,860 S * 11/2015 Miyake D14/223
D762,196 S * 7/2016 Hsieh D14/223
D770,412 S * 11/2016 Son
D784,298 S * 4/2017 Ozawa D14/223
D803,184 S * 11/2017 Loh Jun Kern D14/205
D832,824 S * 11/2018 Kim D14/223
D847,794 S * 5/2019 Guo D14/223
D847,795 S * 5/2019 Kim et al.
D848,980 S * 5/2019 Kim D14/223

(Continued)

FOREIGN PATENT DOCUMENTS

EM 007718218-0001 * 2/2020
EM 007978838-0001 * 6/2020
EM 008124283-0001 * 8/2020

Primary Examiner — Paula Allen Greene

(74) *Attorney, Agent, or Firm* — HYIP

(57) **CLAIM**

The ornamental design for a wireless headset, as shown and described.

DESCRIPTION

FIG. 1 is a first perspective view of a wireless headset showing my new design;

FIG. 2 is a second perspective view thereof;

FIG. 3 is a front view thereof;

FIG. 4 is a back view thereof;

FIG. 5 is a left side view thereof;

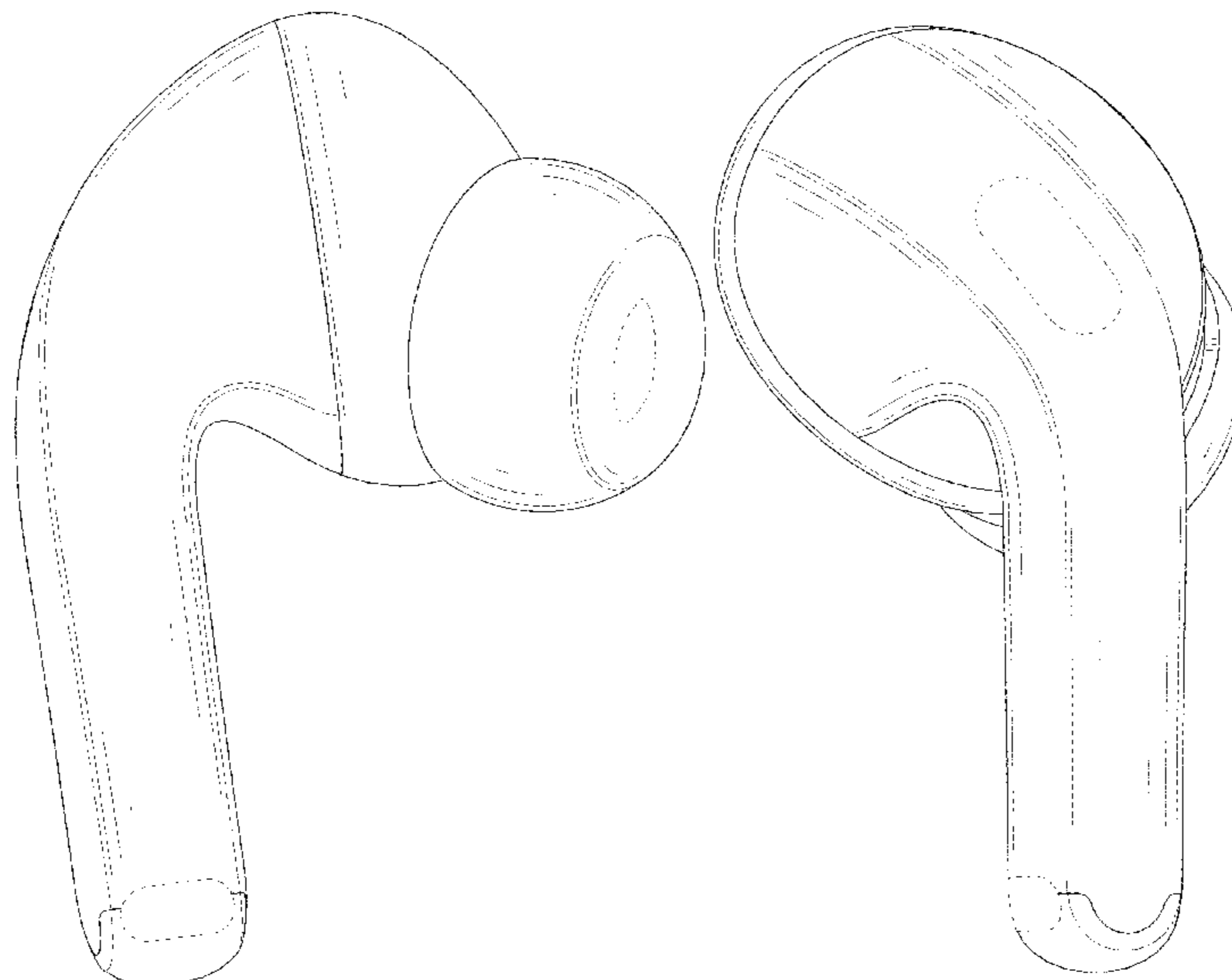
FIG. 6 is a right side view thereof;

FIG. 7 is a top view thereof;

FIG. 8 is a bottom view thereof.

The broken lines shown in tire drawings depict portions of the wireless headset in which the design is embodied that form no part of the claimed design.

1 Claim, 8 Drawing Sheets



(56)

References Cited

U.S. PATENT DOCUMENTS

| | | | | | | |
|--------------|----|---|---------|--------|-------|-----------|
| D848,982 | S | * | 5/2019 | Kim | | D14/223 |
| D848,983 | S | * | 5/2019 | Kim | | D14/223 |
| D864,169 | S | * | 10/2019 | Min | | D14/223 |
| D869,445 | S | * | 12/2019 | Hu | | D14/223 |
| D872,711 | S | * | 1/2020 | Hu | | D14/223 |
| D878,337 | S | * | 3/2020 | Yang | | D14/223 |
| D887,396 | S | * | 6/2020 | Wang | | D14/223 |
| D889,436 | S | * | 7/2020 | Zhang | | D14/223 |
| D889,437 | S | * | 7/2020 | Ando | | D14/223 |
| D890,138 | S | * | 7/2020 | Peng | | D14/223 |
| D895,582 | S | * | 9/2020 | Wu | | D14/223 |
| 2017/0245038 | A1 | * | 8/2017 | Chawan | | H04R 1/02 |

* cited by examiner

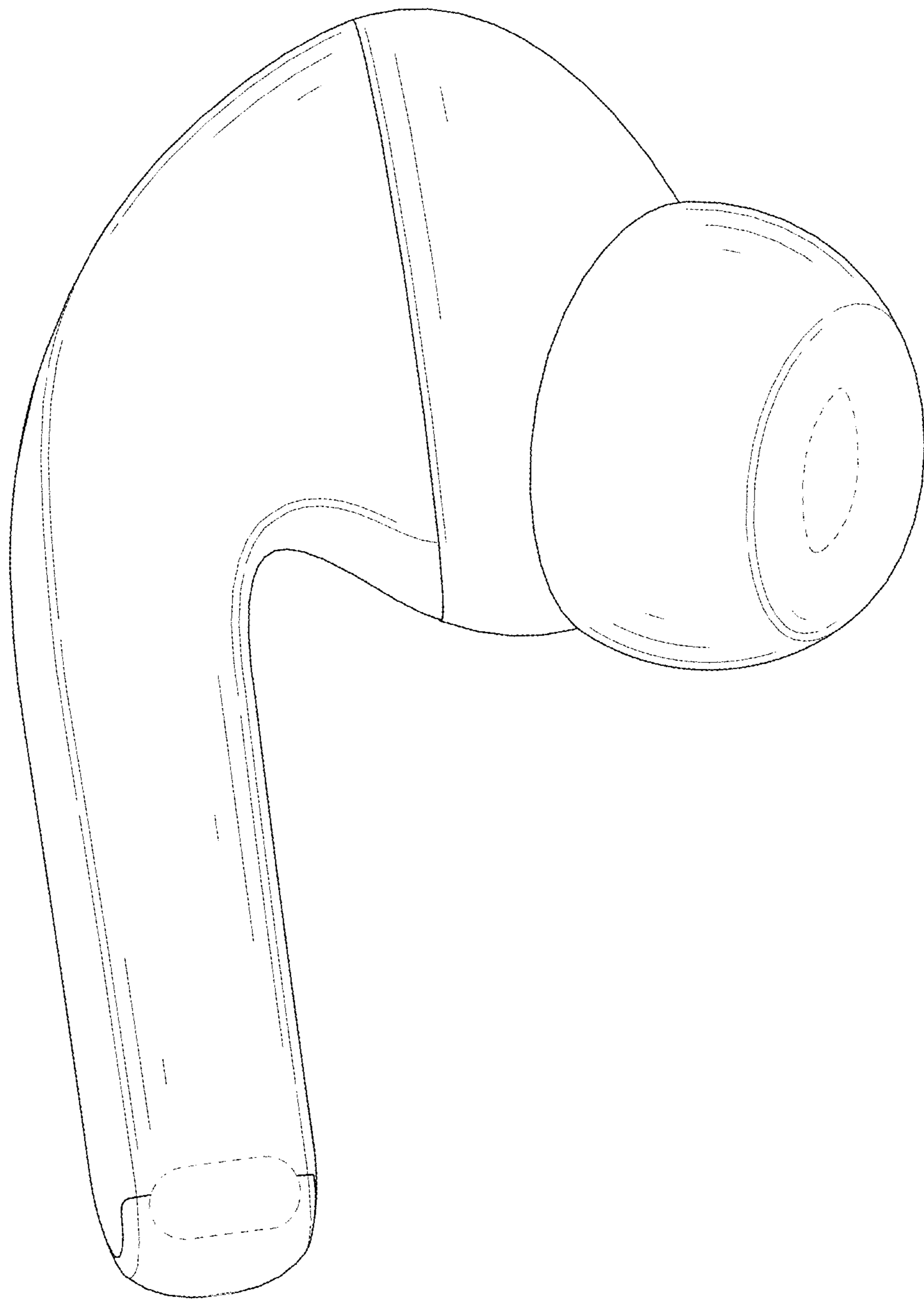


FIG. 1

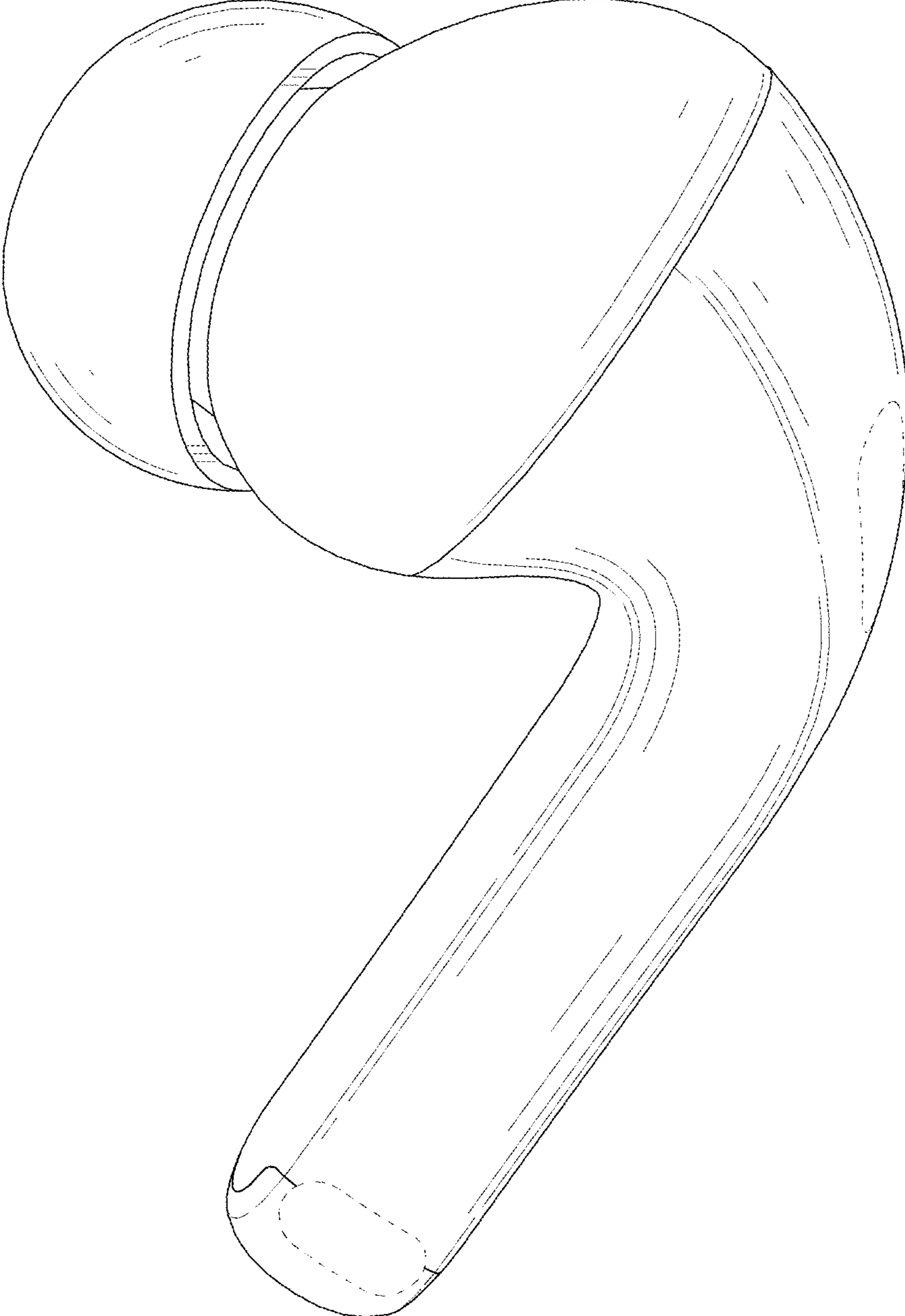


FIG. 2

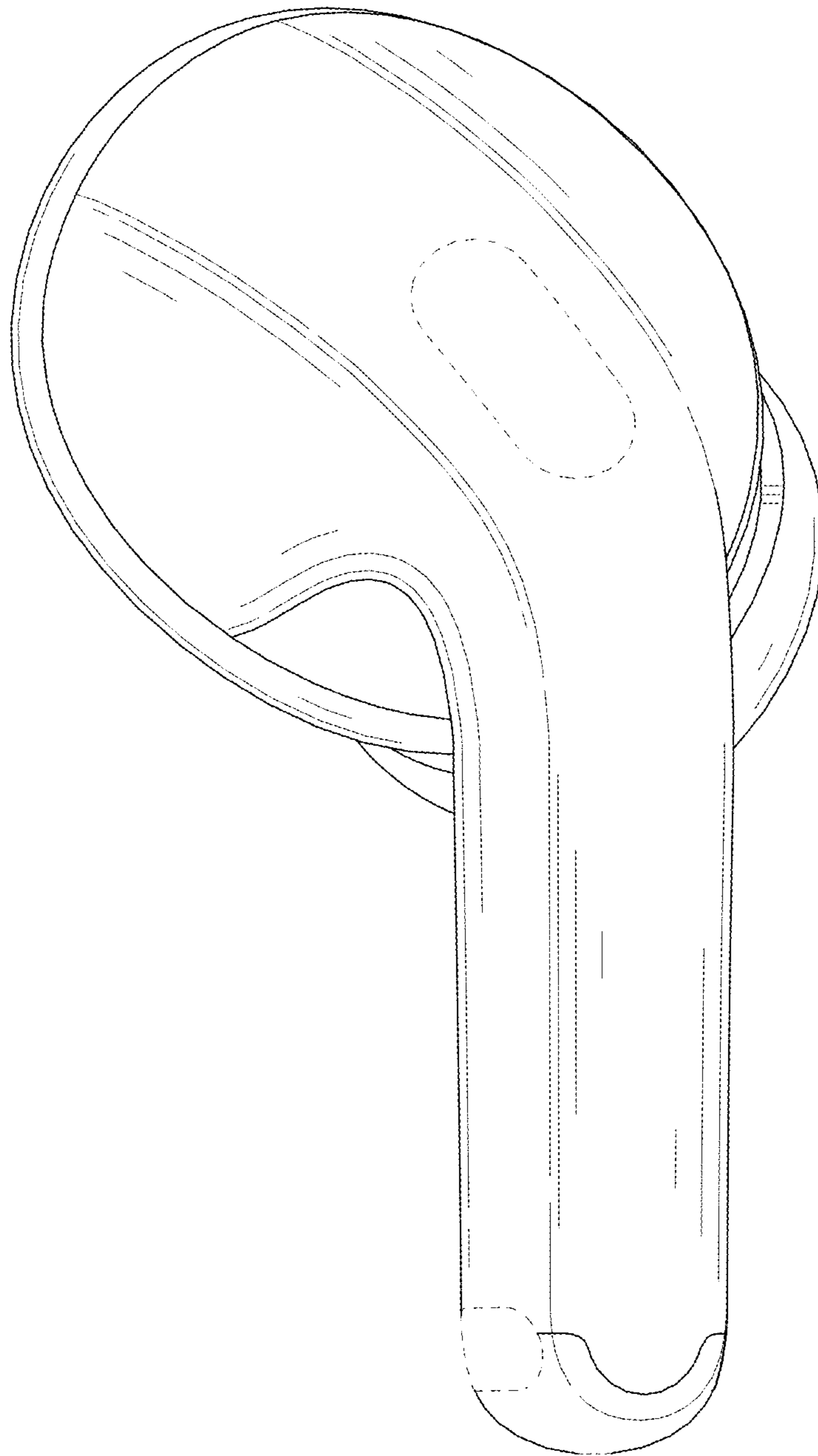


FIG. 3

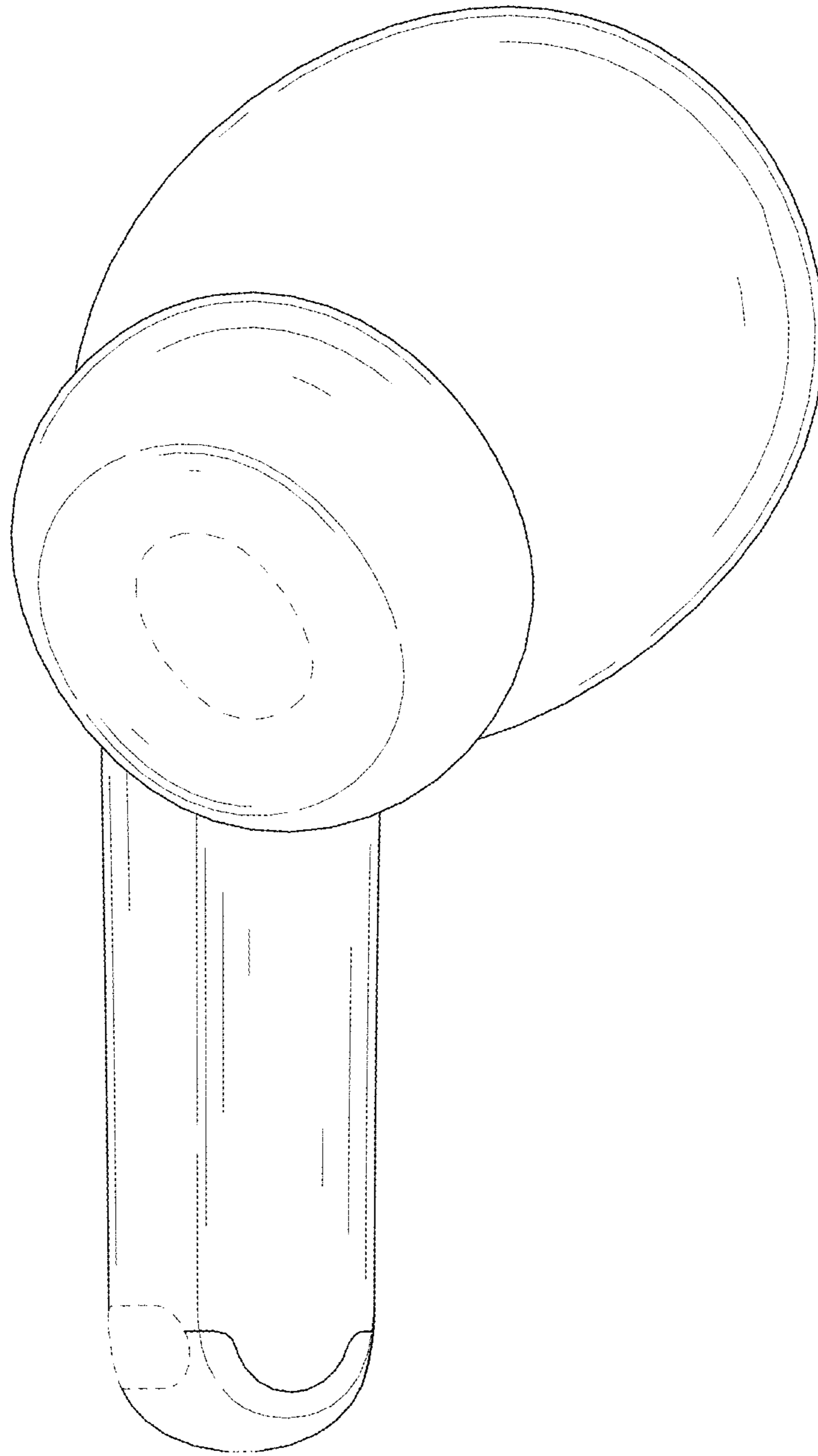


FIG. 4

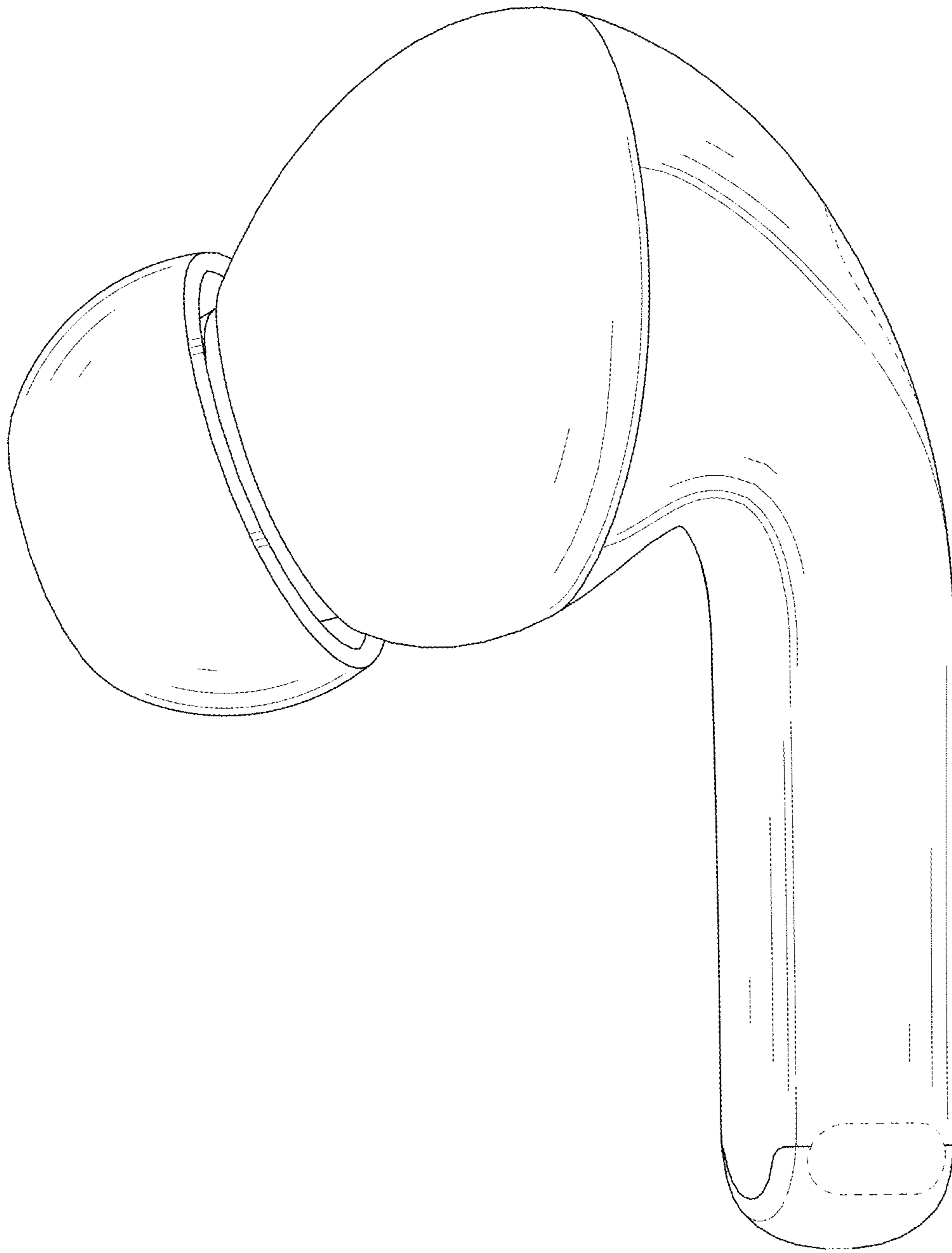


FIG. 5

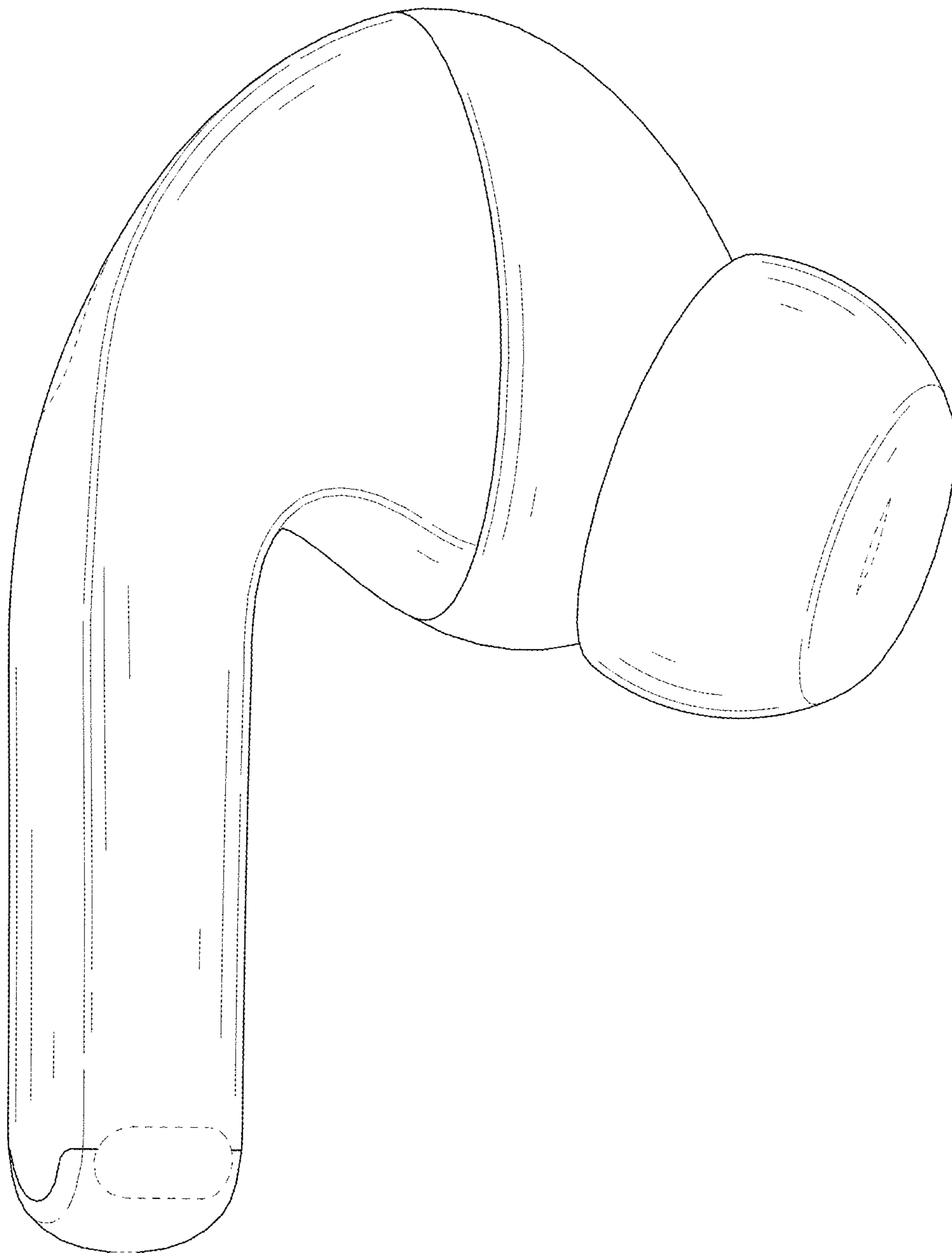


FIG. 6

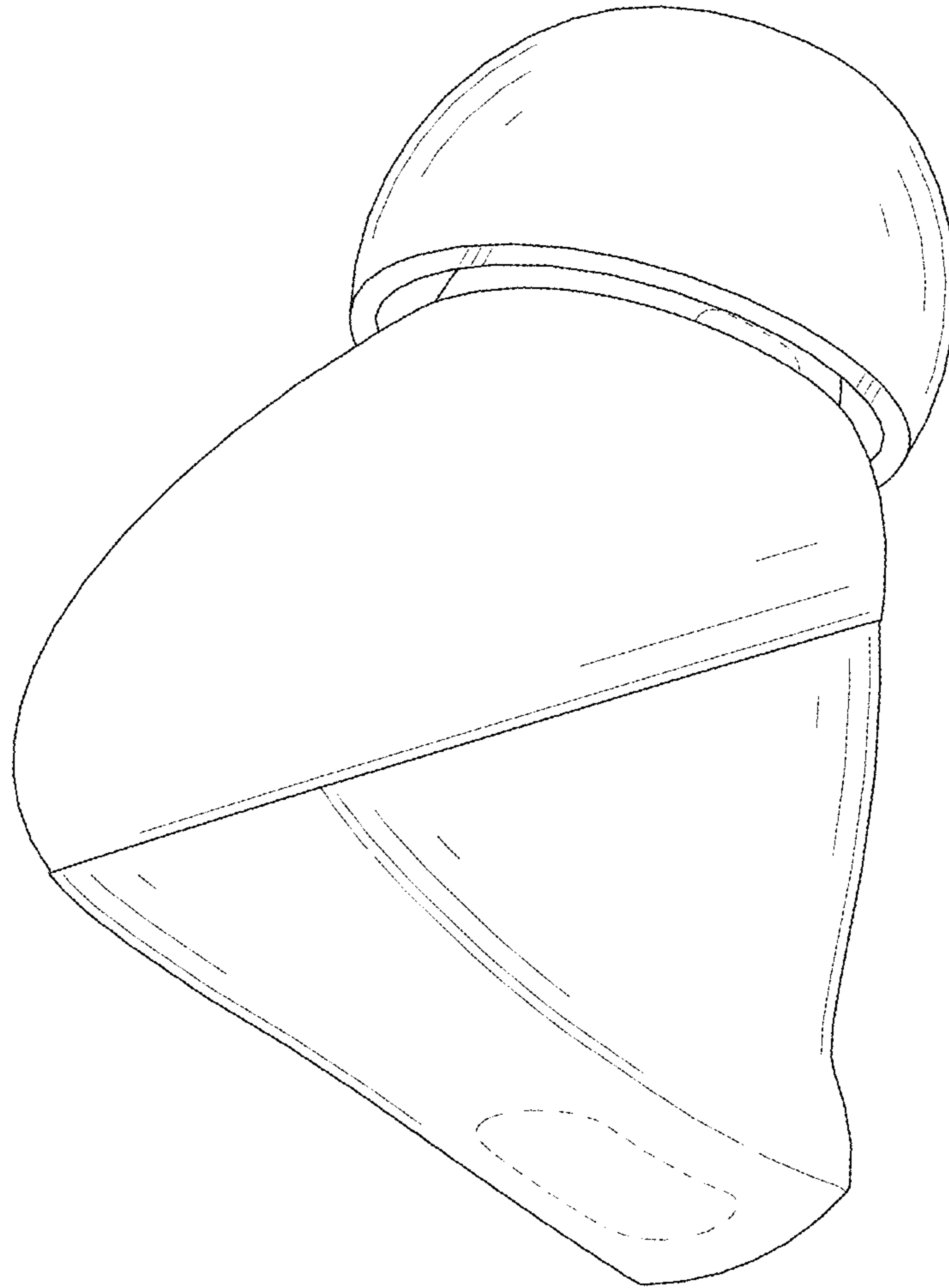


FIG. 7

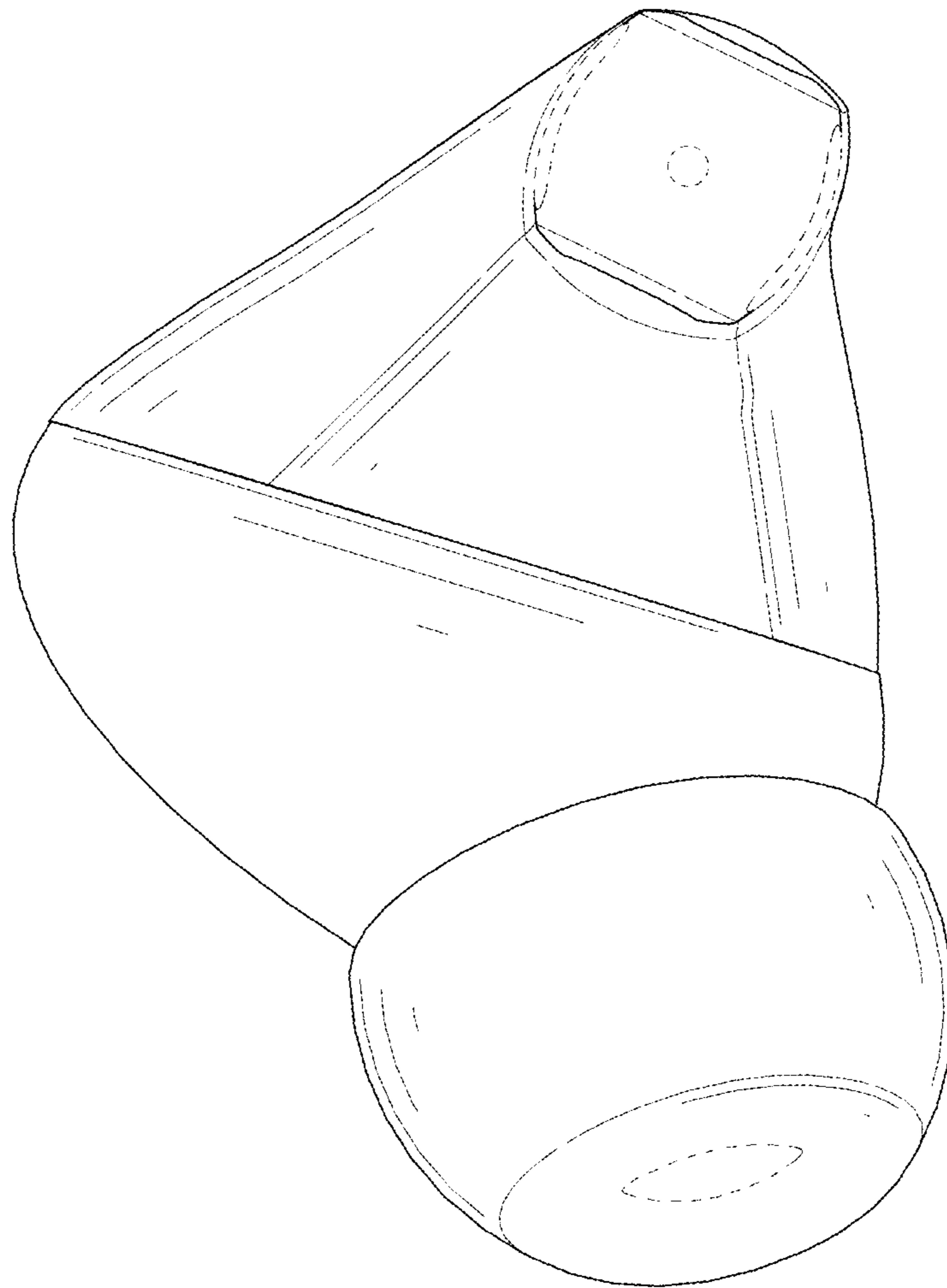


FIG. 8