



US00D904349S

(12) **United States Design Patent**
Saxton et al.

(10) **Patent No.:** **US D904,349 S**
(45) **Date of Patent:** **** Dec. 8, 2020**

(54) **WIRELESS EARPHONE WITH FIN**

FOREIGN PATENT DOCUMENTS

(71) Applicant: **Logitech Europe S.A.**, Lausanne (CH)

CN 305697300 * 4/2020

(72) Inventors: **Jeremy Saxton**, Draper, UT (US);
Guillaume Mathias, Park City, UT (US)

EM 007565015-0001 * 1/2020

JP D1632142 * 4/2019

(73) Assignee: **LOGITECH EUROPE S.A.**, Lausanne (CH)

Primary Examiner — Paula Allen Greene

(74) *Attorney, Agent, or Firm* — Patterson & Sheridan, LLP

(**) Term: **15 Years**

(57) **CLAIM**

The ornamental design of a wireless earphone with fin, as shown and described.

(21) Appl. No.: **29/699,833**

(22) Filed: **Jul. 29, 2019**

DESCRIPTION

(51) **LOC (12) Cl.** **14-01**

(52) **U.S. Cl.**
USPC **D14/223**

(58) **Field of Classification Search**
USPC D14/223, 205; D13/107, 108; D24/174;
128/864; 381/380, 381; 455/90.3, 575.1,
455/569.1

CPC H04R 1/10; H04R 25/00; H04R 1/1066;
H04R 1/1016; H04R 5/033; H04R
5/0335; H04R 1/105; H04R 1/1058;
H04R 1/1083; H04R 1/1091

See application file for complete search history.

FIG. 1 is a top front right side perspective view of a wireless earphone with fin according to our design;

FIG. 2 is a top rear right side perspective view of the wireless earphone with fin shown in FIG. 1;

FIG. 3 is a top rear left side perspective view of the wireless earphone with fin shown in FIG. 1;

FIG. 4 is a bottom front right side perspective view of the wireless earphone with fin shown in FIG. 1;

FIG. 5 is a bottom rear right side perspective view of the wireless earphone with fin shown in FIG. 1;

FIG. 6 is a bottom rear left side perspective view of the wireless earphone with fin shown in FIG. 1;

FIG. 7 is a front side view of the wireless earphone with fin shown in FIG. 1;

FIG. 8 is a right side view of the wireless earphone with fin shown in FIG. 1;

FIG. 9 is a rear side view of the wireless earphone with fin shown in FIG. 1;

FIG. 10 is a left side view of the wireless earphone with fin shown in FIG. 1;

FIG. 11 is a top side view of the wireless earphone with fin shown in FIG. 1; and,

FIG. 12 is a bottom side view of the wireless earphone with fin shown in FIG. 1.

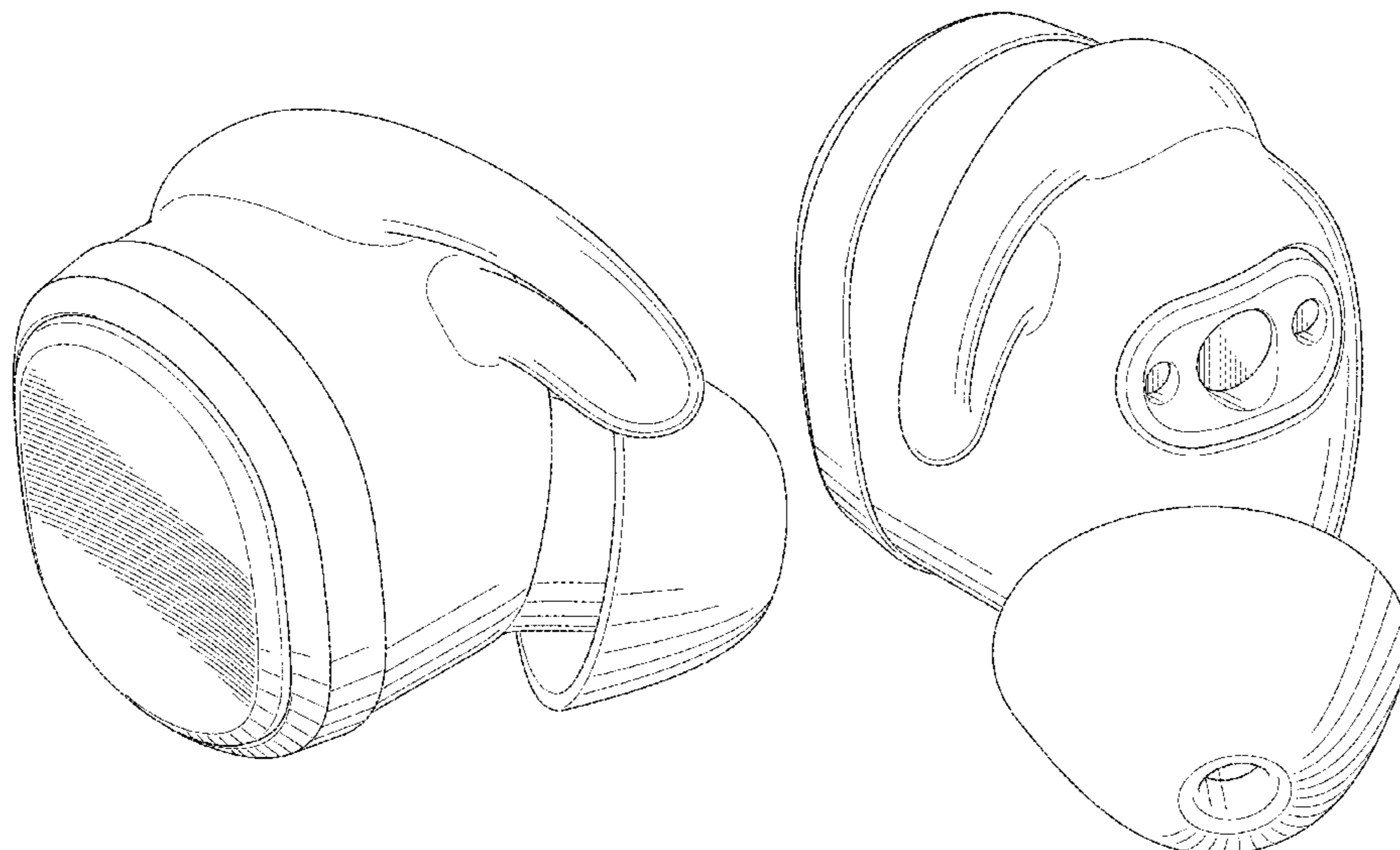
(56) **References Cited**

U.S. PATENT DOCUMENTS

3,234,467 A * 2/1966 Haveson H04B 1/088
455/157.1
4,539,708 A * 9/1985 Norris H04B 1/088
455/100
4,672,672 A * 6/1987 Eggert H04R 25/60
381/324
D321,881 S * 11/1991 Hopewell D14/192
D350,961 S * 9/1994 Nakamura D14/205
D464,638 S * 10/2002 Huang D14/205
D469,755 S * 2/2003 Hlas D14/223
D543,972 S * 6/2007 Taylor D14/223

(Continued)

1 Claim, 12 Drawing Sheets



(56)

References Cited

U.S. PATENT DOCUMENTS

D574,814 S *	8/2008	Hammond	D14/205	D813,205 S *	3/2018	Palmborg	D14/223
D588,111 S *	3/2009	Komiyama	D14/223	D817,309 S *	5/2018	Czaniecki	D14/223
D597,534 S *	8/2009	Christopher	D14/223	D822,646 S *	7/2018	Dang	D14/223
D621,817 S *	8/2010	Brickstad	D14/223	D826,211 S *	8/2018	Kim	D14/206
D634,736 S *	3/2011	Wikel	D14/223	D827,616 S *	9/2018	Lian	D14/223
7,949,127 B2 *	5/2011	Pedersen	H04R 1/1066 379/430	D828,823 S *	9/2018	Lin	D14/223
D641,737 S *	7/2011	Krauss	D14/223	D828,825 S *	9/2018	Samrelius	D14/223
D644,213 S *	8/2011	Quek	D14/223	D828,826 S *	9/2018	Schaal	D14/223
D660,292 S *	5/2012	Rautiainen	D14/223	D841,580 S *	2/2019	Bao	D13/108
8,311,253 B2 *	11/2012	Silvestri	H04R 1/105 381/328	D841,626 S *	2/2019	Tang	D14/223
D681,602 S *	5/2013	Koch	D14/205	D842,844 S *	3/2019	Li	D14/223
D686,191 S *	7/2013	Schaal	D14/205	D843,353 S *	3/2019	Zhang	D14/223
D695,265 S *	12/2013	Schaal	D14/205	D847,126 S *	4/2019	Loermann	D14/223
D695,266 S *	12/2013	Schaal	D14/205	D853,994 S *	7/2019	Lin	D14/223
D695,267 S *	12/2013	Schaal	D14/205	D860,973 S *	9/2019	Ko	D14/223
D699,215 S *	2/2014	Koch	D14/205	D863,261 S *	10/2019	Zhu	D14/223
D699,703 S *	2/2014	Schaal	D14/205	D864,919 S *	10/2019	Bonahoom	D14/223
D705,757 S *	5/2014	Yashiro	H04R 1/10 D14/223	D876,398 S *	2/2020	Cai	D14/223
8,737,669 B2 *	5/2014	Monahan	H04R 1/1058 381/380	D876,399 S *	2/2020	Duddy	D14/223
D715,253 S *	10/2014	Lee	D14/205	D881,163 S *	4/2020	Duddy	D14/223
D733,103 S *	6/2015	Jeong	D14/224	D881,849 S *	4/2020	Aoyagi	D14/223
D735,169 S *	7/2015	Shieh	D14/223	D883,262 S *	5/2020	Wu	D14/223
9,198,800 B2 *	12/2015	Killion	H04R 1/1041	D885,372 S *	5/2020	Wang	D14/223
D747,295 S *	1/2016	Eastwood	D14/223	D889,441 S *	7/2020	Lin	D14/223
D758,355 S *	6/2016	Lee	D14/223	D892,085 S *	8/2020	Kim	D14/223
D764,436 S *	8/2016	Dryden	D14/205	D892,087 S *	8/2020	Briggs	D14/223
D777,710 S *	1/2017	Palmborg	D14/223	D895,578 S *	9/2020	Yang	D14/223
D780,157 S *	2/2017	Uggla	D14/205	D895,580 S *	9/2020	Yu	D14/223
D786,216 S *	5/2017	Silva	D14/205	D897,319 S *	9/2020	Wang	D14/223
D801,950 S *	11/2017	Otani	D14/223	D897,322 S *	9/2020	Wei	D14/223
D806,879 S *	1/2018	Horbinski	D24/174	2012/0039501 A1 *	2/2012	Silvestri	H04R 1/1075 381/380
D812,042 S *	3/2018	Xiao	D14/223	2012/0114160 A1 *	5/2012	Lin	H04R 1/1091 381/380
				2014/0205125 A1 *	7/2014	Triato	H04R 1/1066 381/330
				2019/0014403 A1 *	1/2019	Lee	H04R 1/1016
				2020/0219525 A1 *	7/2020	Moon	H04R 1/1016

* cited by examiner

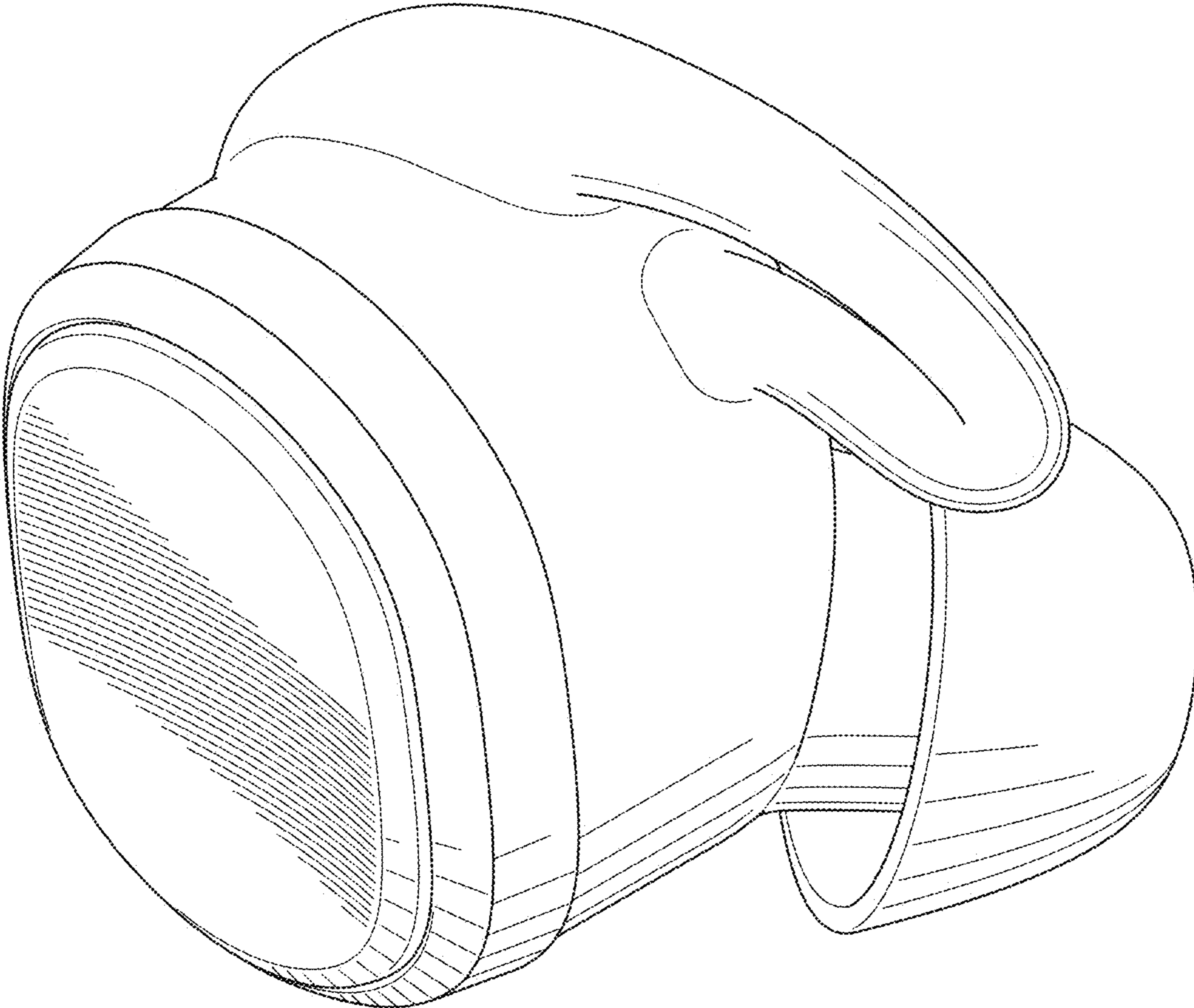


Fig. 1




Fig. 2

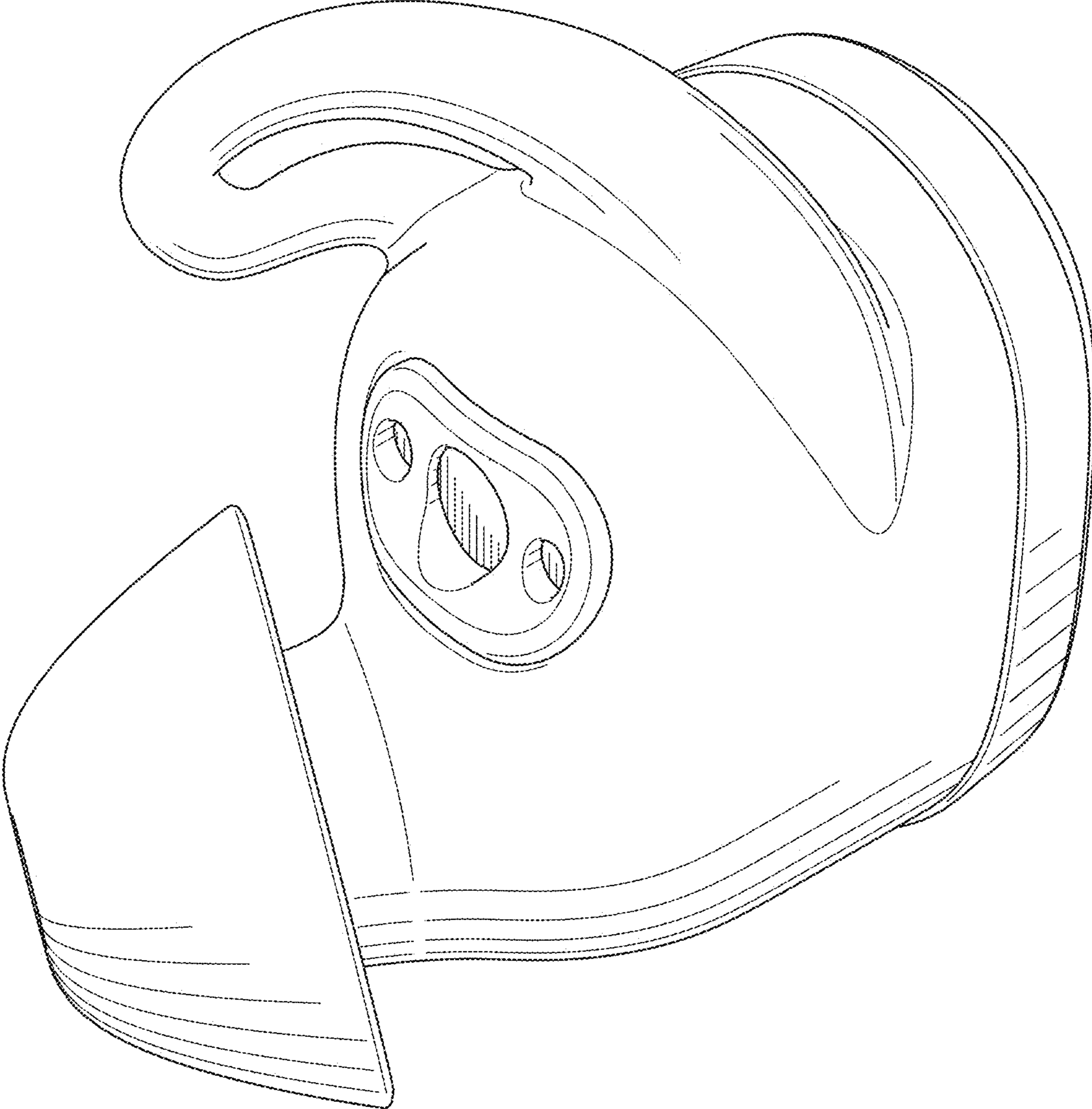


Fig. 3

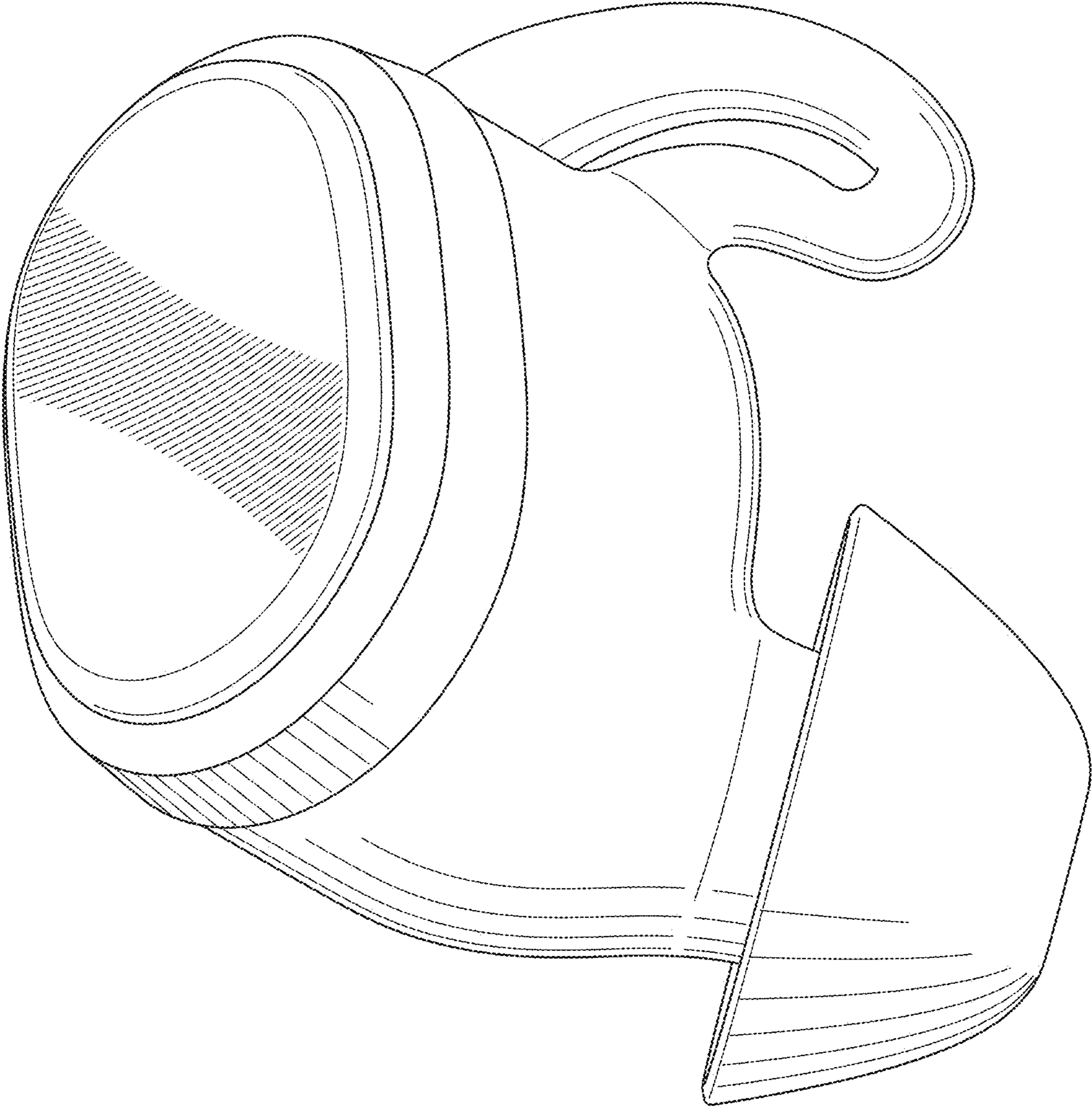


Fig. 4

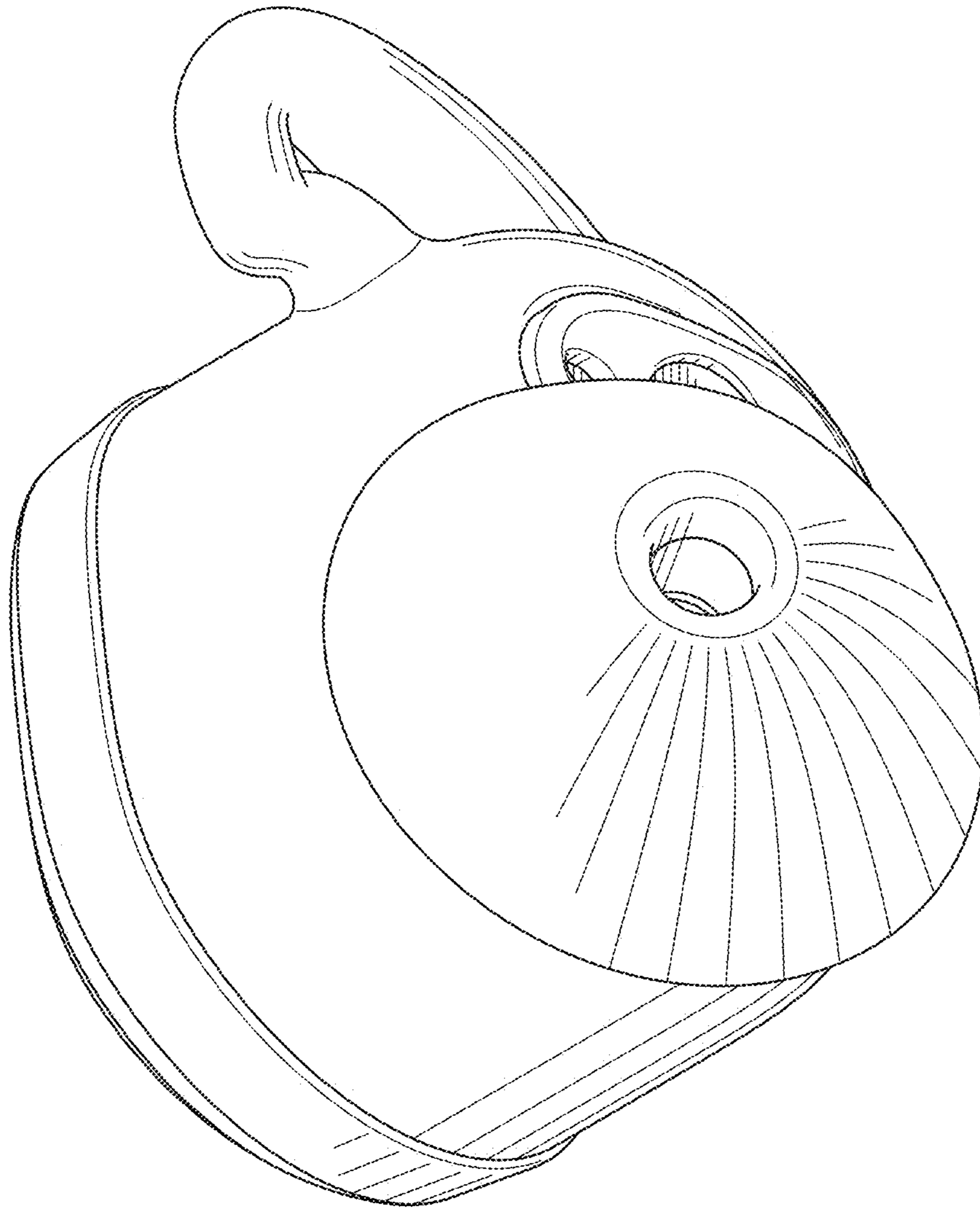


Fig. 5

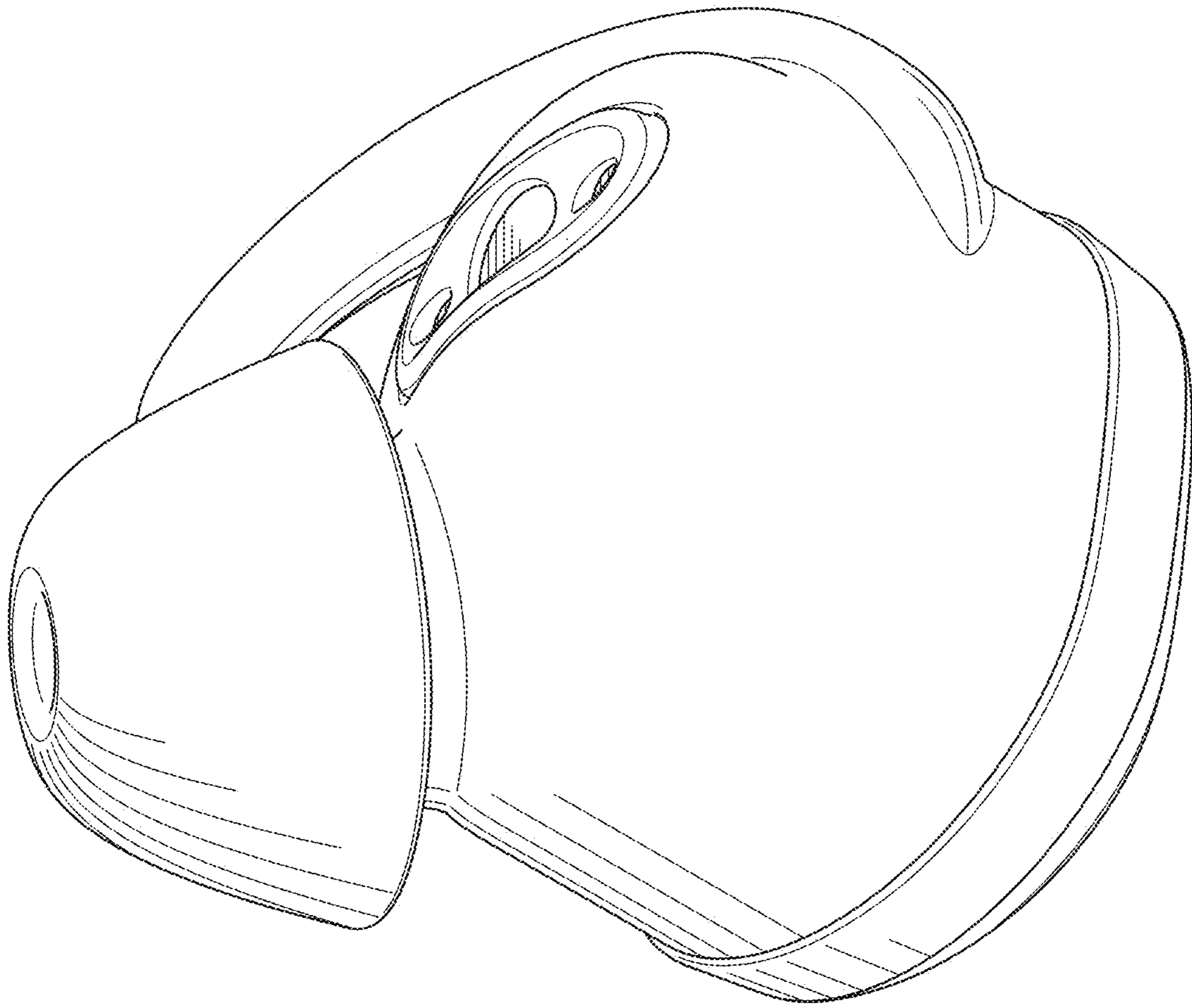


Fig. 6

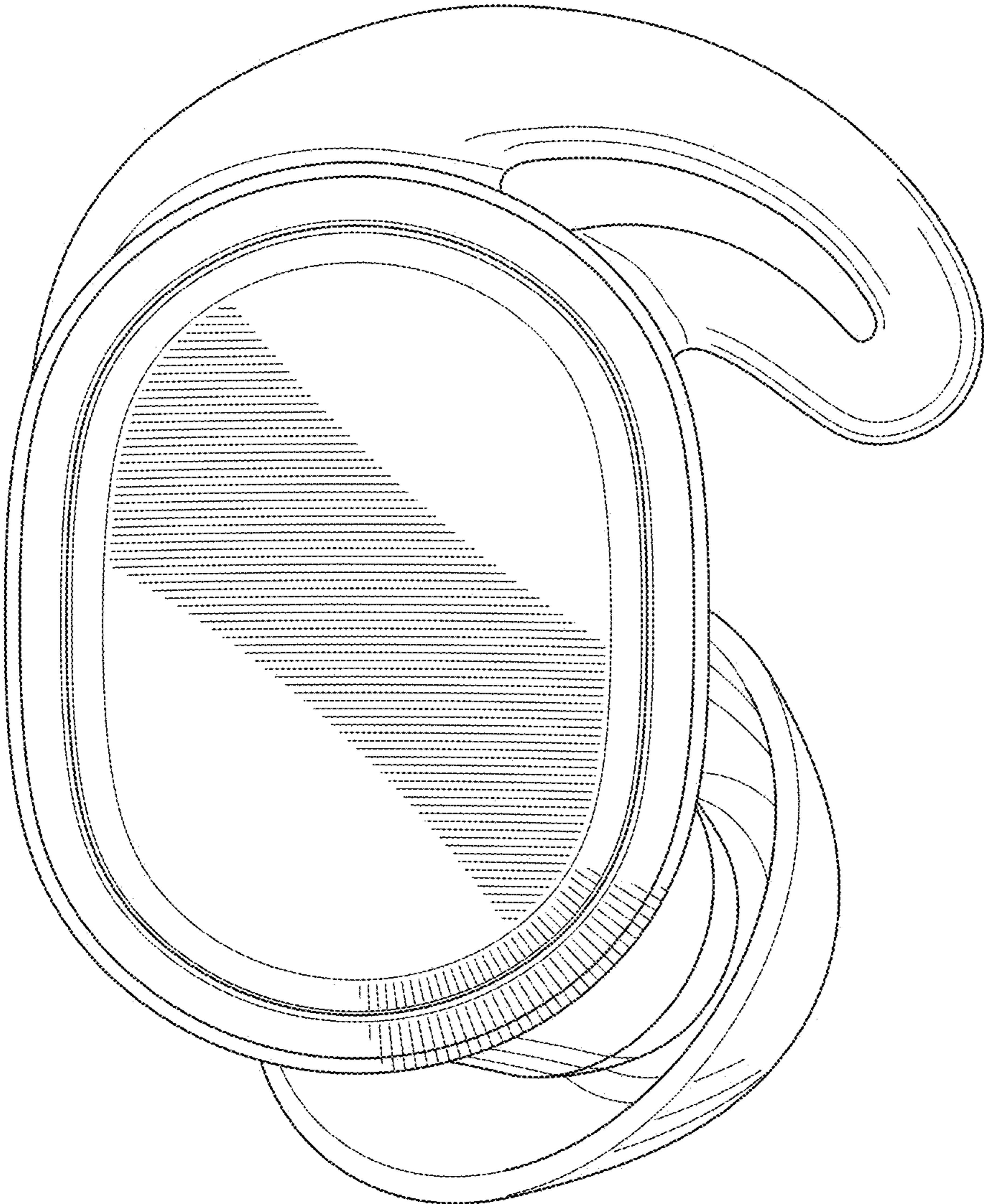


Fig. 7

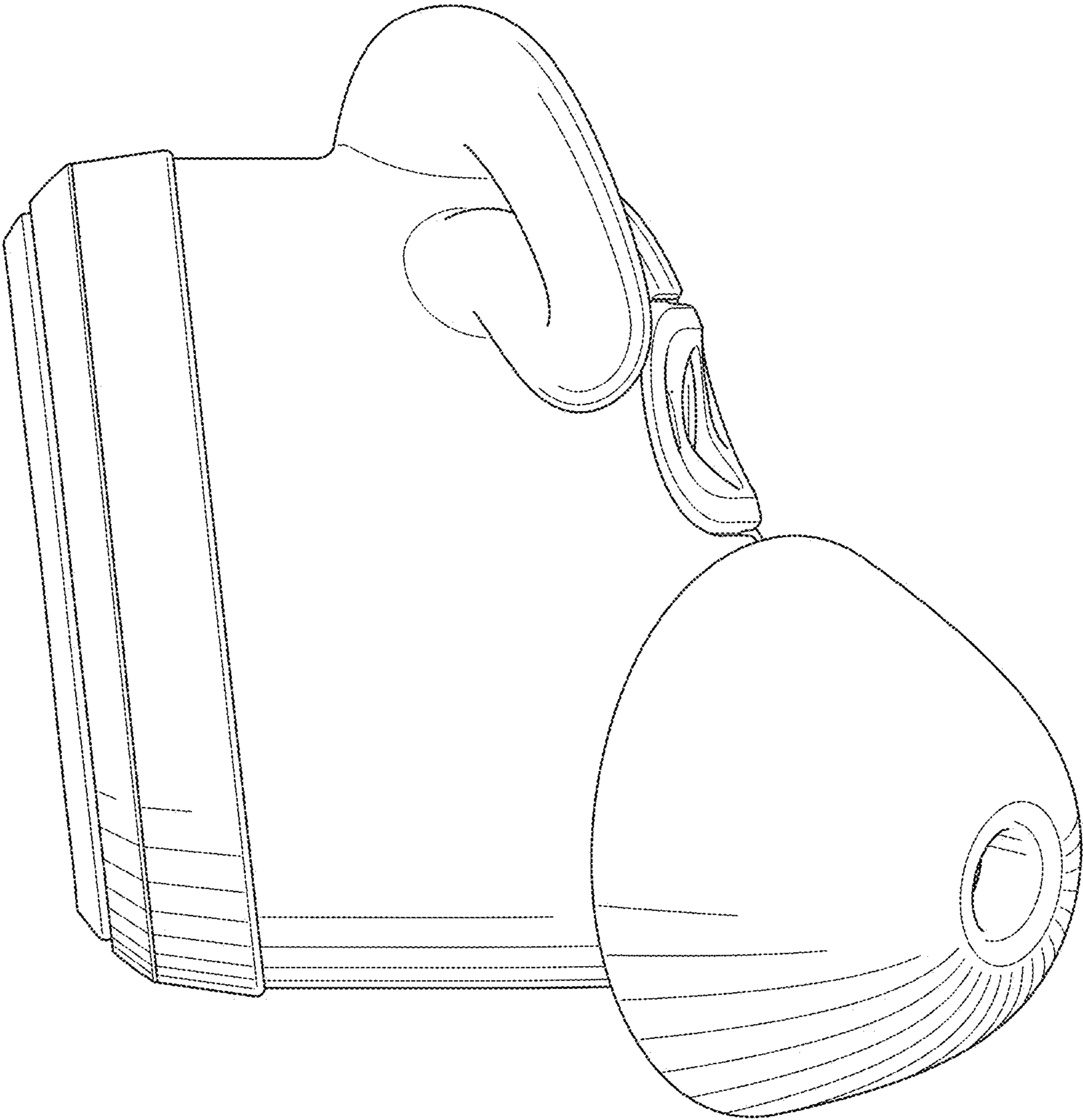


Fig. 8

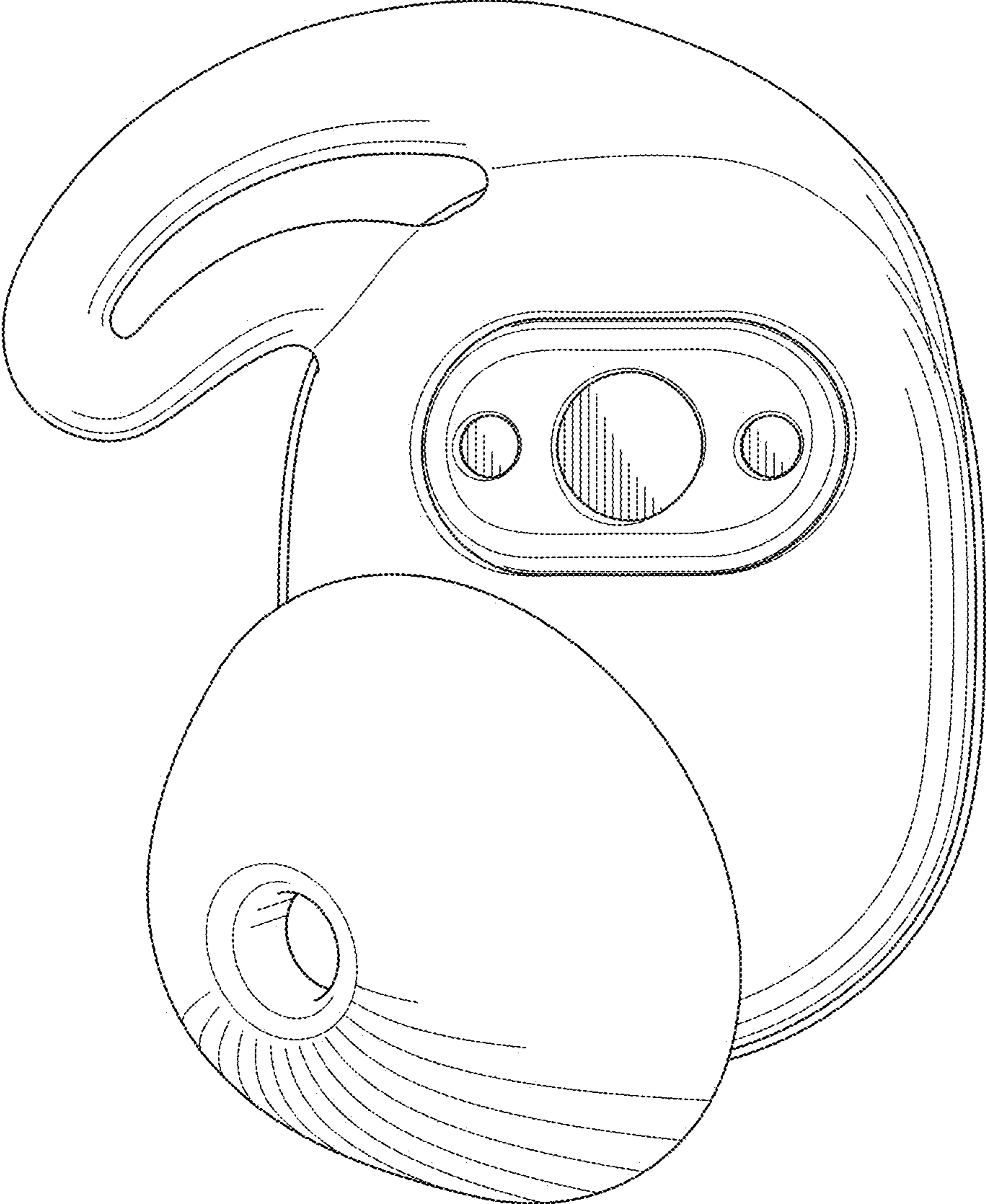


Fig. 9

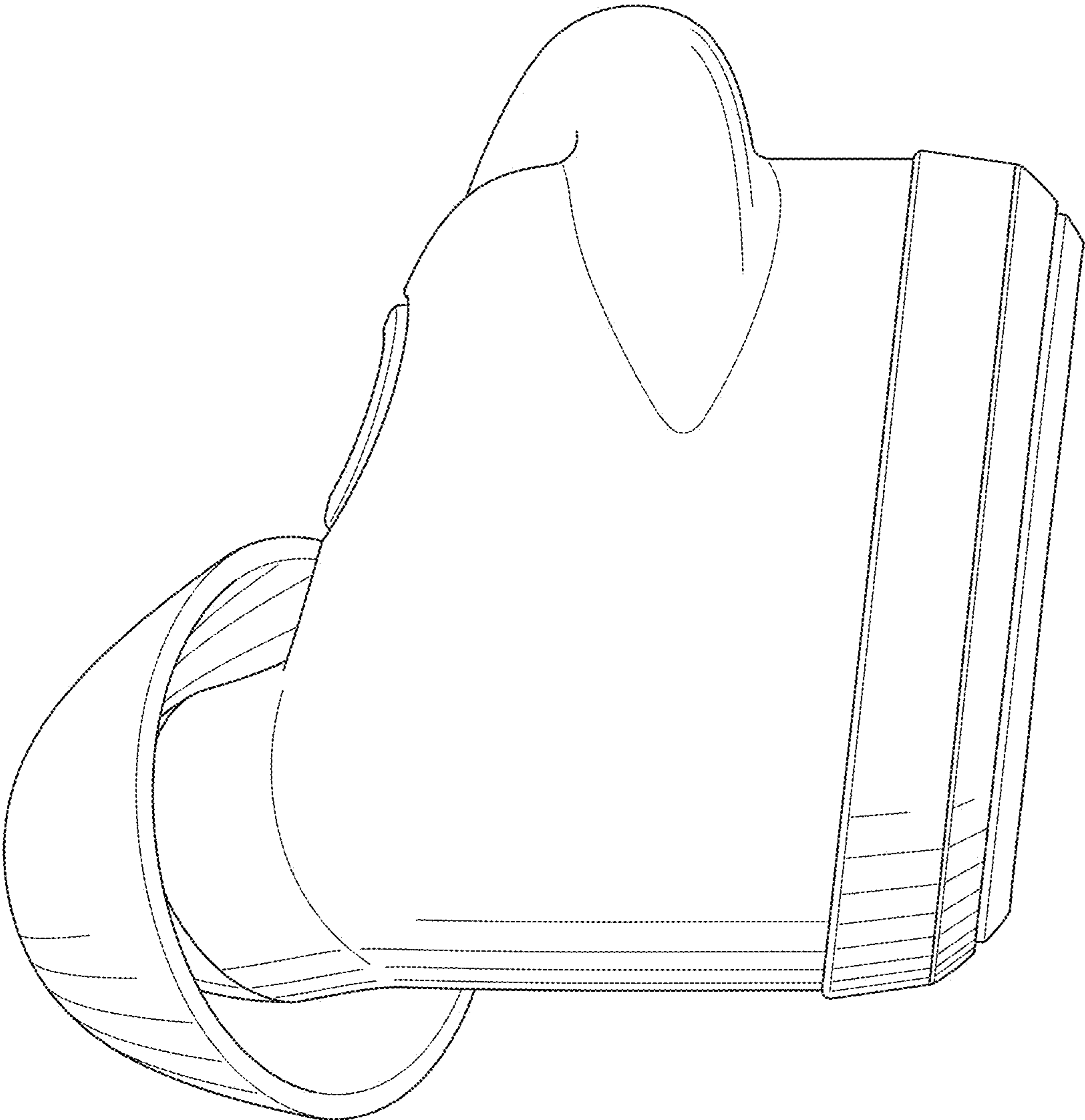


Fig. 10

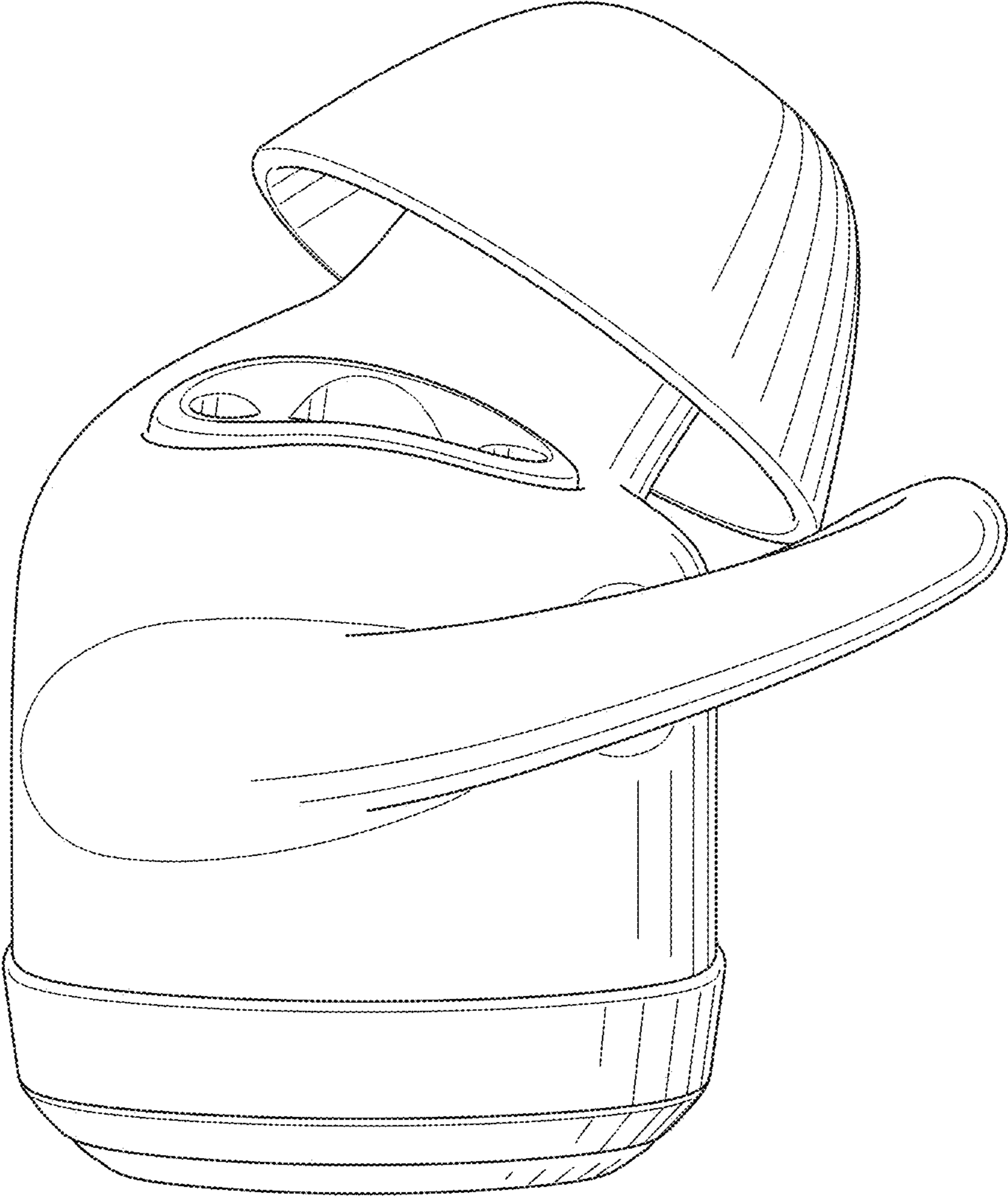


Fig. 11

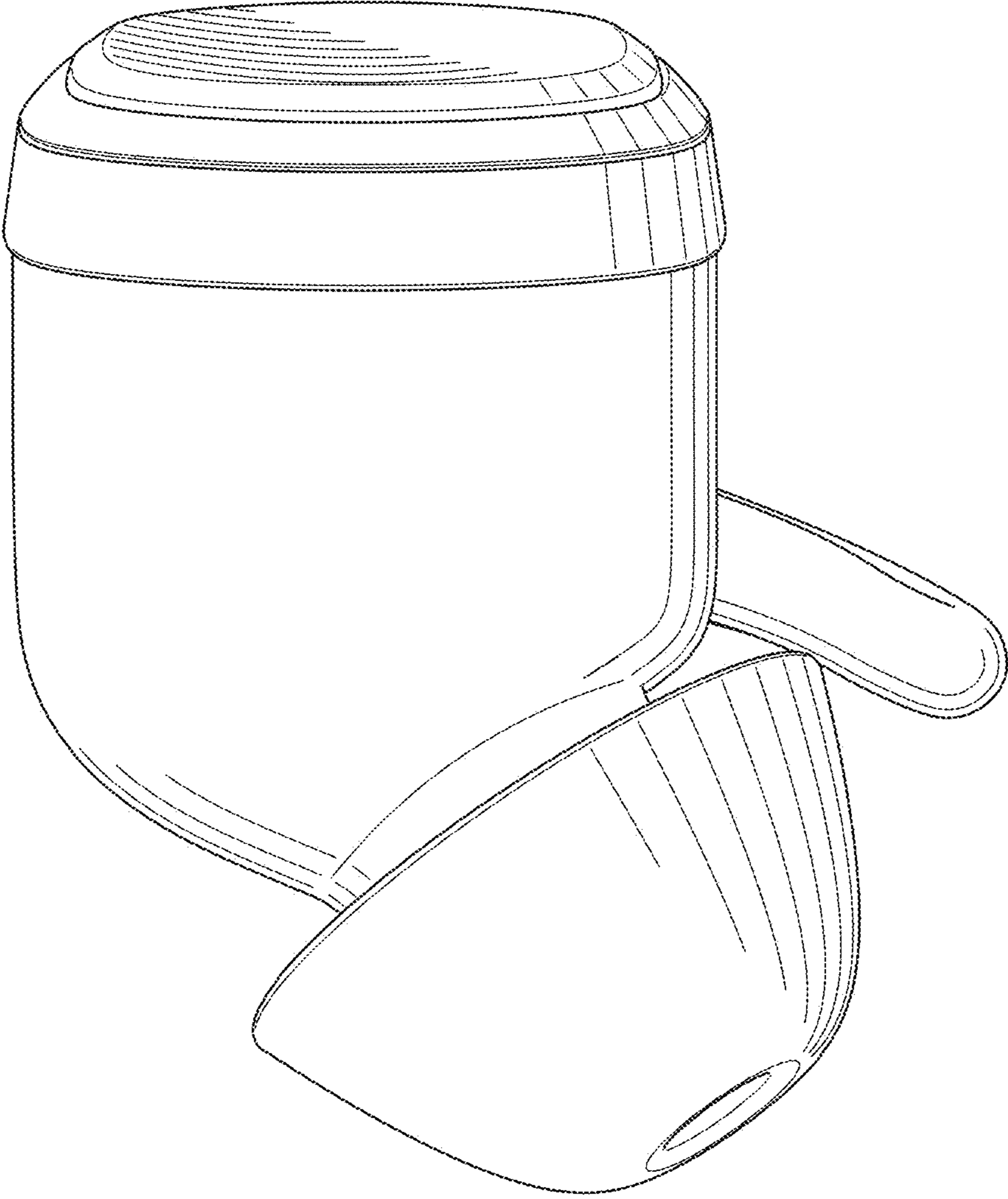


Fig. 12