



(12) **United States Design Patent**
Law et al.

(10) **Patent No.:** **US D904,340 S**
(45) **Date of Patent:** **** Dec. 8, 2020**

- (54) **HEADSET**
- (71) Applicant: **Dell Products L.P.**, Round Rock, TX (US)
- (72) Inventors: **Suet Chan Law**, Singapore (SG);
Victor ChakMing Cheung, Singapore (SG)
- (73) Assignee: **Dell Products L.P.**, Round Rock, TX (US)
- (**) Term: **15 Years**
- (21) Appl. No.: **29/700,789**
- (22) Filed: **Aug. 6, 2019**
- (51) **LOC (12) Cl.** **14-01**
- (52) **U.S. Cl.**
USPC **D14/205**; D14/206; D14/226
- (58) **Field of Classification Search**
USPC D14/205, 206, 226, 188, 192; D29/112;
2/209, 423; D26/39, 46, 62; 381/380,
381/381, 374; 455/90.3, 575.1, 569.1;
362/109
CPC G02B 27/017; F21V 33/00; H04R 25/00;
H04R 1/1016; H04R 1/1066; H04R
5/033; H04R 5/0335; H04R 1/1091
See application file for complete search history.

- (56) **References Cited**
U.S. PATENT DOCUMENTS
D244,037 S * 4/1977 Warner D14/205
D254,910 S * 5/1980 Lung D14/168
5,003,589 A * 3/1991 Chen H04M 1/05
379/430
D324,385 S * 3/1992 Yoda D14/192
5,321,416 A * 6/1994 Bassett A42B 3/145
345/8
5,841,858 A * 11/1998 Frierson H04M 1/0202
379/430
D411,200 S * 6/1999 Almqvist D14/192

- 6,422,715 B2 * 7/2002 Naghi F21V 33/0052
362/85
- 7,457,649 B1 * 11/2008 Wilson H04R 1/1025
379/428.02
- D588,100 S * 3/2009 Densho D14/205
- D620,474 S * 7/2010 Komiyama D14/205
- D625,705 S * 10/2010 Ohori D14/205
- D638,397 S * 5/2011 McManigal D14/205
- D641,727 S * 7/2011 Krauss D14/206
- D654,472 S * 2/2012 Fischer D14/206
- D657,346 S * 4/2012 Park D14/205
- D663,717 S * 7/2012 Hutchieson D14/206
- D666,992 S * 9/2012 Lee D14/205
- D672,893 S * 12/2012 Inskeep D26/39
- 8,371,707 B2 * 2/2013 Uzar A42B 3/044
362/105
- D697,495 S * 1/2014 Lian D14/205
- D699,216 S * 2/2014 Bonahoom D14/205
- D707,867 S * 6/2014 Kotsis D26/39

(Continued)

Primary Examiner — Paula Allen Greene
(74) *Attorney, Agent, or Firm* — Zagorin Cave LLP;
Robert W. Holland

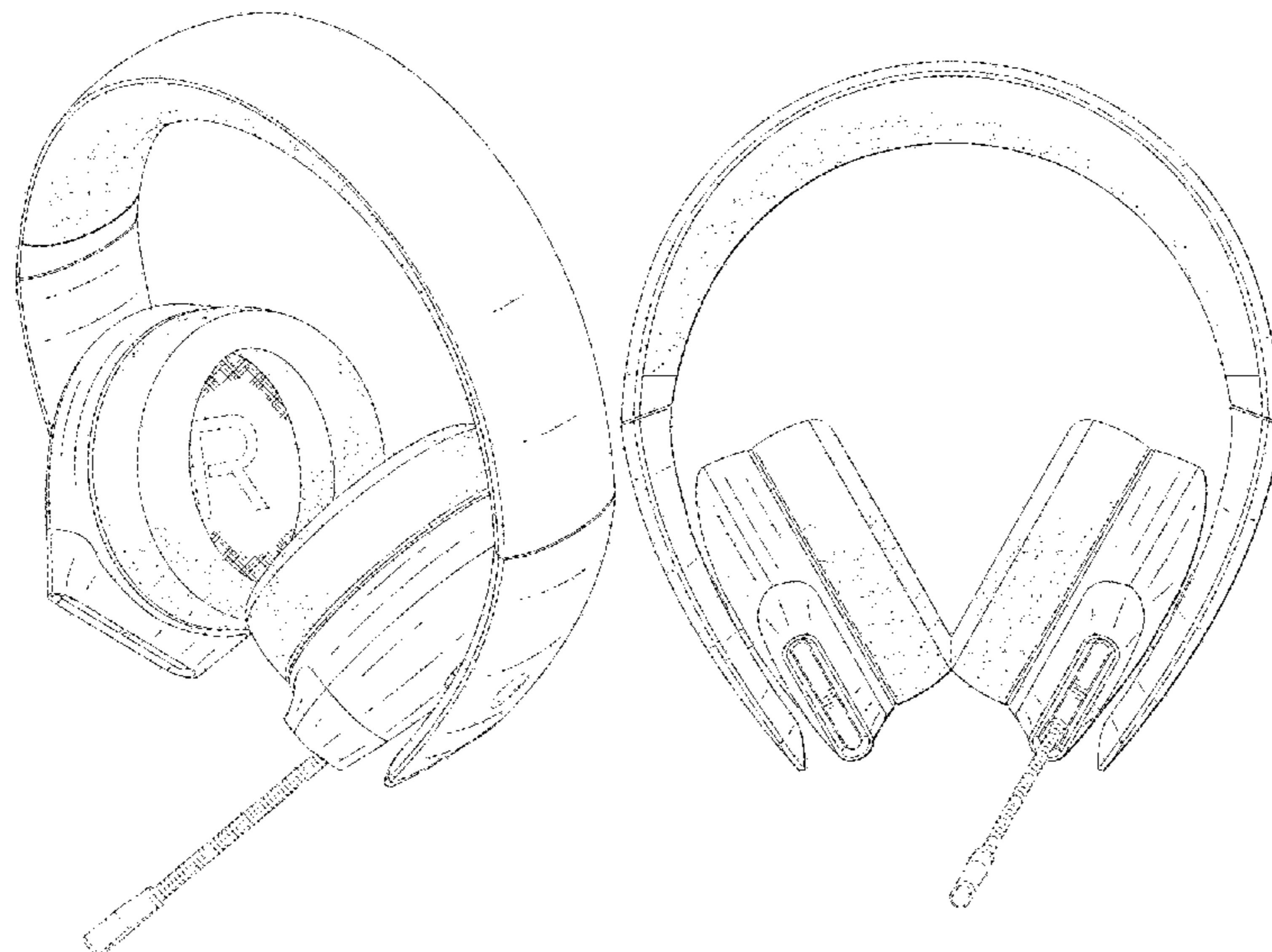
(57) **CLAIM**

The ornamental design for a headset, as shown and described.

DESCRIPTION

FIG. 1 is a front perspective view of the headset comprising the present invention;
FIG. 2 is a front elevation view thereof;
FIG. 3 is a rear elevation view thereof;
FIG. 4 is a right side view thereof;
FIG. 5 is a left side view thereof;
FIG. 6 is a top view thereof; and,
FIG. 7 is a bottom view thereof.
Broken lines shown in the drawings illustrate portions of the headset, and form no part of the claimed design.

1 Claim, 7 Drawing Sheets



(56)

References Cited

U.S. PATENT DOCUMENTS

D713,375	S	*	9/2014	Dedinas	D14/206
D714,255	S	*	9/2014	Sparks	D14/206
D715,252	S	*	10/2014	Sparks	D14/205
D739,843	S	*	9/2015	Daniel	D14/205
D741,286	S	*	10/2015	Brennwald	D14/205
D800,092	S	*	10/2017	Paterson	D14/206
D824,362	S	*	7/2018	Probst	D14/206
D851,064	S	*	6/2019	Wang	D14/206
D857,656	S	*	8/2019	Ipsen	D14/206
D860,967	S	*	9/2019	Williamson	D14/205
D864,903	S	*	10/2019	Liu	D14/206
D876,392	S	*	2/2020	Zhou	D14/206
D883,253	S	*	5/2020	Kelley	D14/205
D896,201	S	*	9/2020	Roberts	D14/205
2017/0245043	A1	*	8/2017	Abbott	A42B 3/04

* cited by examiner




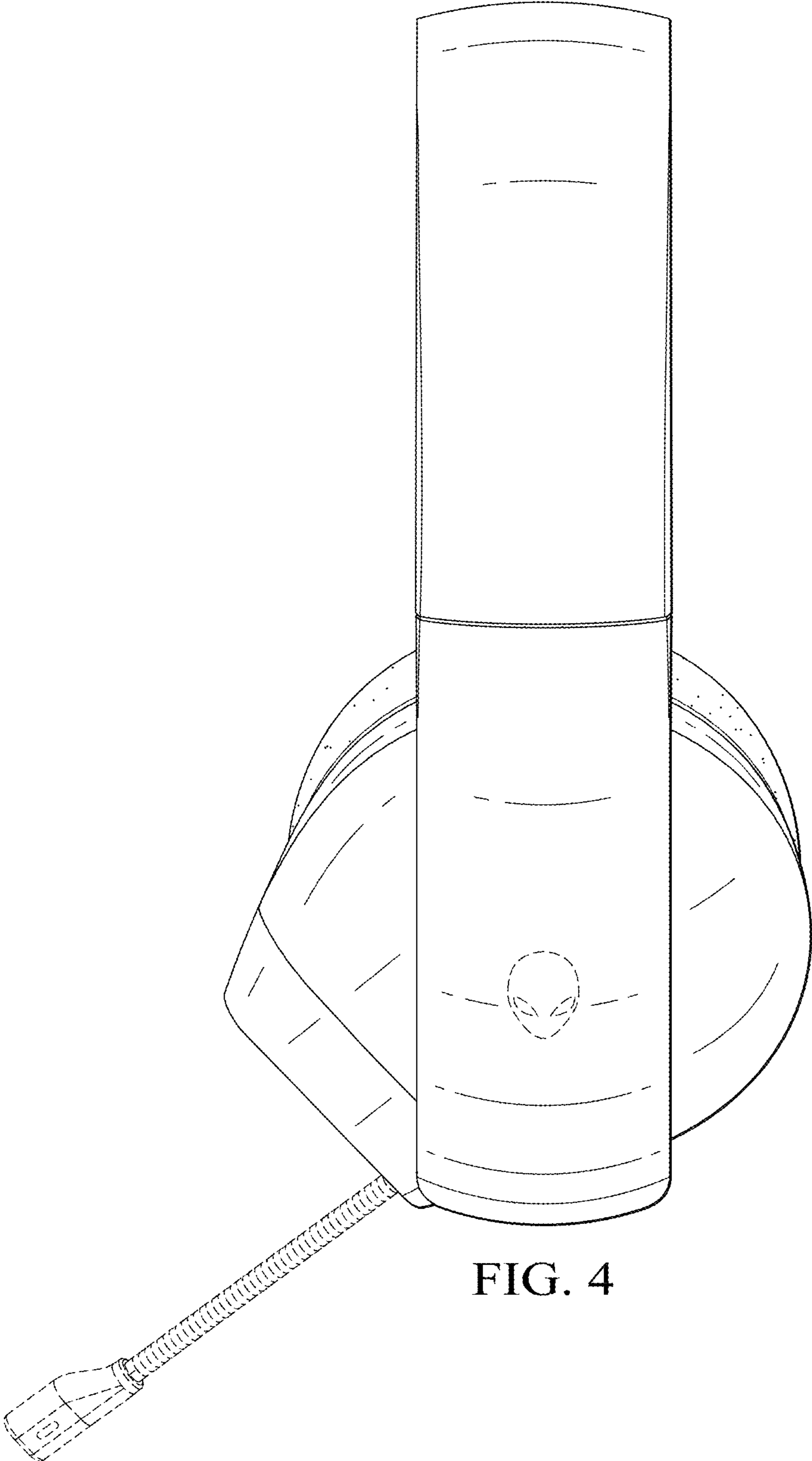
FIG. 1



FIG. 2



FIG. 3



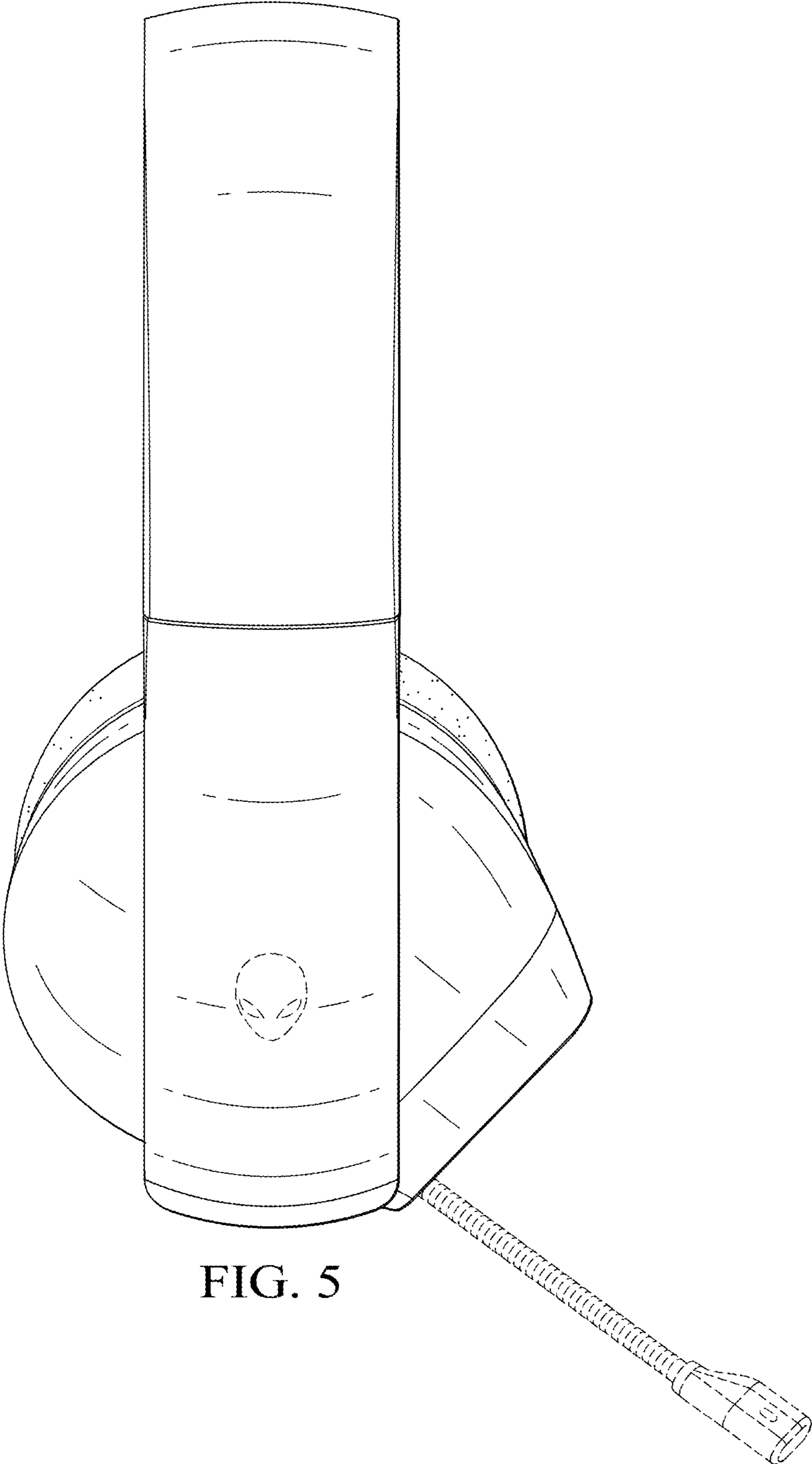


FIG. 5

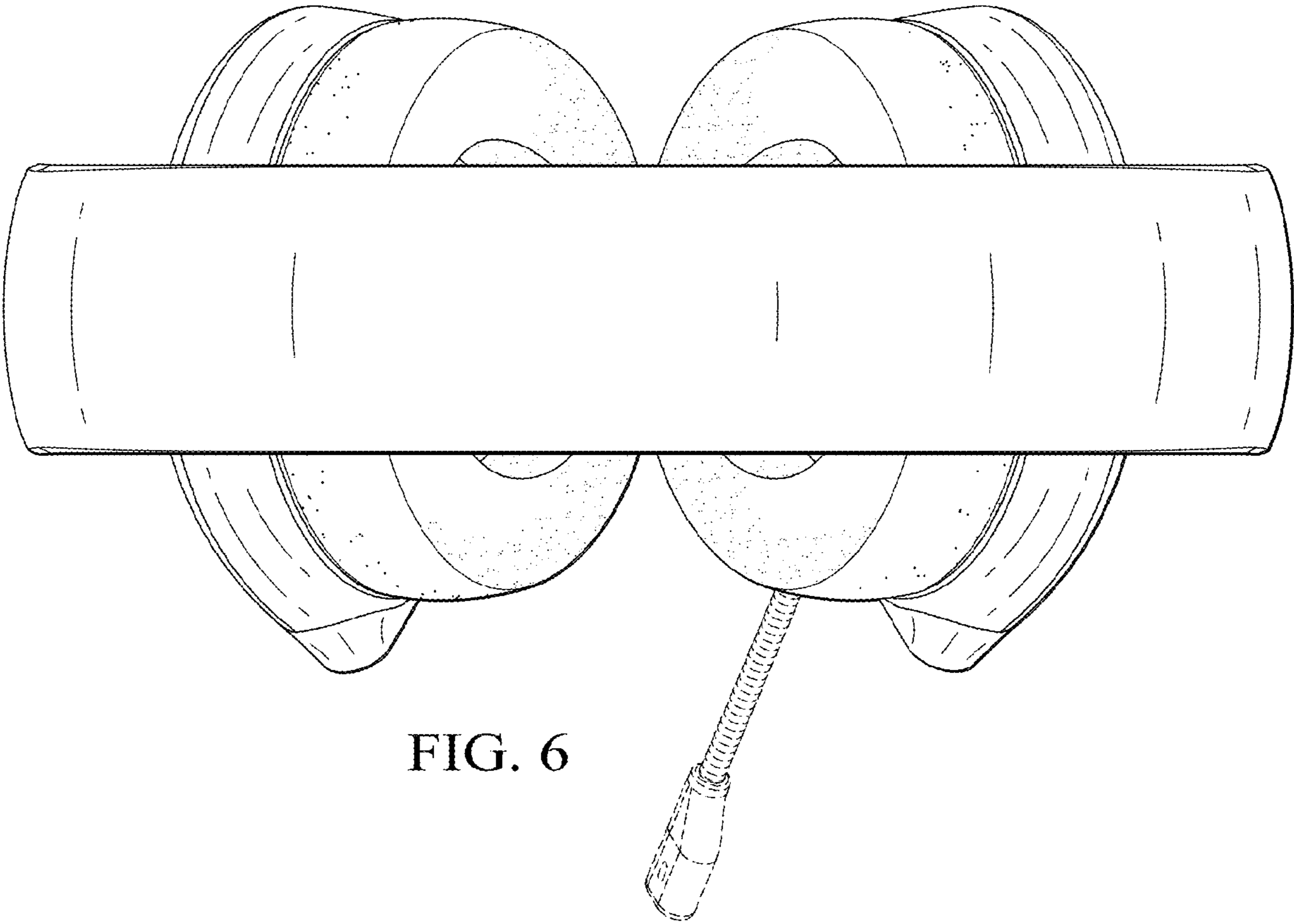


FIG. 6

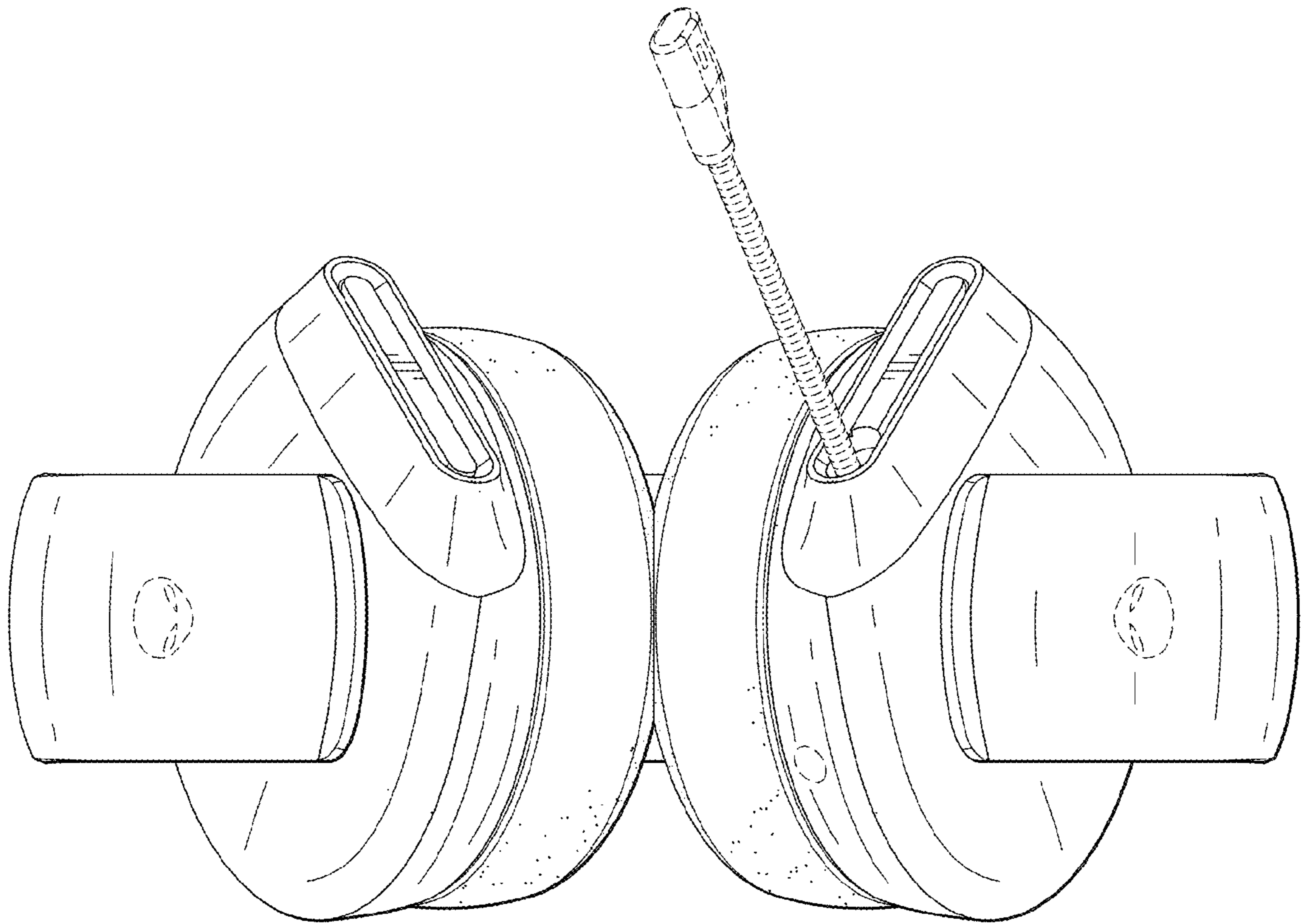


FIG. 7