



US00D904329S

(12) **United States Design Patent** (10) **Patent No.:** **US D904,329 S**
Boucquey et al. (45) **Date of Patent:** **** Dec. 8, 2020**

- (54) **COMMUNICATION DEVICE** D744,450 S * 12/2015 Kim D14/138 G
D749,551 S 2/2016 Mitchell
(71) Applicant: **Motorola Mobility LLC**, Chicago, IL D751,523 S 3/2016 Min et al.
(US) D763,838 S 8/2016 Lee
D771,004 S 11/2016 Husgafvel
(72) Inventors: **Thomas Boucquey**, Chicago, IL (US); D774,025 S 12/2016 Reivo et al.
Ricardo Flores Meneses, Chicago, IL D775,097 S 12/2016 Husgafvel
(US); **Paul Pierce**, Grayslake, IL (US); D780,145 S 2/2017 Rouger et al.
Mark D Zaveson, Antioch, IL (US) D782,451 S 3/2017 Rouger et al.
D782,452 S 3/2017 Lee et al.
D783,564 S 4/2017 Park et al.
(73) Assignee: **Motorola Mobility LLC**, Chicago, IL D786,213 S 5/2017 Seo et al.
(US) D790,518 S * 6/2017 Park D14/248
D794,589 S 8/2017 Daniel
D797,694 S 9/2017 Daniel
(**) Term: **15 Years** D810,726 S * 2/2018 Chou D14/248

(Continued)

(21) Appl. No.: **29/636,024**

Primary Examiner — Sheryl Lane

(22) Filed: **Feb. 5, 2018**

Assistant Examiner — Calvin E Vansant

(74) *Attorney, Agent, or Firm* — Kunzler Bean & Adamson

Related U.S. Application Data

(62) Division of application No. 29/572,218, filed on Jul. 26, 2016, now abandoned.

(51) **LOC (12) Cl.** **14-03**

(57) **CLAIM**

The ornamental design for a communication device, as shown and described.

(52) **U.S. Cl.**

USPC **D14/138 AA**

DESCRIPTION

(58) **Field of Classification Search**

USPC D14/138 AA, 138 AB, 138 AD, 138 AC, D14/138 C, 138 G, 138 R, 248, 250, 253, D14/341, 440, 336, 371; D24/186

CPC H05K 5/0217; H04M 1/03; H04B 1/3888; H04N 5/2252; A45C 2011/002

See application file for complete search history.

FIG. 1 is a front perspective view of an ornamental design for a communication device;
FIG. 2 is a rear perspective view thereof;
FIG. 3 is a front view thereof;
FIG. 4 is a rear view thereof;
FIG. 5 is a first side view thereof;
FIG. 6 is a second side view thereof;
FIG. 7 is a top view thereof; and,
FIG. 8 is a bottom view thereof.


The broken lines shown in FIGS. 1-8, that are immediately adjacent to the shaded areas, and define unshaded regions is for the purpose of illustrating environment and forms no part of the claimed design.

(56) **References Cited**

U.S. PATENT DOCUMENTS

- D635,540 S 4/2011 Kim et al.
D644,196 S 8/2011 Lee et al.
D728,577 S 5/2015 Amit et al.
D733,109 S 6/2015 Reivo et al.
D734,287 S 7/2015 Chu
D740,266 S 10/2015 Kim et al.

1 Claim, 6 Drawing Sheets



(56)

References Cited

U.S. PATENT DOCUMENTS

D838,706 S * 1/2019 Li D14/248
D857,680 S 8/2019 Boucquey
D857,681 S 8/2019 Boucquey

* cited by examiner

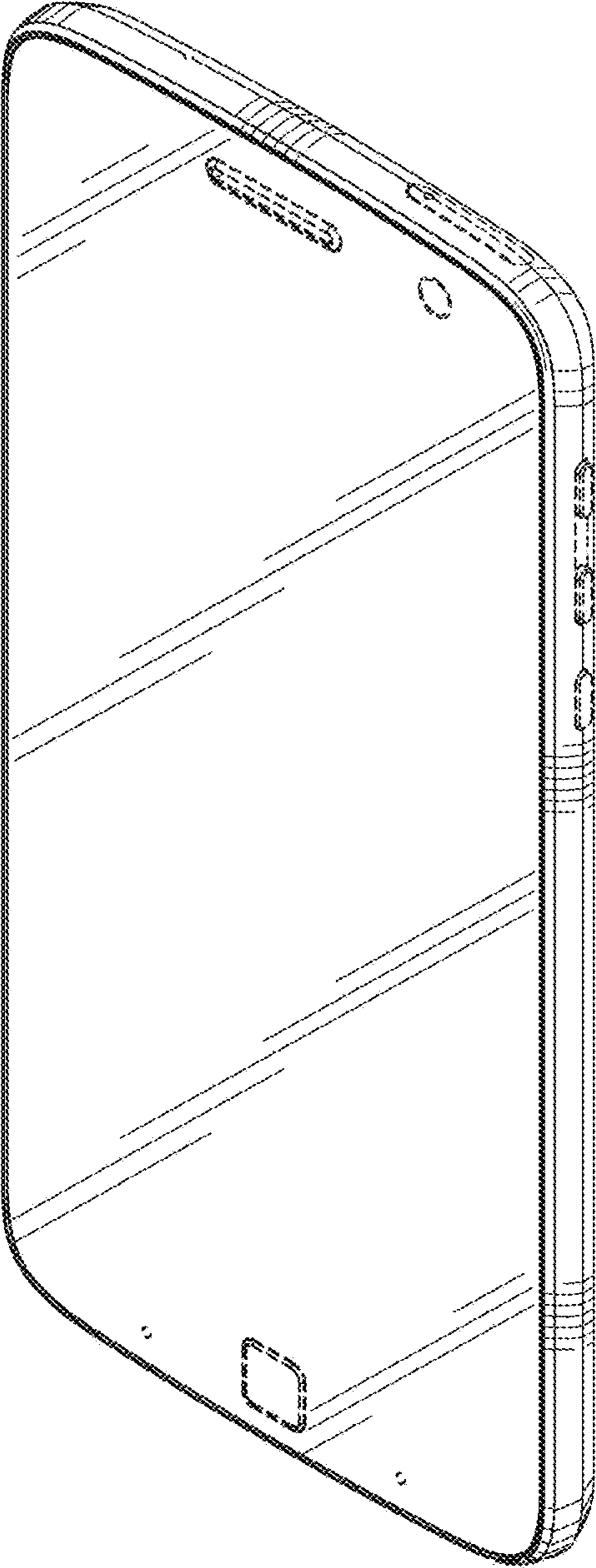


FIG. 1




FIG. 2




FIG. 3




FIG. 4




FIG. 5




FIG. 6

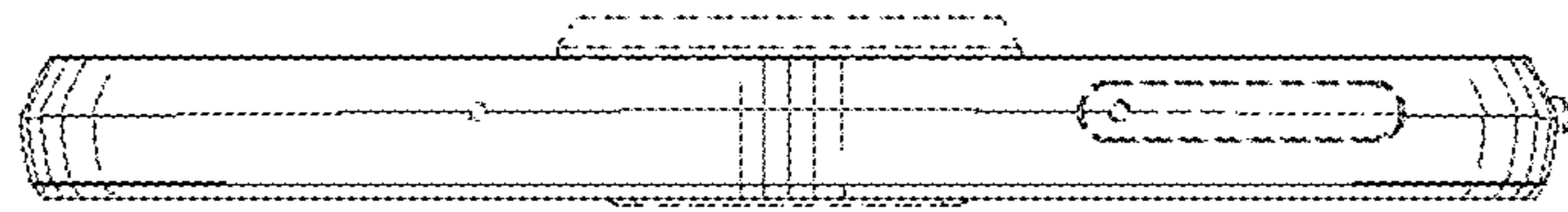


FIG. 7

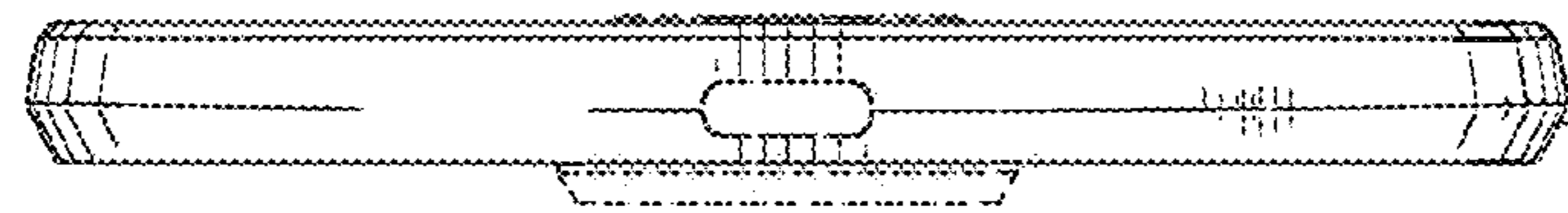


FIG. 8