



US00D904293S

(12) **United States Design Patent** (10) **Patent No.:** **US D904,293 S**  
**Wersland et al.** (45) **Date of Patent:** **\*\* Dec. 8, 2020**

(54) **CHARGING STAND**

(71) Applicant: **Theragun, Inc.**, Beverly Hills, CA (US)

(72) Inventors: **Jason Wersland**, Manhattan Beach, CA (US); **Benjamin Nazarian**, Beverly Hills, CA (US); **Jaime Sanchez Solana**, Los Angeles, CA (US); **Eduardo Merino**, Beverly Hills, CA (US); **Trent Hernandez**, Los Angeles, CA (US); **Jillian Tackaberry**, Chicago, IL (US); **David Seal**, Chicago, IL (US); **Gary Paulsen**, Chicago, IL (US)

(73) Assignee: **THERAGUN, INC.**, Beverly Hills, CA (US)

(\*\*) Term: **15 Years**

(21) Appl. No.: **29/714,246**

(22) Filed: **Nov. 21, 2019**

**Related U.S. Application Data**

(63) Continuation-in-part of application No. 29/679,889, filed on Feb. 11, 2019, now Pat. No. Des. 892,042.

(51) **LOC (12) Cl.** ..... **13-02**

(52) **U.S. Cl.**  
USPC ..... **D13/107**

(58) **Field of Classification Search**

USPC ..... D13/103, 107-108, 110, 184, 199;  
D14/251, 253, 432, 434  
CPC ..... H02J 7/0044; H02J 7/0045; H02J 7/0042;  
H02J 7/342; H02J 7/345; H02J 7/025;  
H02J 7/026; H02J 7/0007; H02J 7/0027;  
H02J 7/0003; H02J 50/00; H02J 50/10;  
H02J 50/12; H02J 50/80; H02J 50/40;  
H02J 50/402; H02J 50/50

See application file for complete search history.

(56) **References Cited**

U.S. PATENT DOCUMENTS

D315,161 S *	3/1991	Watanabe .....	D13/108
D343,841 S *	2/1994	Hon .....	D13/108
D358,821 S *	5/1995	Hellier .....	D13/108
D361,069 S *	8/1995	Hellier .....	D13/108
D366,237 S *	1/1996	Yang .....	D13/108
D369,797 S *	5/1996	Hillier .....	D13/108
D605,588 S *	12/2009	Nomi .....	D13/108
D634,271 S *	3/2011	Kessler .....	D13/108
D878,085 S *	3/2020	Werner .....	D6/526
D880,419 S *	4/2020	Hernandez .....	D13/108
D890,090 S *	7/2020	Hernandez .....	D13/108

\* cited by examiner

*Primary Examiner* — Rosemary K Tarcza

(74) *Attorney, Agent, or Firm* — Jeffer Mangels; Butler & Mitchell LLP; Brennan C. Swain, Esq.

(57) **CLAIM**

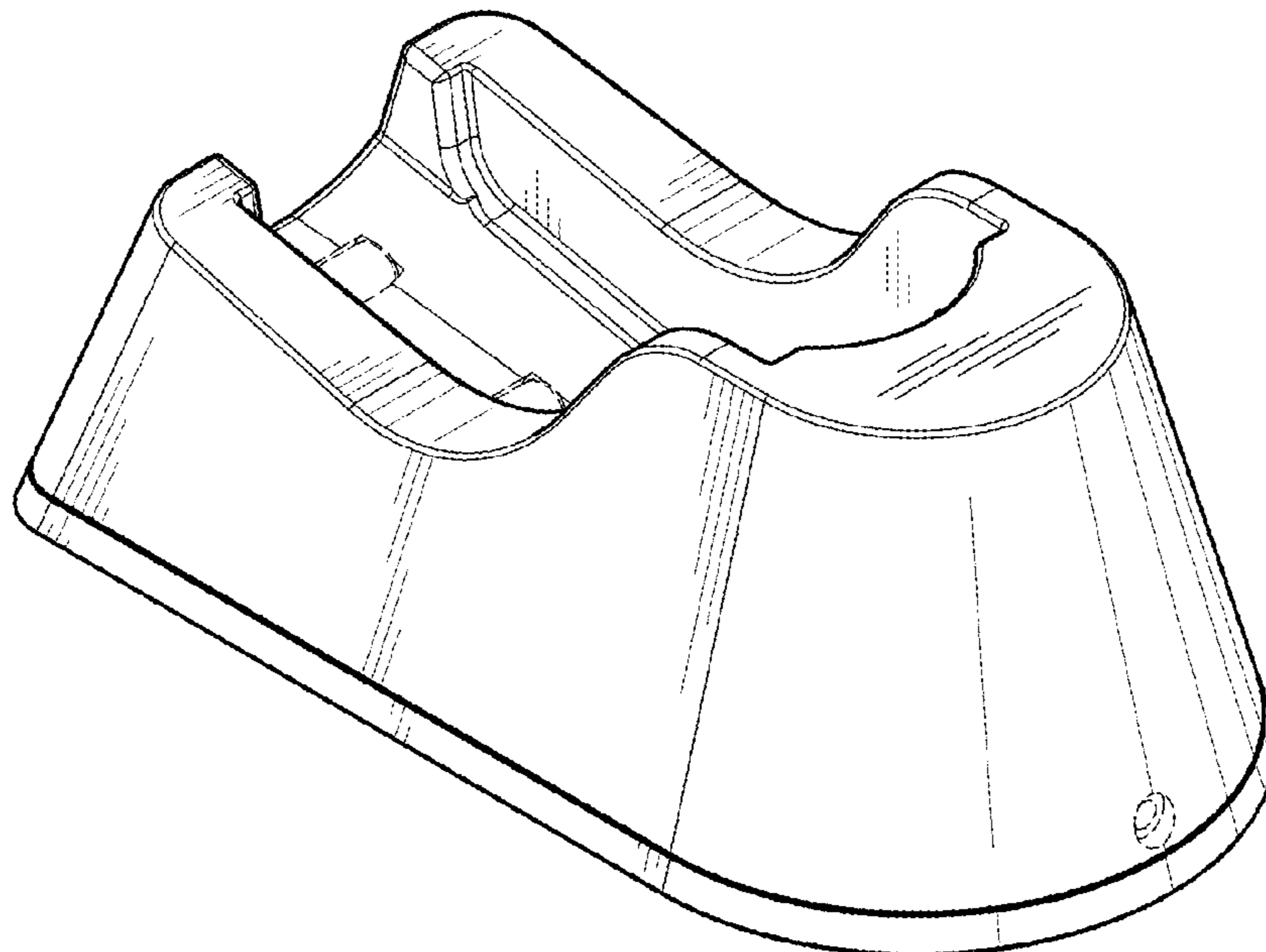
The ornamental design for a charging stand, as shown and described.

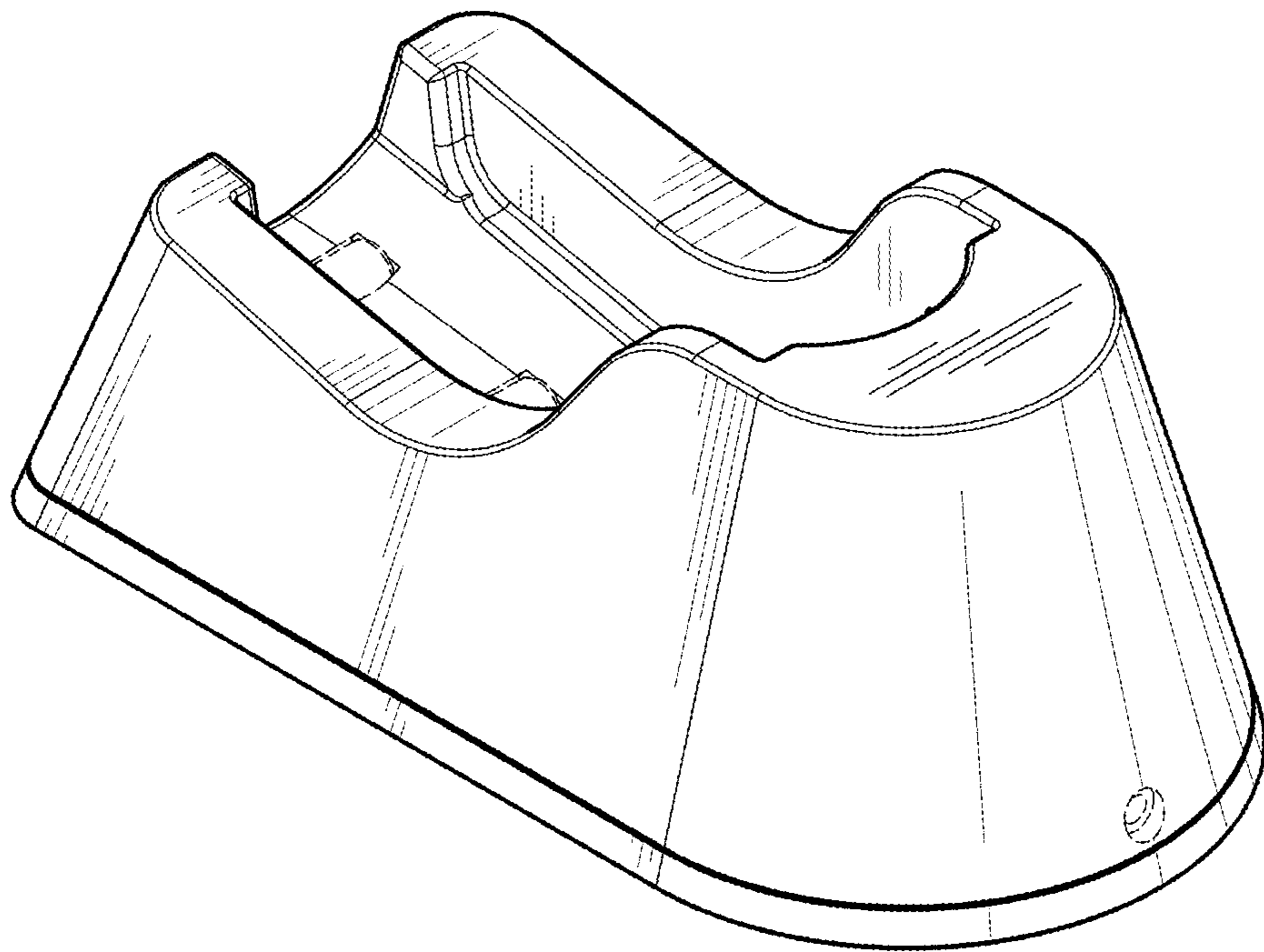
**DESCRIPTION**

FIG. 1 is a front perspective view of the present invention; FIG. 2 is a rear perspective view of the present invention; FIG. 3 is a front elevational view of the present invention; FIG. 4 is a rear elevational view of the present invention; FIG. 5 is a right side elevational view of the present invention, the left side elevational view being a mirror image thereof; and,

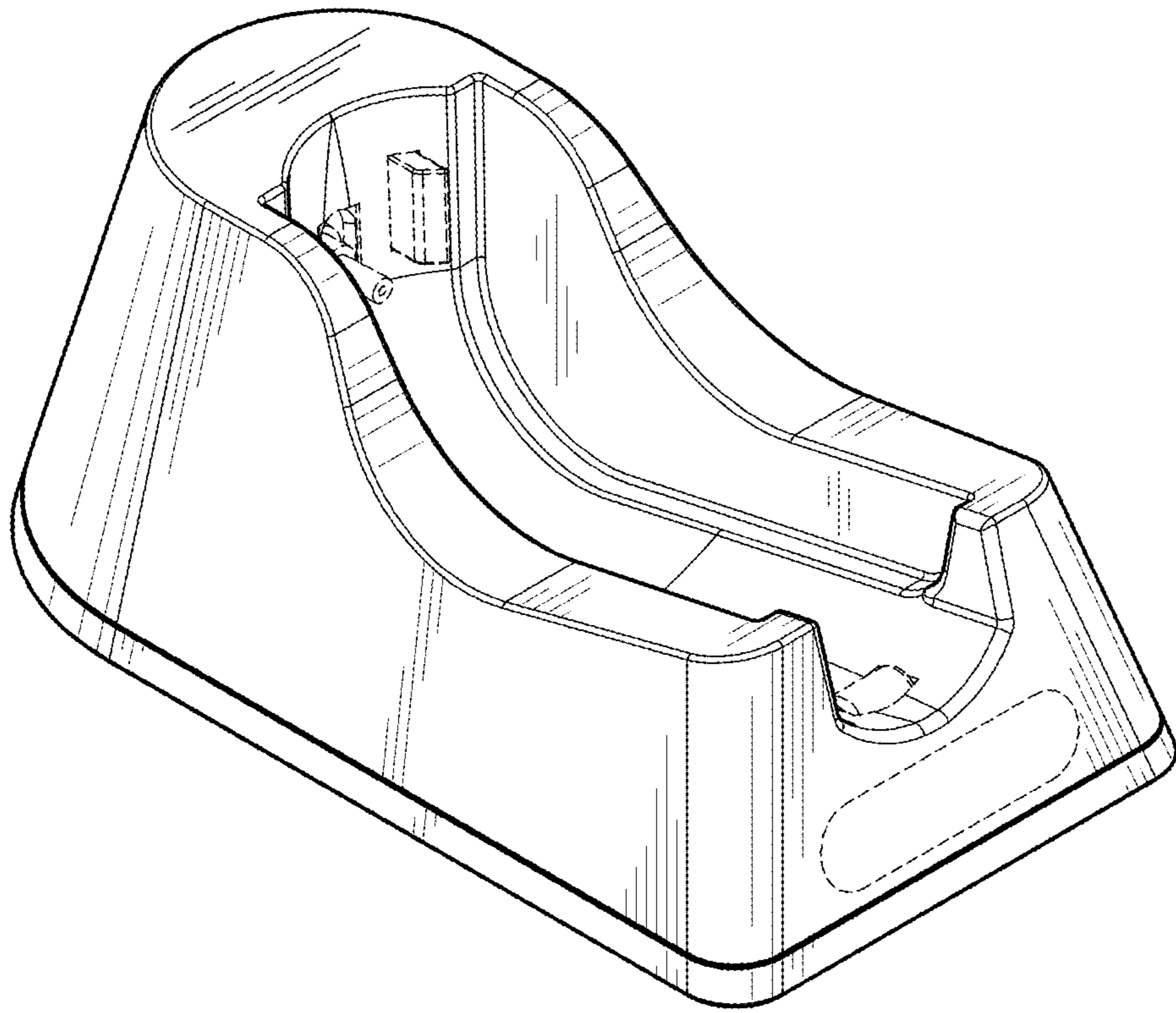
FIG. 6 is a top plan view of the present invention. The broken lines shown in the drawings are included for the purpose of illustrating portions of the charging stand that form no part of the claimed design.

**1 Claim, 5 Drawing Sheets**

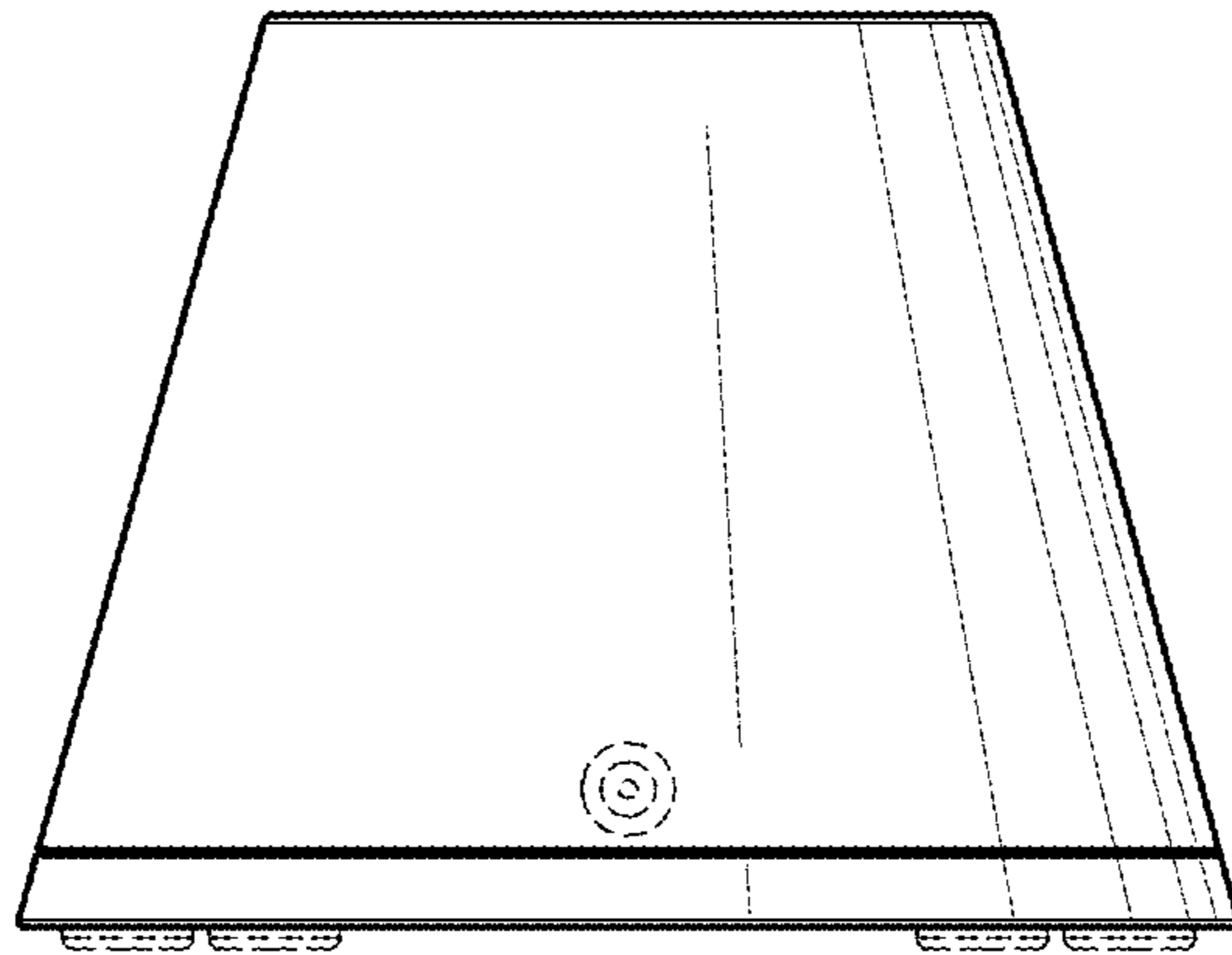




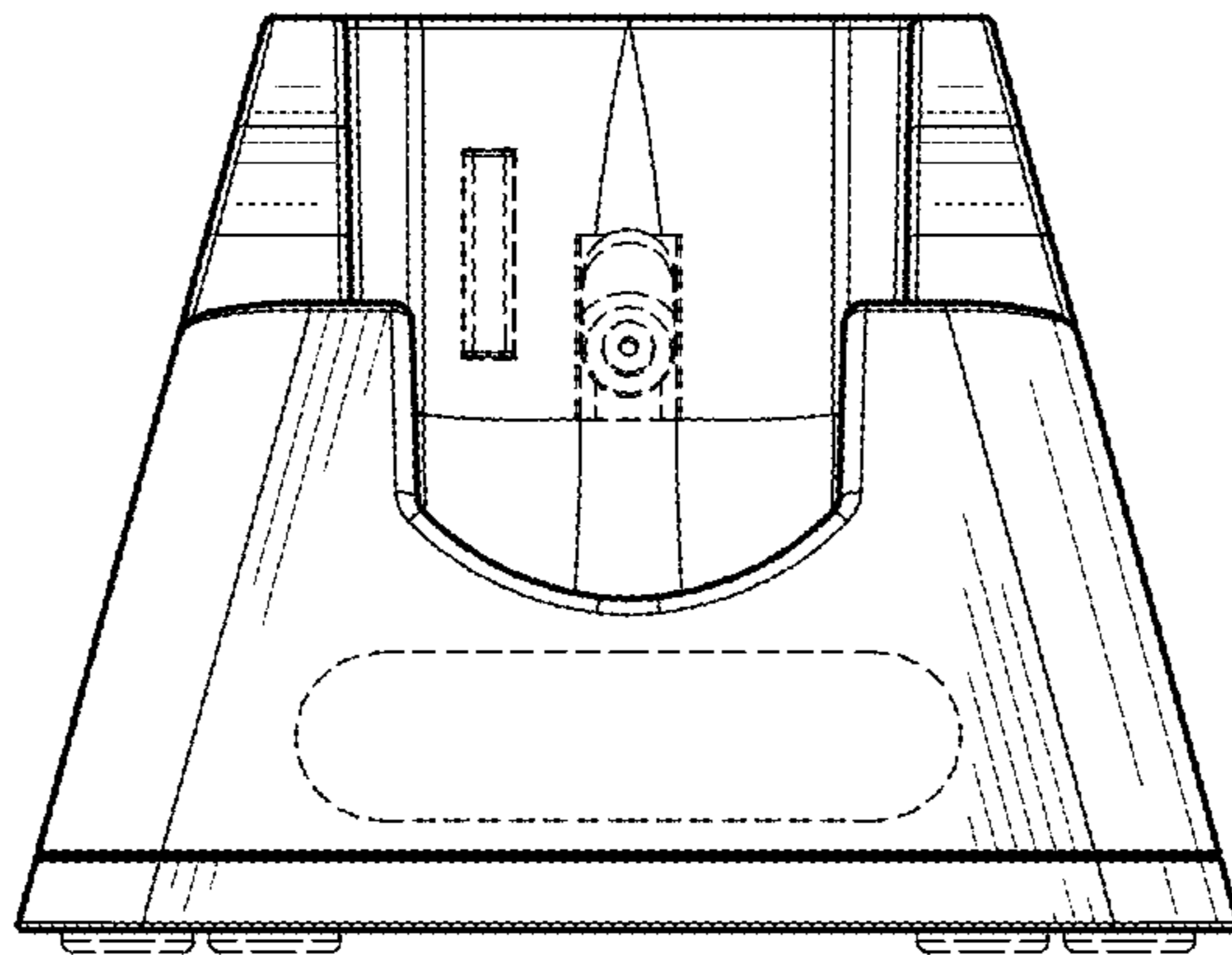
*FIG. 1*



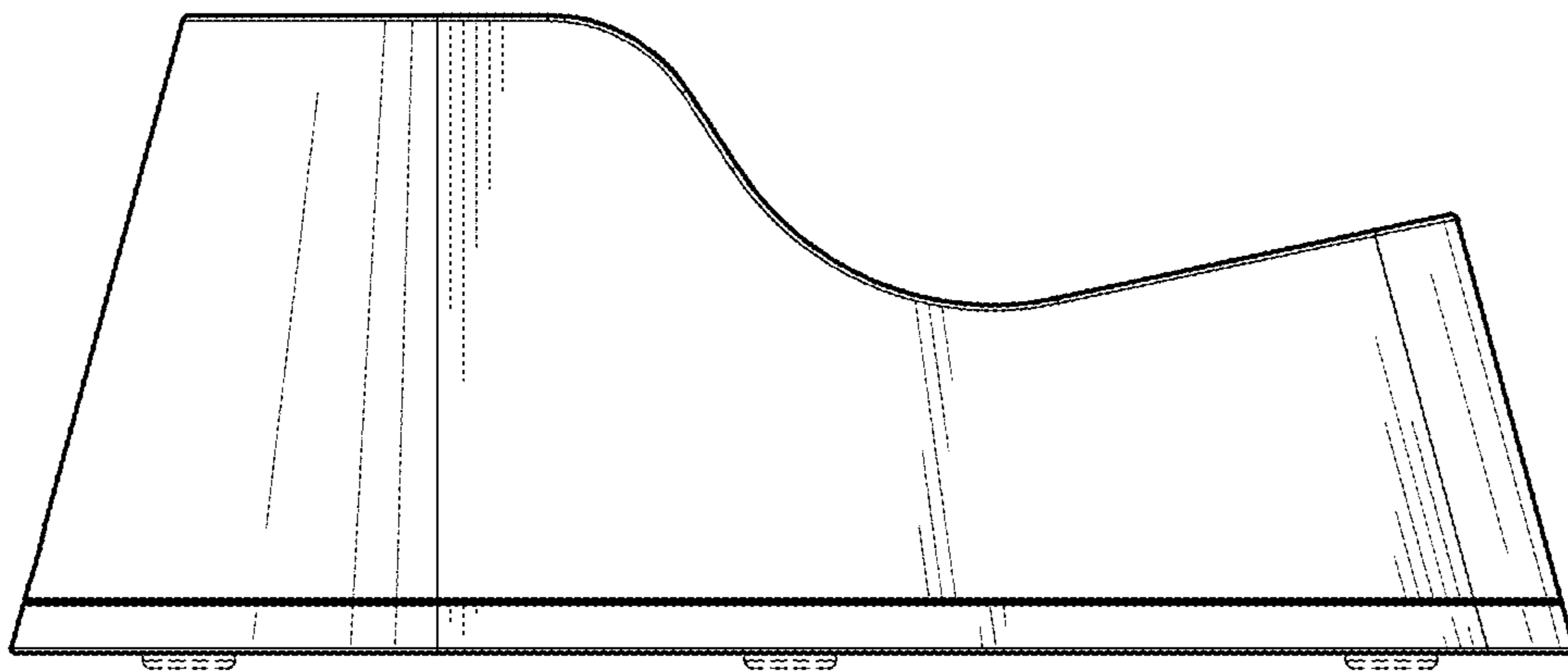
*FIG. 2*



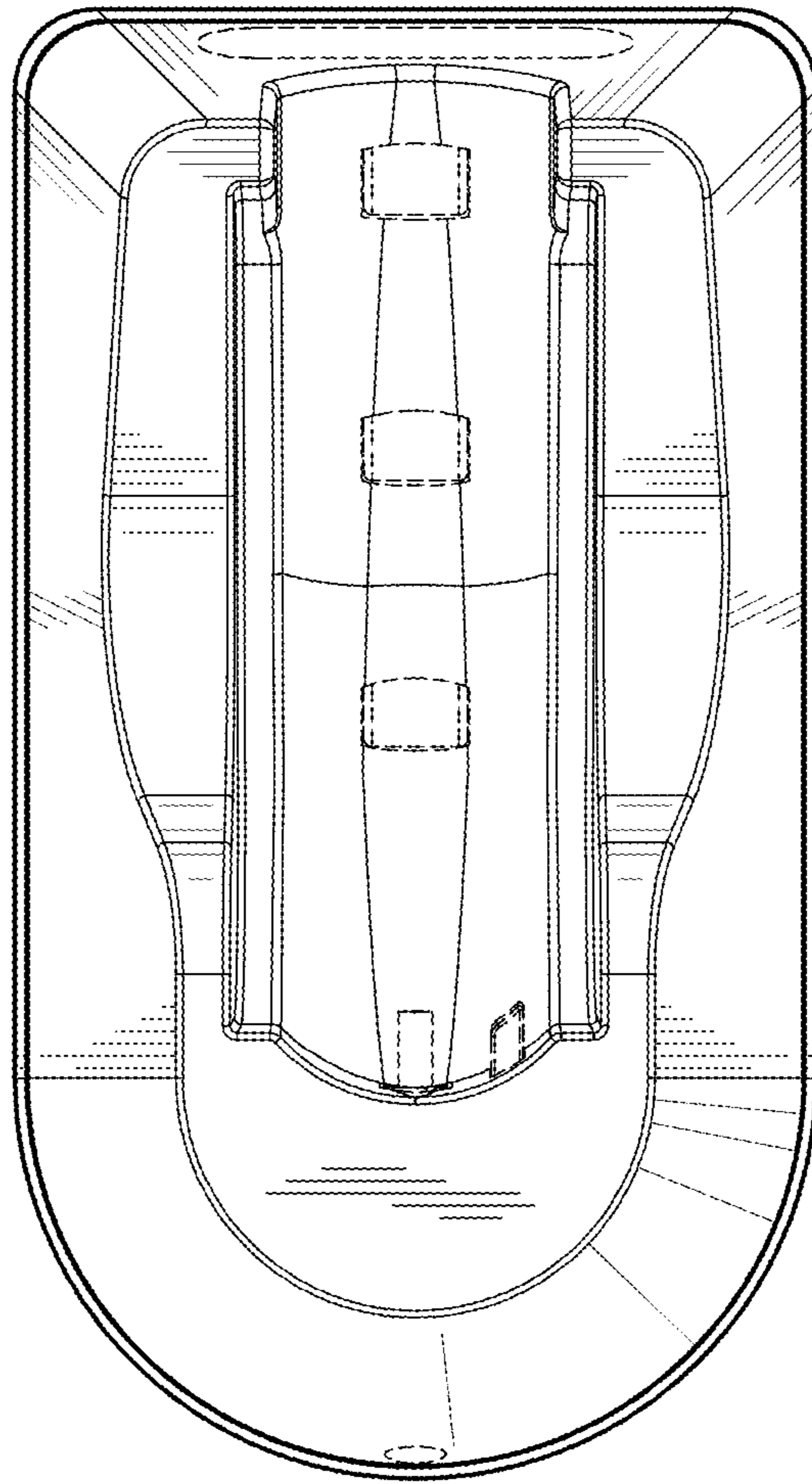
*FIG. 3*



*FIG. 4*



*FIG. 5*



*FIG. 6*