



US00D904289S

(12) **United States Design Patent** (10) **Patent No.:** **US D904,289 S**
Lance et al. (45) **Date of Patent:** **** Dec. 8, 2020**

(54) **TEXTURED SOLAR PANEL**

(71) Applicant: **SUNPOWER CORPORATION**, San Jose, CA (US)
(72) Inventors: **Tamir Lance**, Los Gatos, CA (US); **David Okawa**, Belmont, CA (US); **Ryan Reagan**, Fremont, CA (US); **Brian Wares**, Sacramento, CA (US); **Laurence Mackler**, Corte Madera, CA (US); **Hikaru Iwasaka**, New York, NY (US); **Alexander Keller**, Boston, MA (US)
(73) Assignee: **SUNPOWER CORPORATION**, San Jose, CA (US)

(**) Term: **15 Years**

(21) Appl. No.: **29/724,030**

(22) Filed: **Feb. 12, 2020**

Related U.S. Application Data

(62) Division of application No. 29/649,785, filed on Jun. 1, 2018, now Pat. No. Des. 879,031.

(51) **LOC (12) Cl.** **13-02**

(52) **U.S. Cl.**
USPC **D13/102**

(58) **Field of Classification Search**
USPC D13/101, 102, 110, 133, 182, 199
CPC Y02E 10/40; Y02E 10/44; Y02E 10/52; Y02E 10/542; Y02E 10/544; E04H 4/08; H01L 31/00; H01L 31/042; H01L 31/045; H01L 31/048; H01L 31/052; H01L 31/184; H01L 31/0232; H01L 31/0508; H01L 31/0512; H01L 31/0543
See application file for complete search history.

(56) **References Cited**

U.S. PATENT DOCUMENTS

4,283,106 A * 8/1981 Bunnell H01L 31/02013
136/244
D627,279 S * 11/2010 Fisker D12/169
9,045,174 B2 * 6/2015 Dixon B62D 25/182

(Continued)

OTHER PUBLICATIONS

Chinese Office Action dated Mar. 7, 2019 in corresponding Chinese Patent Application No. 201830706564.6, 1 page.

Primary Examiner — Susan Bennett Hattan
Assistant Examiner — Suzanne E Tisdell
(74) *Attorney, Agent, or Firm* — Oblon, McClelland, Maier & Neustadt, L.L.P.

(57) **CLAIM**


The ornamental design for a textured solar panel, as shown and described.

DESCRIPTION

FIG. 1 is a front elevational view of a eleventh embodiment of a textured solar panel;
FIG. 2 is a rear elevational view thereof;
FIG. 3 is a right side elevational view thereof;
FIG. 4 is a left side elevational view thereof;
FIG. 5 is a bottom plan view thereof;
FIG. 6 is a top plan view thereof;
FIG. 7 is a front, bottom, and left side perspective view thereof;
FIG. 8 is an enlarged view of the section indicated by callout circle 8 in FIG. 7; and,
FIG. 9 is a further enlarged view of the section indicated by callout circle 9 in FIG. 8.

The evenly spaced broken lines shown in the figures are for the purpose of illustrating portions of the textured solar panel that form no part of the claimed design. The dot-dash lines in the figures form a circle and lead line ending in a number that corresponds to the area shown in the figure having that number. The dot-dash lines form no part of the claimed design.

1 Claim, 7 Drawing Sheets



(56)

References Cited

U.S. PATENT DOCUMENTS

D767,484	S *	9/2016	Morad	D13/102
9,550,533	B2 *	1/2017	Wylezinski	B62D 25/163
D814,402	S *	4/2018	Cheung	D13/102
D817,867	S *	5/2018	Kojima	D13/102
2011/0265849	A1 *	11/2011	Hong	H01L 31/0504 136/244
2012/0037215	A1 *	2/2012	Ball	H02S 40/12 136/251
2012/0227792	A1 *	9/2012	Chen	H01L 31/02 136/251
2013/0333305	A1 *	12/2013	Stearns	E04D 13/10 52/24
2014/0301003	A1 *	10/2014	Jankowski	H01L 31/02021 361/57
2016/0072431	A1 *	3/2016	Solon	H01R 9/03 136/244
2016/0301354	A1 *	10/2016	Draffin, II	H02S 10/40
2018/0062572	A1 *	3/2018	Kunesh	H02S 20/30
2018/0091089	A1 *	3/2018	Lange	F24S 30/425
2018/0239841	A1 *	8/2018	Wachman	G06F 30/00
2018/0241343	A1 *	8/2018	Jiang	B08B 13/00
2019/0144138	A1 *	5/2019	Spark	H02S 30/20 244/172.6

* cited by examiner



FIG. 1



FIG. 2

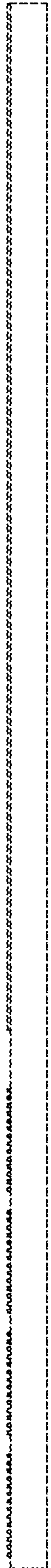


FIG. 3



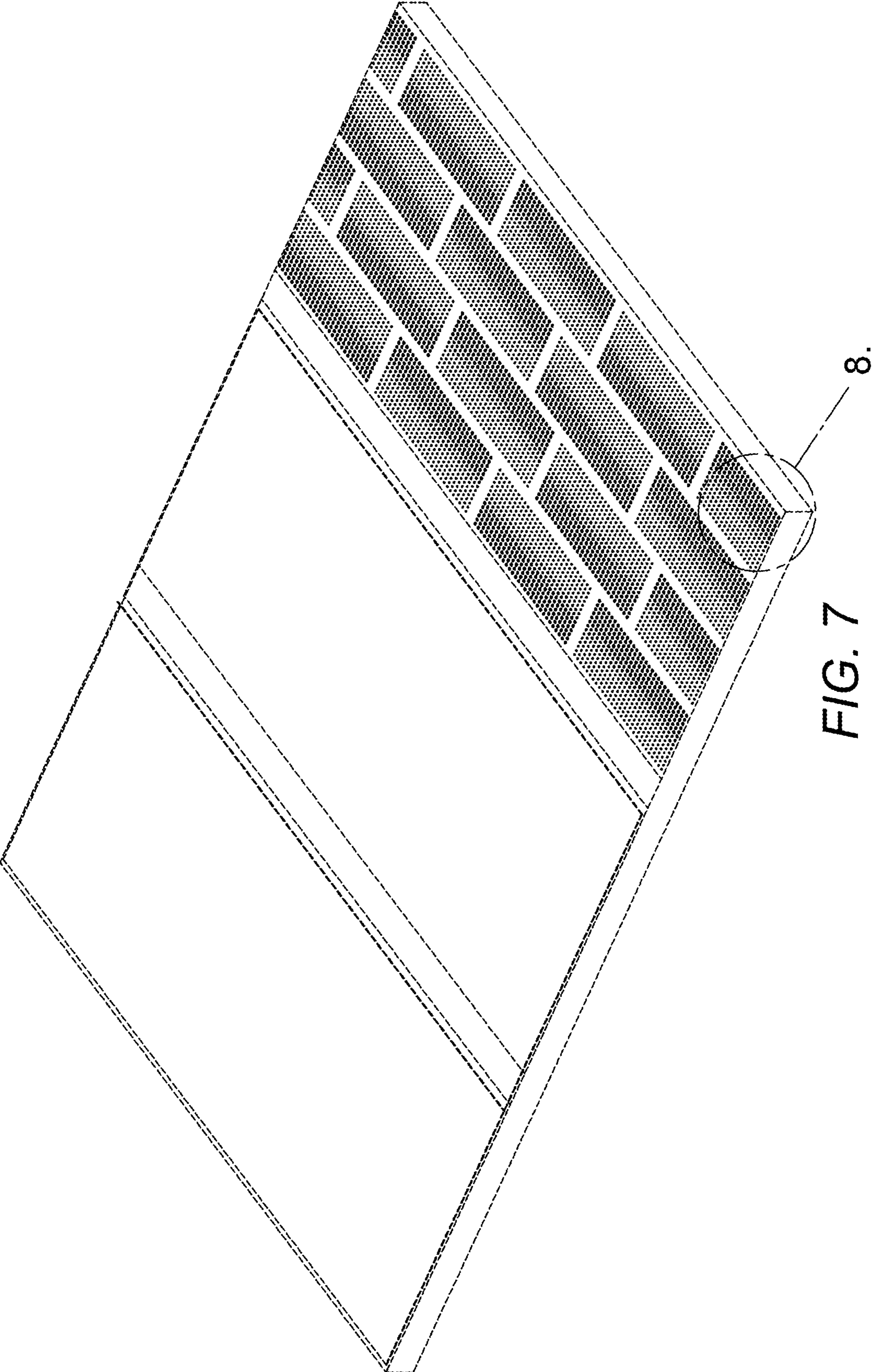
FIG. 4

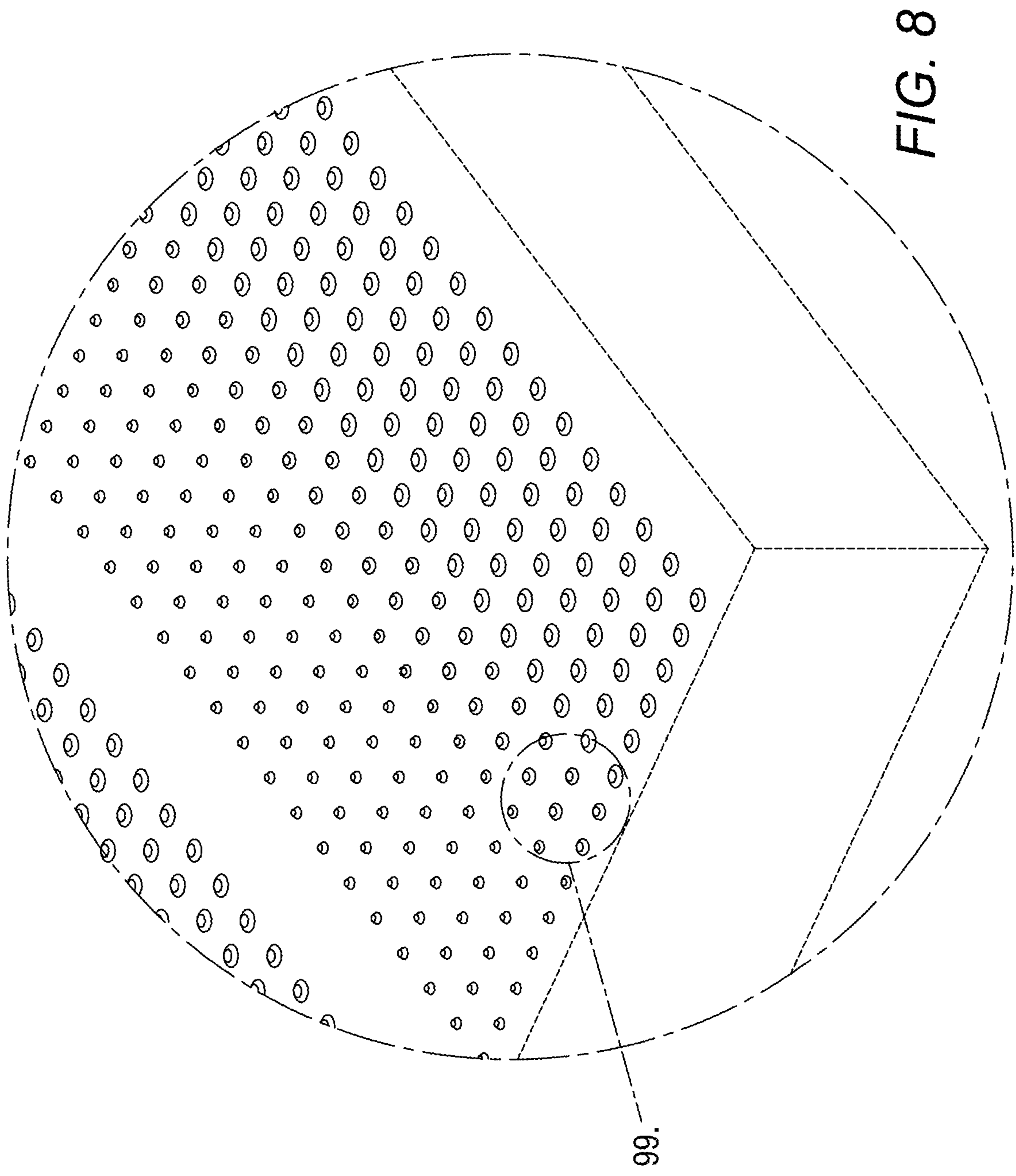


FIG. 5



FIG. 6





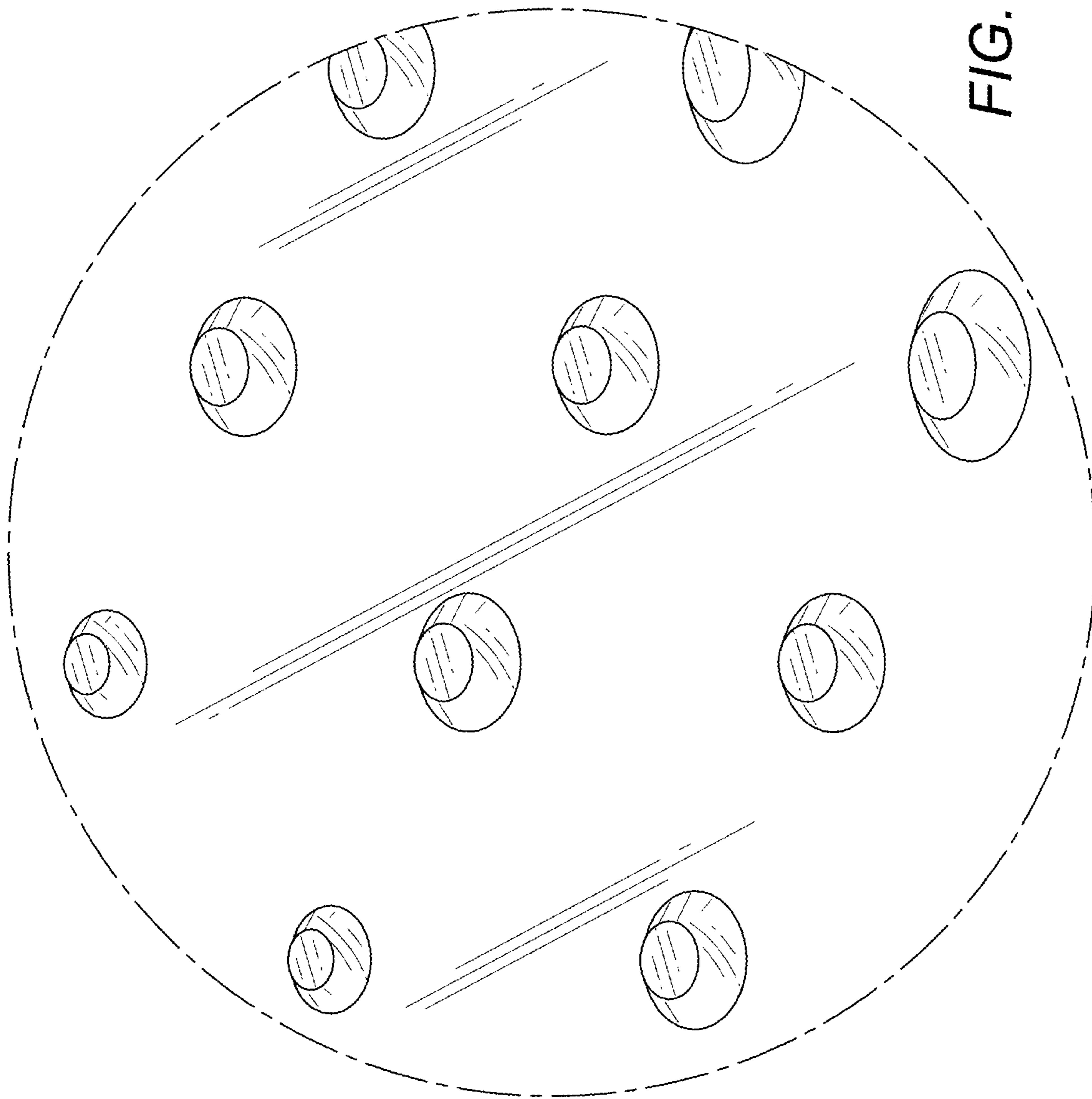


FIG. 9