



US00D904283S

(12) **United States Design Patent** (10) **Patent No.:** **US D904,283 S**
Green (45) **Date of Patent:** **** *Dec. 8, 2020**

(54) **TIRE TREAD**
(71) Applicant: **TIRE MART, INC.**, St. Louis, MO (US)

D445,731 S * 7/2001 Fantanzo D12/586
D549,155 S * 8/2007 Umstot D12/512
D586,731 S * 2/2009 Neubauer D12/579
D870,029 S * 12/2019 Wang D12/599

(72) Inventor: **Michael L. Green**, St. Louis, MO (US)

OTHER PUBLICATIONS

(73) Assignee: **TIRE MART, INC.**, St. Louis, MO (US)

U.S. Appl. No. 29/681,775, Notice of Allowance dated Jun. 11, 2020.
U.S. Appl. No. 29/681,775, Non-Final Office Action dated Apr. 7, 2020.
U.S. Appl. No. 29/681,775, Final Office Action, dated Apr. 27, 2020.

(*) Notice: This patent is subject to a terminal disclaimer.

* cited by examiner

(**) Term: **15 Years**

Primary Examiner — Robert M. Spear
(74) *Attorney, Agent, or Firm* — Lathrop GPM, LLP

(21) Appl. No.: **29/681,763**

(22) Filed: **Feb. 27, 2019**

(51) **LOC (12) Cl.** **12-15**

(57) **CLAIM**

(52) **U.S. Cl.**
USPC **D12/579**; D12/588

The ornamental design for a tire tread, as shown and described.

(58) **Field of Classification Search**
USPC D12/579, 580, 586, 587, 588, 592, 593, D12/594, 596, 598, 599, 600, 602
CPC B60C 11/11
See application file for complete search history.

DESCRIPTION

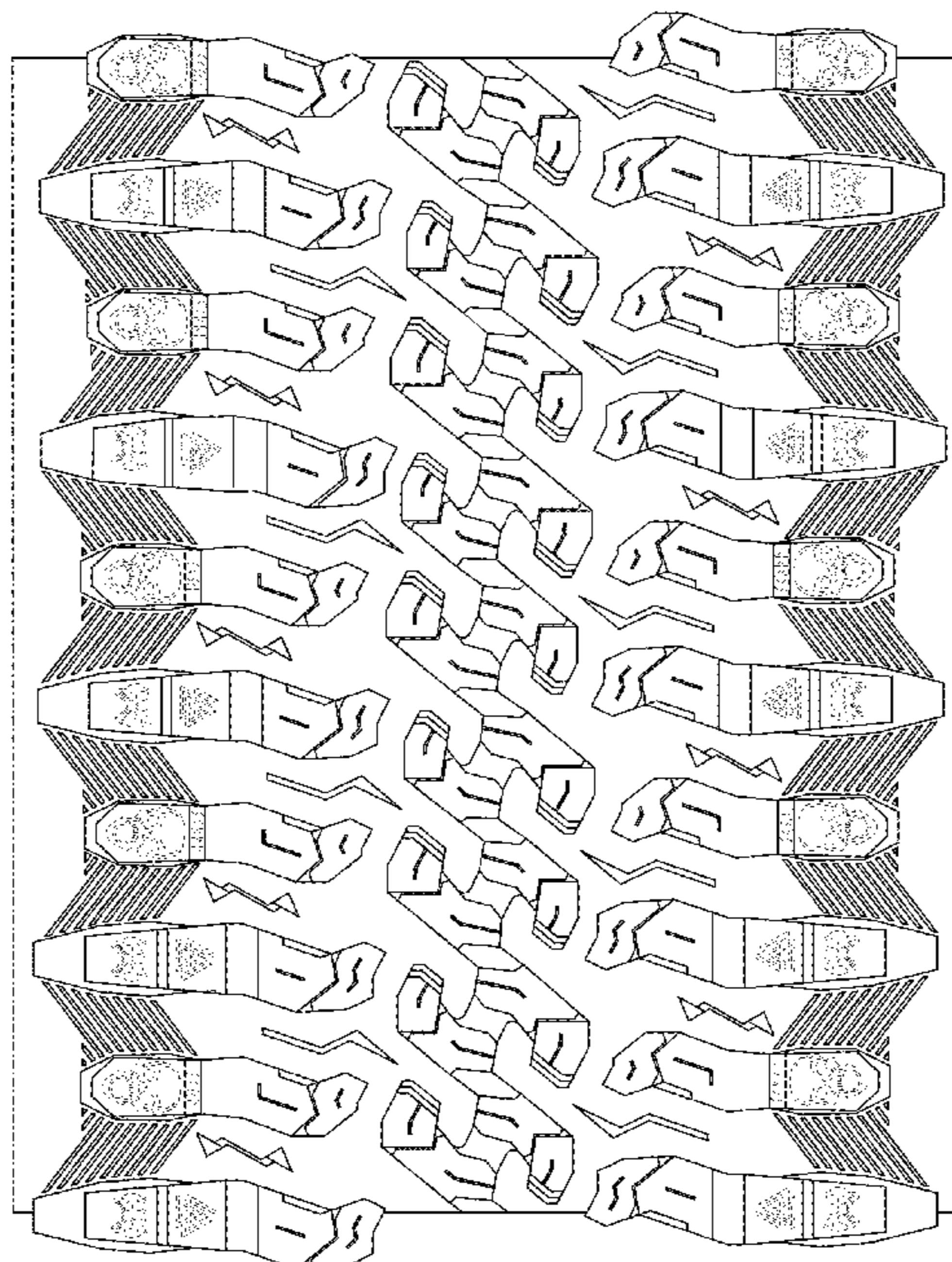
(56) **References Cited**

U.S. PATENT DOCUMENTS

D262,363 S * 12/1981 Flint D12/586
D264,455 S * 5/1982 Hart D12/594
D265,186 S * 6/1982 Karlyn D12/587
D279,087 S * 6/1985 Lissan D12/586
D280,091 S * 8/1985 Fetty D12/586
4,609,022 A * 9/1986 Fetty B60C 11/0306
152/209.1
D345,721 S * 4/1994 Baus B60C 11/0306
D12/586
D415,723 S * 10/1999 Roelle D12/599

FIG. 1 is a front elevational view of a tire tread showing the new design on the face of a tire; and, FIG. 2 is a perspective view thereof. In the drawings, the evenly-spaced broken lines depict portions of a tire that form no part of the claim; the dash/dot/dash broken lines depict boundaries of the claim and form no part thereof. The design continues uniformly throughout the circumference of the tire, as shown schematically in solid lines in the drawings. The claimed design is only visible on the exterior face of the tire and consists of a repeating pattern which appears identical no matter which section of the tire face is viewed.

1 Claim, 2 Drawing Sheets



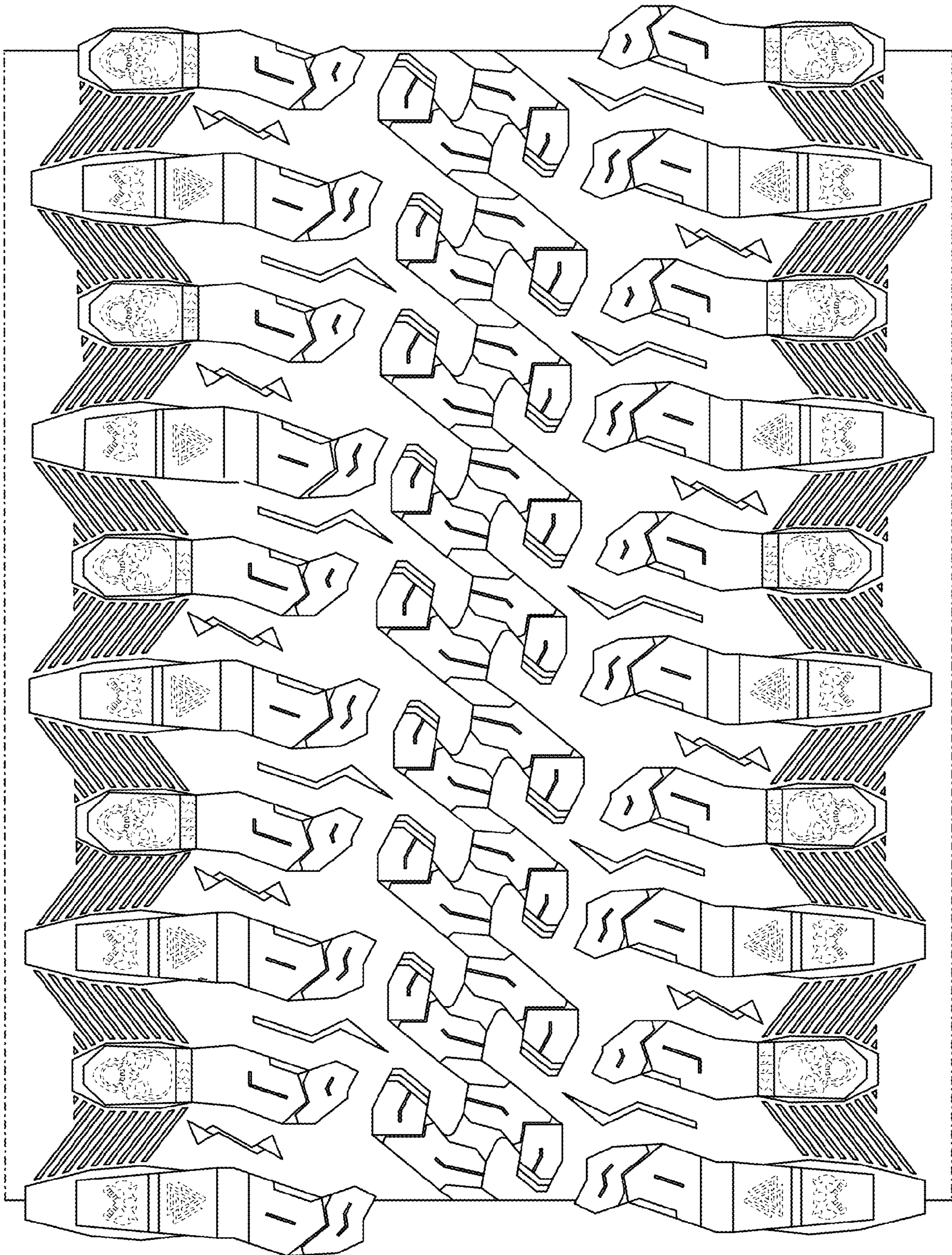


FIG. 1

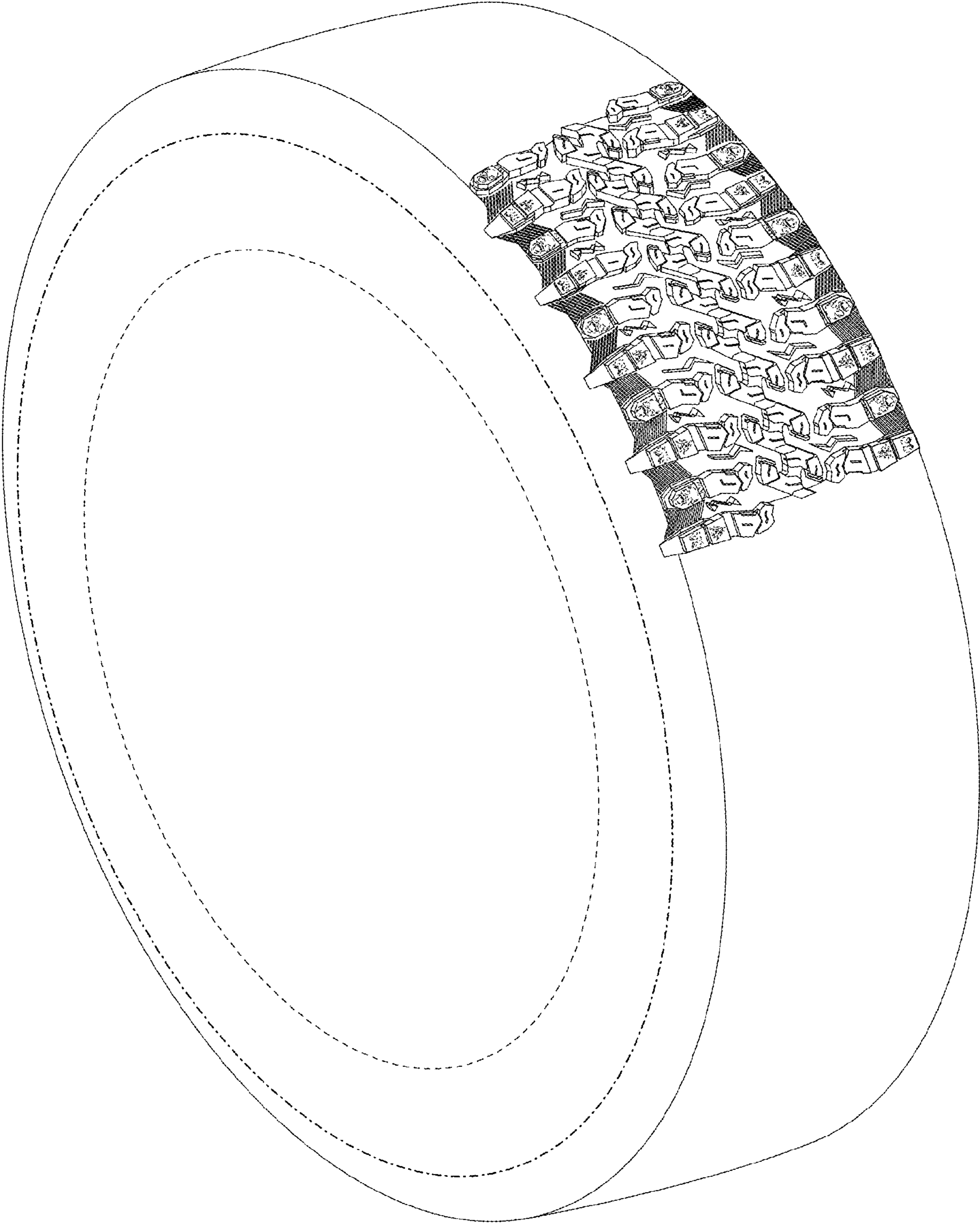


FIG. 2