



US00D904256S

(12) **United States Design Patent**  
**Yao**

(10) **Patent No.:** **US D904,256 S**

(45) **Date of Patent:** **\*\* Dec. 8, 2020**

(54) **CAR FENDER SET**

(71) Applicant: **Jianmei Yao**, Shenzhen (CN)

(72) Inventor: **Jianmei Yao**, Shenzhen (CN)

(\*\*) Term: **15 Years**

(21) Appl. No.: **29/736,765**

(22) Filed: **Jun. 3, 2020**

(51) **LOC (12) Cl.** ..... **12-16**

(52) **U.S. Cl.**  
USPC ..... **D12/184**

(58) **Field of Classification Search**  
USPC ..... D12/90, 91, 92, 93, 96, 163, 164, 171,  
D12/181, 184, 196; D15/14-18, 23, 28,  
D15/31

CPC ..... B60J 5/00; B60J 5/02; B60J 5/04; B60J  
5/10; B62D 25/02; B62D 25/04  
See application file for complete search history.

(56) **References Cited**

**U.S. PATENT DOCUMENTS**

D524,203 S *	7/2006	Ichikawa	.....	D12/184
D610,511 S *	2/2010	Dubanowski	.....	D12/181
D620,855 S *	8/2010	Waclawski	.....	D12/181
D652,358 S *	1/2012	Hodges	.....	D12/181
D699,169 S *	2/2014	Waclawski	.....	D12/184
D712,324 S *	9/2014	McFarlin	.....	D12/181
D765,569 S *	9/2016	Hall	.....	D12/184
D777,629 S	1/2017	Lindsey		

D781,353 S *	3/2017	Underhill	.....	D15/28
D785,522 S *	5/2017	McMath	.....	D12/181
D821,449 S *	6/2018	Atterbury	.....	D15/17
D838,635 S *	1/2019	Anderson	.....	D12/169
D872,668 S *	1/2020	McGaughy	.....	D12/196
D883,157 S *	5/2020	McMath	.....	D12/184
D885,282 S *	5/2020	McGaughy	.....	D12/196
2018/0272961 A1	9/2018	Gust		

\* cited by examiner

*Primary Examiner* — Susan E Krakower  
*Assistant Examiner* — Jerry Shiuan-Hua Hsu

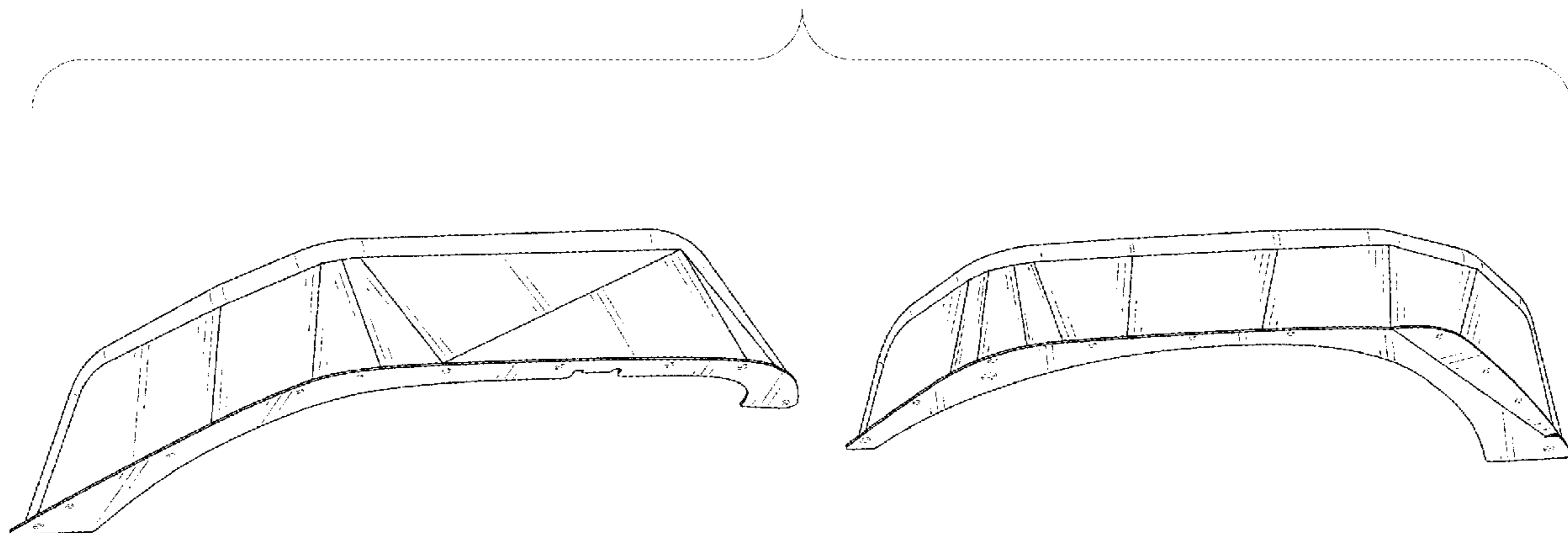
(57) **CLAIM**

The ornamental design for car fender set, as shown and described.

**DESCRIPTION**

FIG. 1 is a bottom, front perspective view of a car fender set showing my new design;  
FIG. 2 is a top, rear perspective view thereof;  
FIG. 3 is a front elevational view thereof;  
FIG. 4 is a rear elevational view thereof;  
FIG. 5 is a left side elevational view thereof;  
FIG. 6 is a right side elevational view thereof;  
FIG. 7 is a top plan view thereof; and,  
FIG. 8 is a bottom plan view thereof.  
The broken lines in the drawings depict portions of the car fender set that form no part of the claimed design.

**1 Claim, 8 Drawing Sheets**



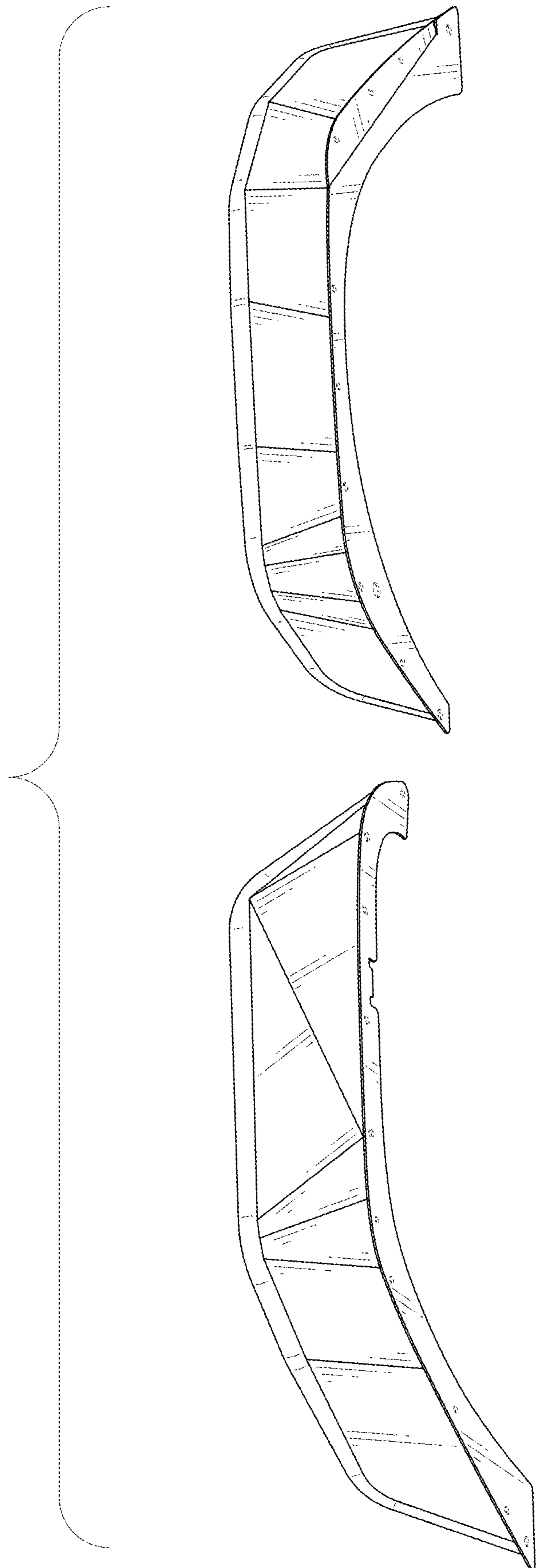


FIG. 1

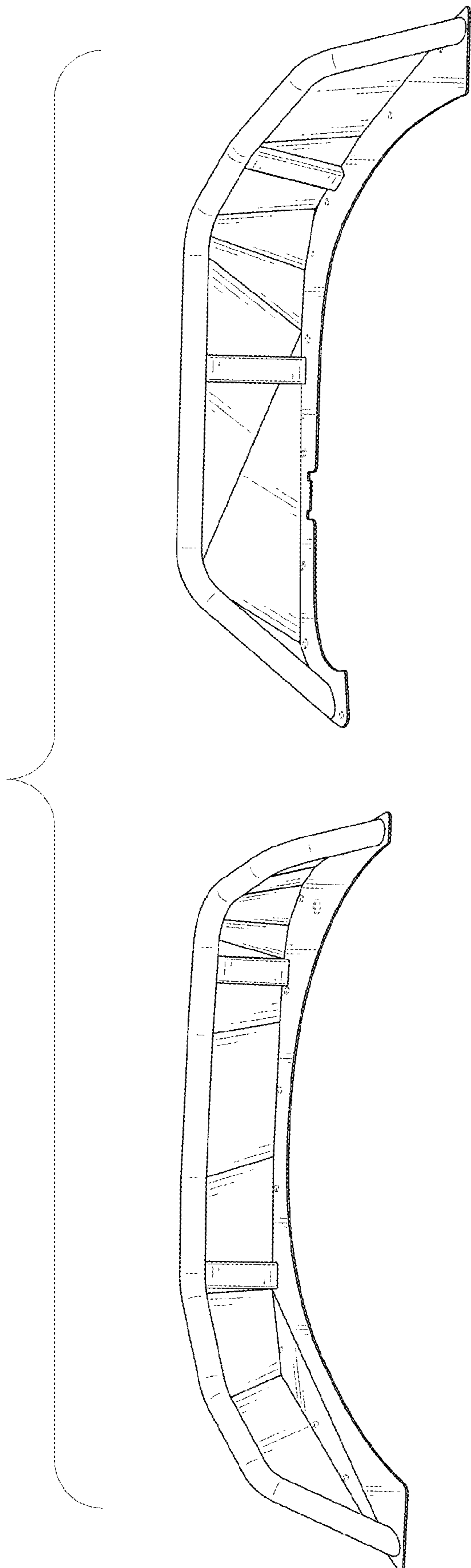


FIG. 2

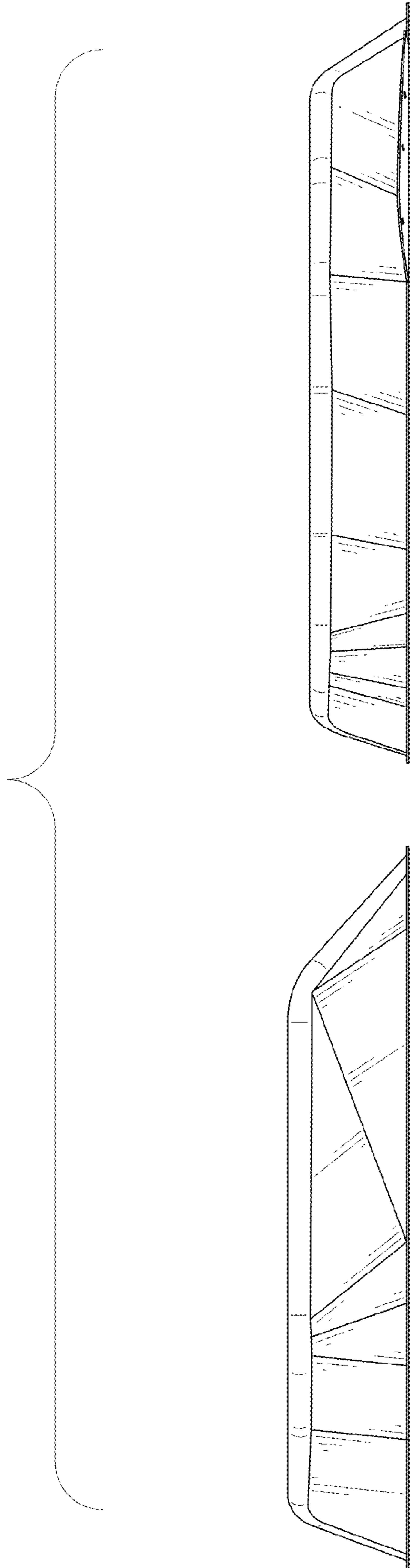


FIG. 3

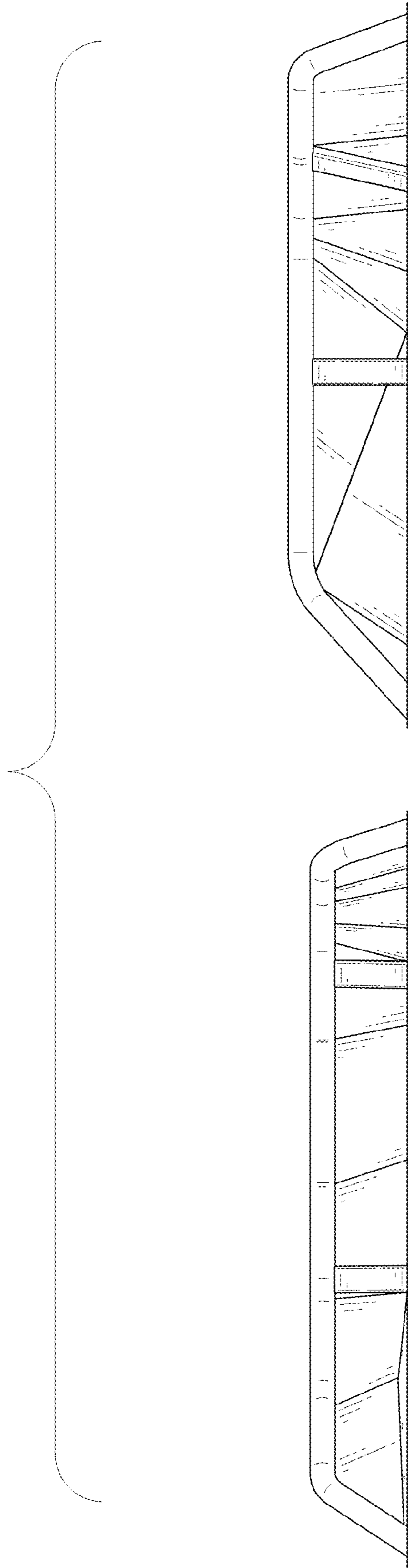


FIG. 4

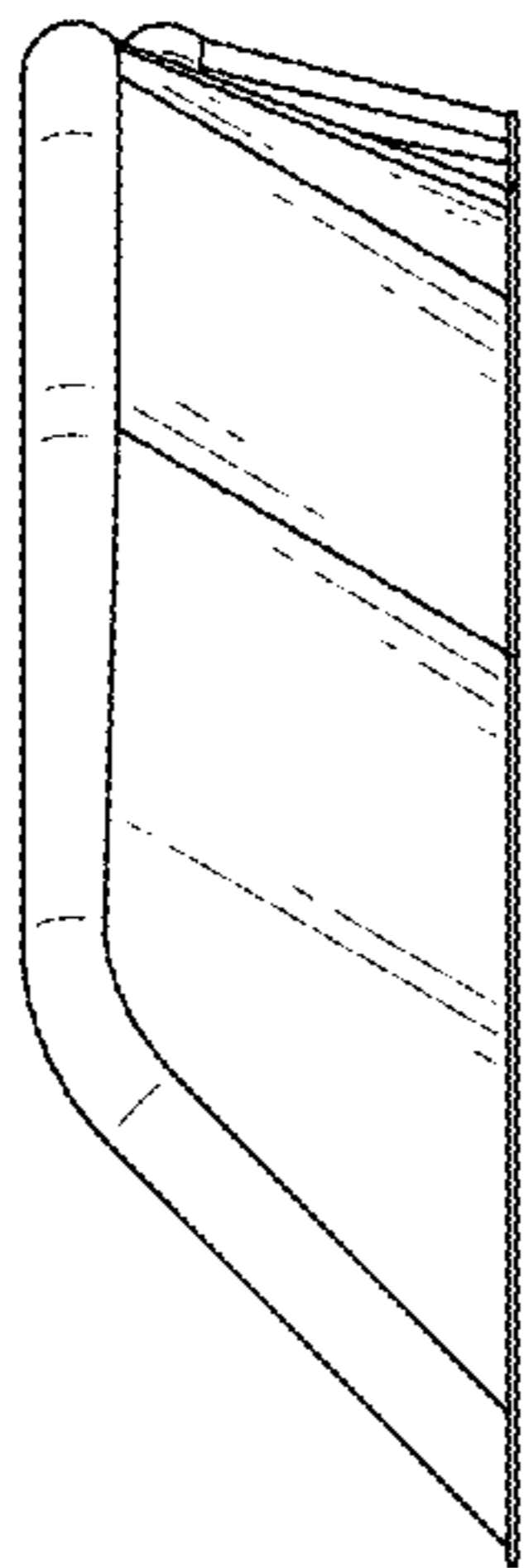


FIG. 5

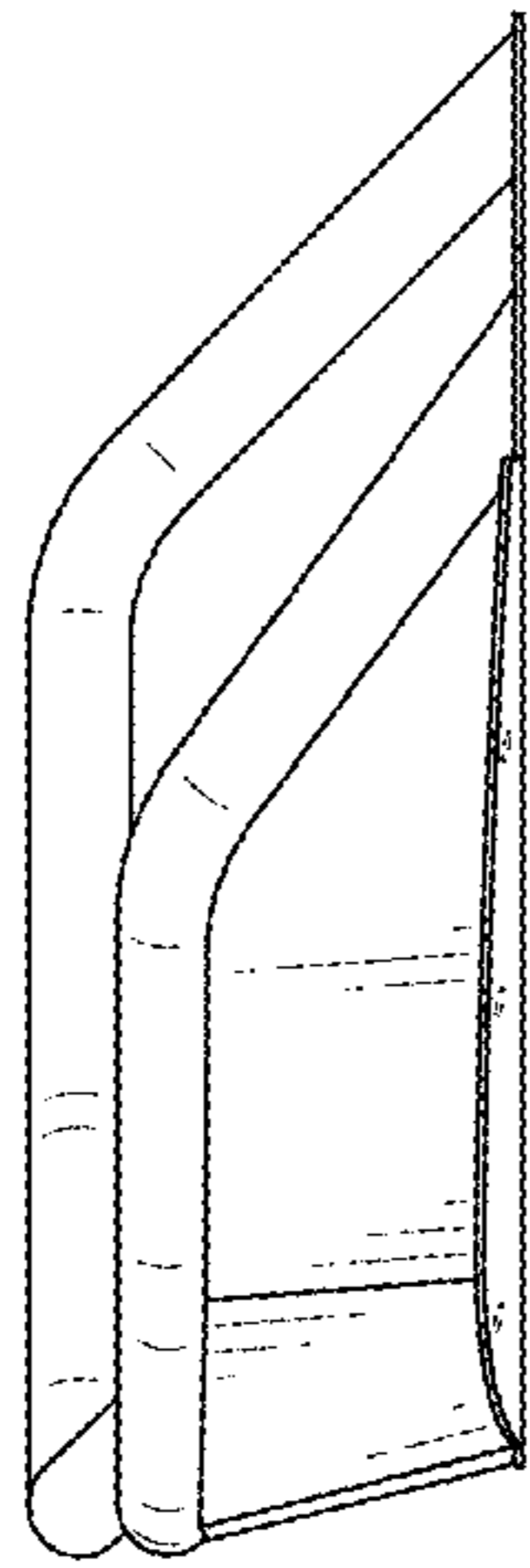


FIG. 6

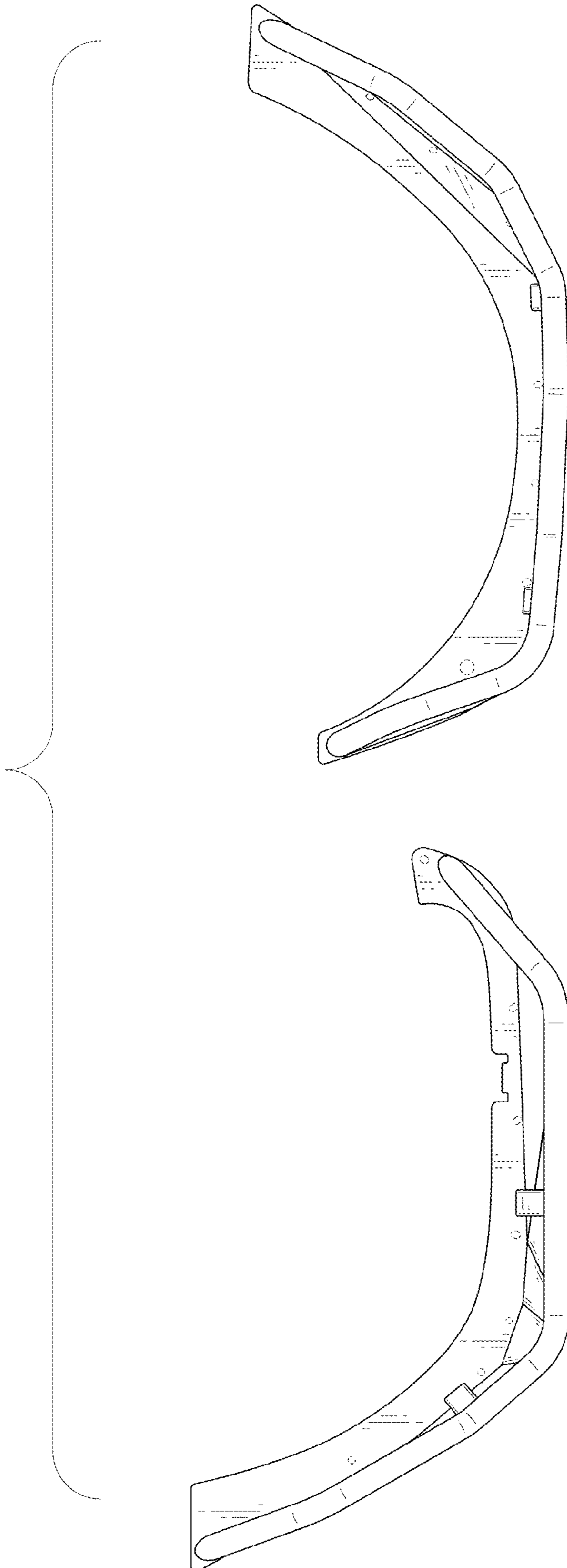


FIG. 7



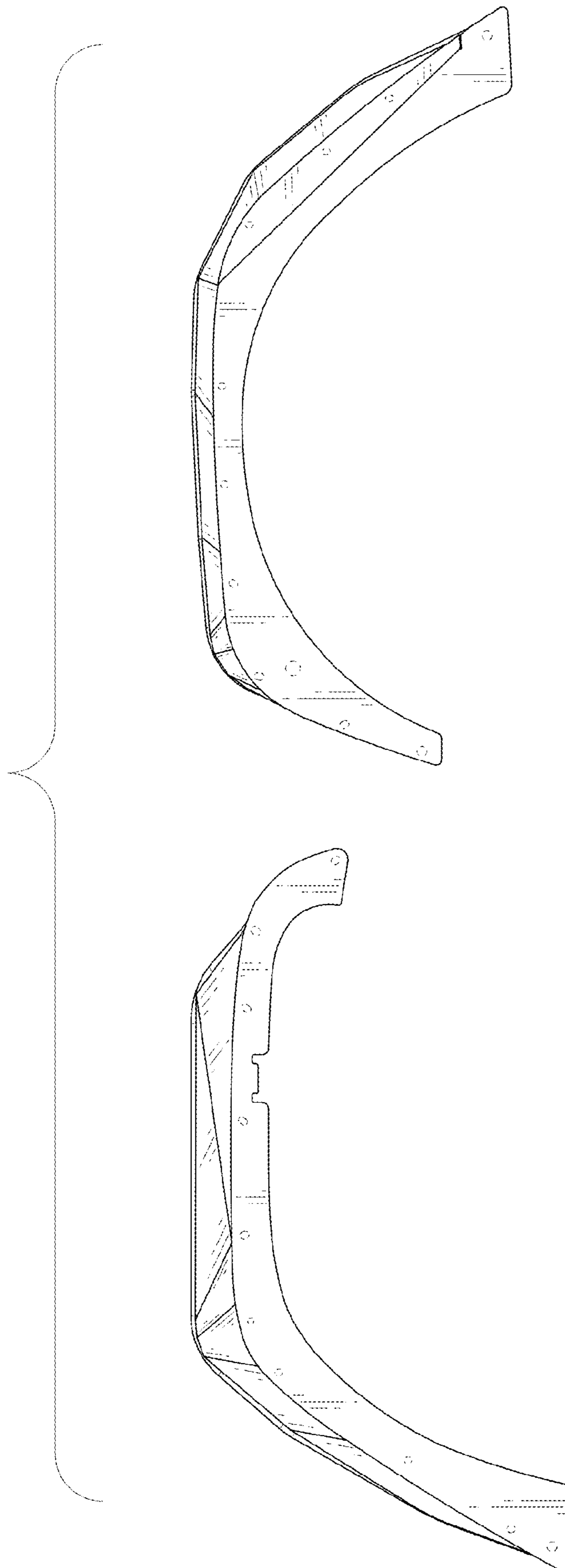


FIG. 8