



US00D904241S

(12) **United States Design Patent** (10) **Patent No.:** **US D904,241 S**
Heilaneh et al. (45) **Date of Patent:** **** Dec. 8, 2020**

(54) **DECORATIVE CROWN FOR A TRUCK**
(71) Applicant: **PACCAR Inc**, Bellevue, WA (US)
(72) Inventors: **Louis Daniel Heilaneh**, Lewisville, TX (US); **Zachary Steven Gross**, Flower Mound, TX (US); **Eric Norman Tucker**, Denton, TX (US); **Troy R. McCuller**, Argyle, TX (US)

(73) Assignee: **PACCAR Inc**, Bellevue, WA (US)

(**) Term: **15 Years**

(21) Appl. No.: **29/702,963**

(22) Filed: **Aug. 22, 2019**

(51) **LOC (12) Cl.** **12-16**

(52) **U.S. Cl.**
USPC **D12/163**

(58) **Field of Classification Search**
USPC D12/86, 90, 91, 92, 163, 169, 171, 181, 184, 196
CPC B62D 33/0617; B62D 53/0821; B60G 2300/07; B60R 13/04; G06F 3/048; H04L 51/04; H04L 51/28

See application file for complete search history.

(56) **References Cited**

U.S. PATENT DOCUMENTS

D647,827 S *	11/2011	Medina	D12/163
D655,226 S *	3/2012	Hanson	D12/163
D673,489 S *	1/2013	Hanson	D12/196
D710,765 S *	8/2014	Conway	D12/163
D738,274 S *	9/2015	Hanson	D12/173
D765,566 S *	9/2016	Vena	D12/163
D772,759 S *	11/2016	Lindloff	D12/114
D774,994 S *	12/2016	Aleman	D12/163
D786,742 S *	5/2017	Ito	D12/163
D802,491 S *	11/2017	Mainville	D12/163

D803,731 S *	11/2017	Zipfel	D12/163
D825,407 S *	8/2018	Heyde	D12/163
D830,242 S *	10/2018	Zipfel	D12/163
D835,011 S *	12/2018	Peltola	D12/163
D845,184 S *	4/2019	Zipfel	D12/163
D859,233 S *	9/2019	Izard	D12/163
D863,129 S *	10/2019	Zipfel	D12/163
D864,053 S *	10/2019	Zipfel	D12/163
D869,351 S *	12/2019	Duncan	D12/163
D869,352 S *	12/2019	Duncan	D12/163
D873,726 S *	1/2020	Zipfel	D12/163
D885,260 S *	5/2020	Peltola	D12/163
D885,261 S *	5/2020	Zipfel	D12/163
D885,264 S *	5/2020	Lenz, Jr.	D12/164
2009/0085361 A1 *	4/2009	Rosen	B60R 13/04 293/120

* cited by examiner

Primary Examiner — Susan Bennett Hattan

Assistant Examiner — Suzanne E Tisdell

(74) *Attorney, Agent, or Firm* — Seed IP Law Group LLP; Jared M. Barrett

(57) **CLAIM**

The ornamental design for a decorative crown for a truck, as shown and described.

DESCRIPTION

FIG. 1 is an isometric view of a decorative crown for a truck, showing our new design.

FIG. 2 is a front elevational view thereof.

FIG. 3 is a rear elevational view thereof.

FIG. 4 is a left side elevational view thereof.

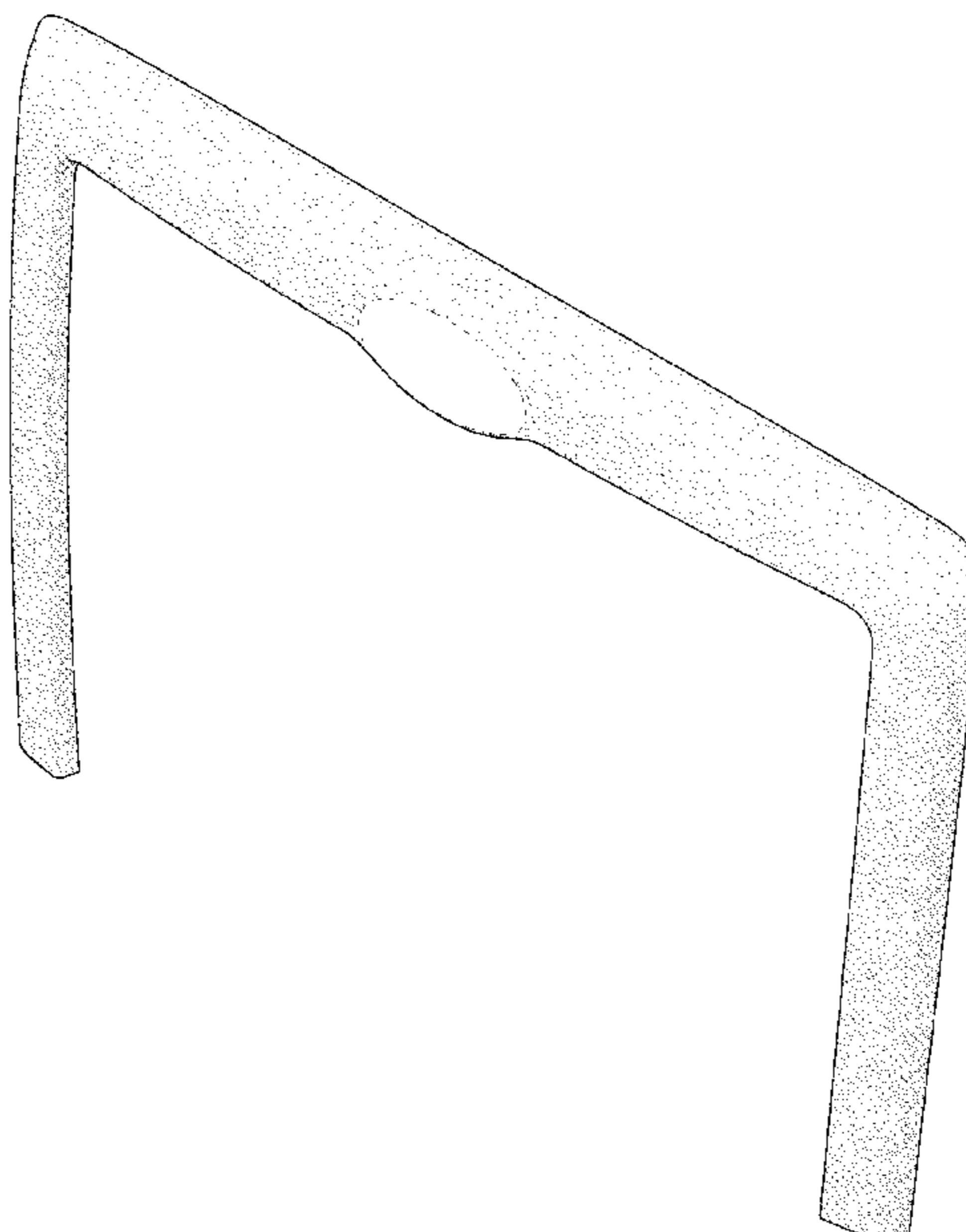
FIG. 5 is a right side elevational view thereof.

FIG. 6 is a top plan view thereof; and,

FIG. 7 is a bottom plan view thereof.

The broken lines shown in the drawings depict portions of the decorative crown for a truck that form no part of the claimed design.

1 Claim, 5 Drawing Sheets



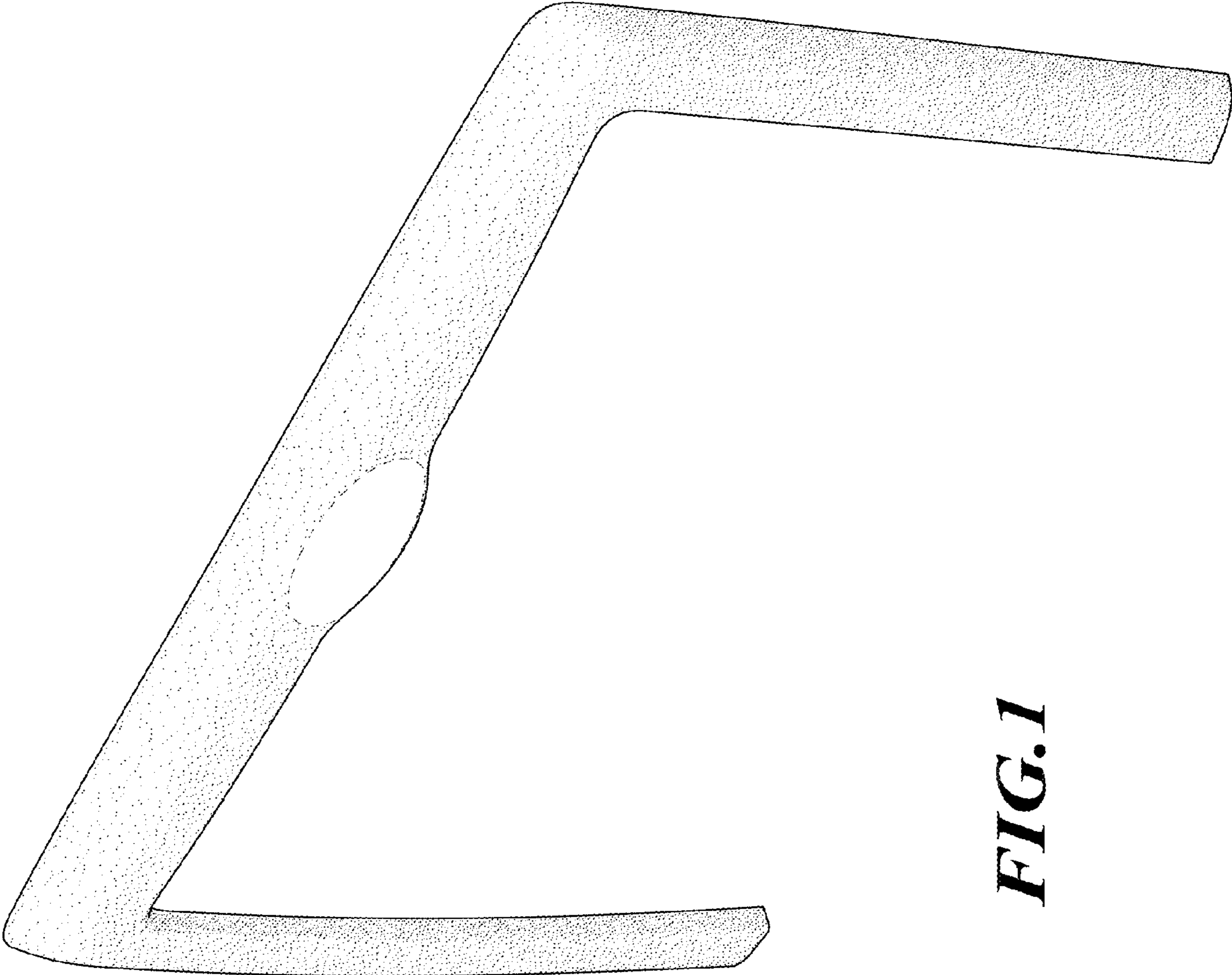


FIG. 1

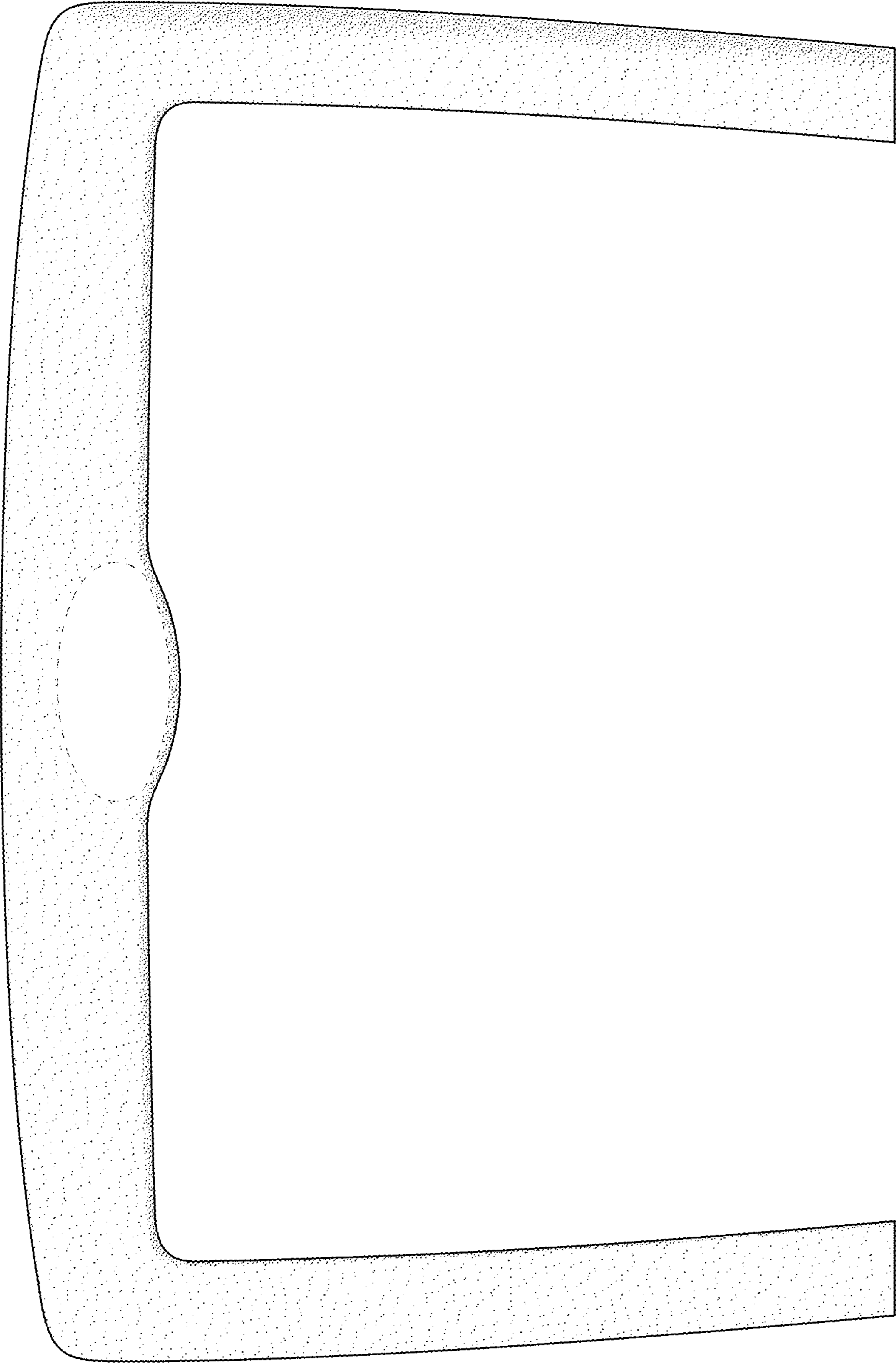


FIG. 2

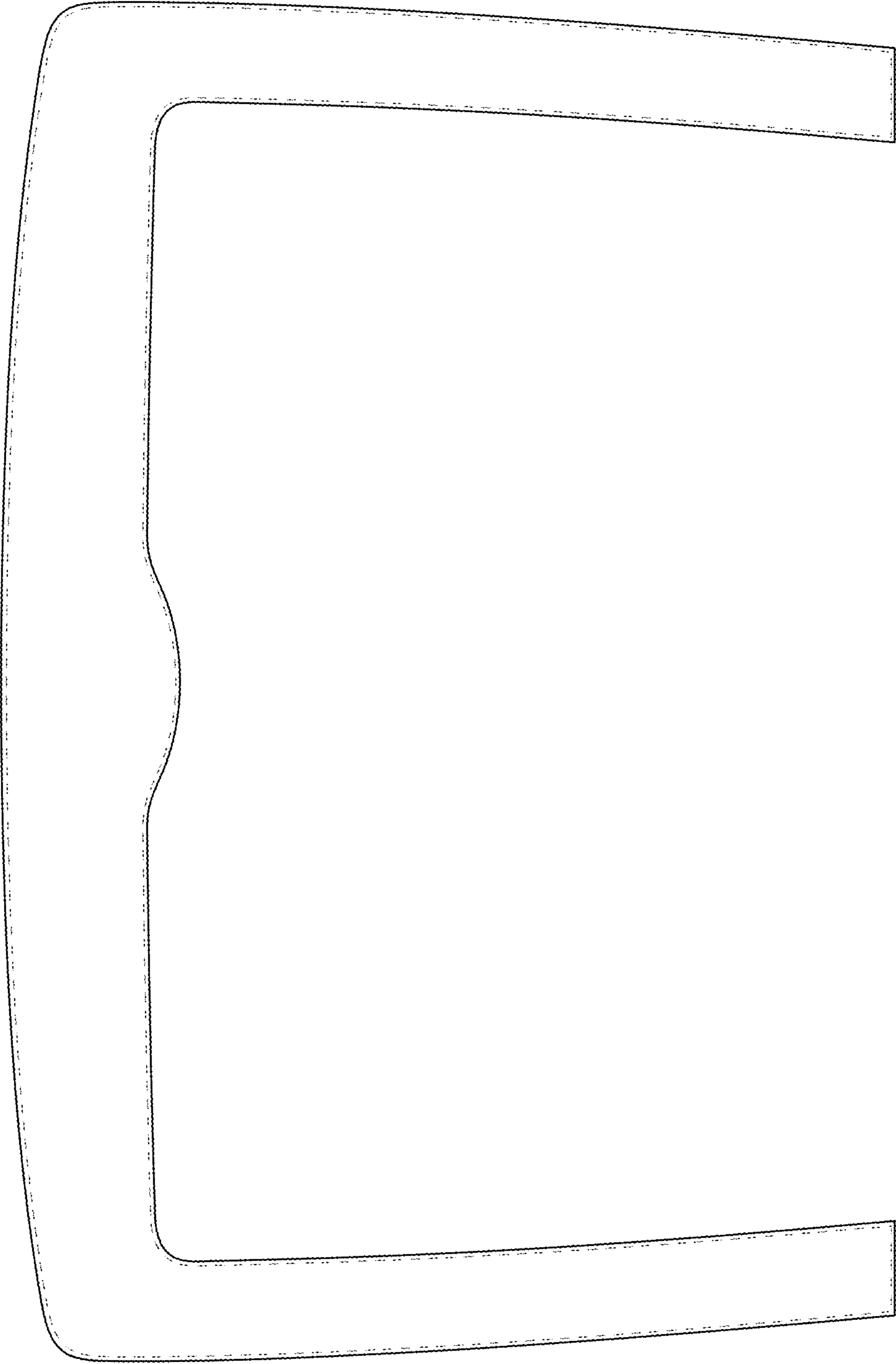


FIG. 3

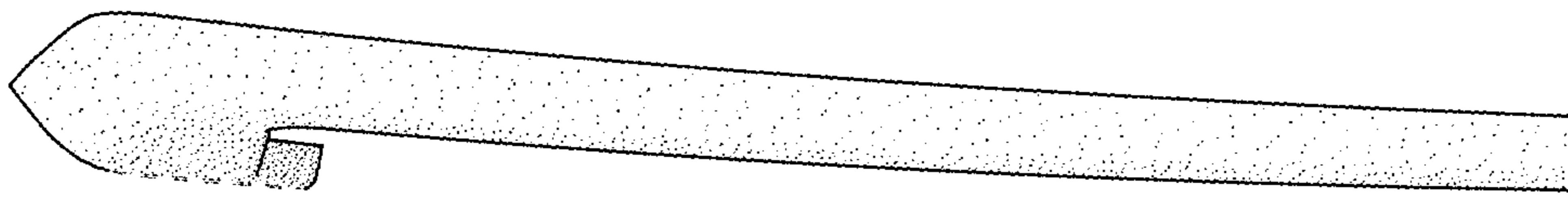


FIG. 5

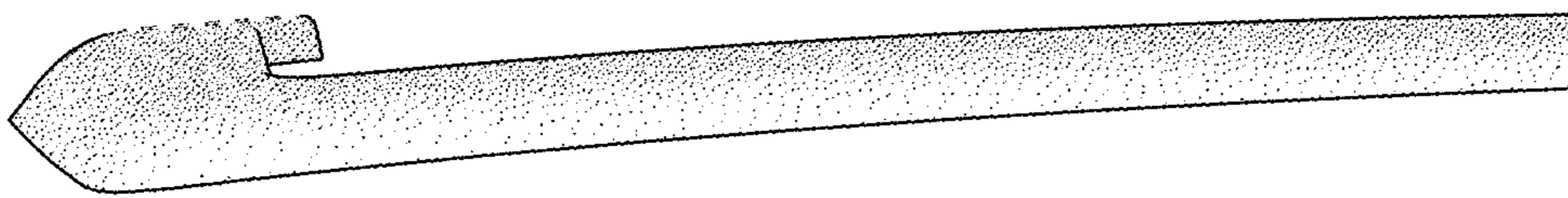


FIG. 4




FIG. 6




FIG. 7