



US00D904239S

(12) **United States Design Patent** (10) **Patent No.:** **US D904,239 S**
Duncan et al. (45) **Date of Patent:** **** Dec. 8, 2020**

(54) **DECORATIVE CROWN FOR A TRUCK**

(71) Applicant: **PACCAR Inc**, Bellevue, WA (US)

(72) Inventors: **Jonathan Scott Duncan**, Seattle, WA (US); **Zachary Steven Gross**, Flower Mound, TX (US); **Eric Norman Tucker**, Denton, TX (US); **Amanda Allison Koh**, Seattle, WA (US)

(73) Assignee: **PACCAR Inc**, Bellevue, WA (US)

(**) Term: **15 Years**

(21) Appl. No.: **29/702,959**

(22) Filed: **Aug. 22, 2019**

(51) **LOC (12) Cl.** **12-16**

(52) **U.S. Cl.**
USPC **D12/163**

(58) **Field of Classification Search**
USPC D12/86, 90, 91, 92, 163, 169, 171, 181, D12/184, 196
CPC B62D 33/0617; B62D 53/0821; B60G 2300/07; B60R 13/04; G06F 3/048; H04L 51/04; H04L 51/28
See application file for complete search history.

(56) **References Cited**

U.S. PATENT DOCUMENTS

D432,061 S	*	10/2000	Sousamian	D12/163
D597,106 S	*	7/2009	Kelley	D12/163
D605,986 S	*	12/2009	Raghavendran	D12/163
D655,226 S	*	3/2012	Hanson	D12/163
D683,280 S	*	5/2013	Hanson	D12/163
D685,294 S	*	7/2013	Hanson	D12/93
D702,615 S	*	4/2014	Conway	D12/216
D708,989 S	*	7/2014	Peltola	D12/163
D710,765 S	*	8/2014	Conway	D12/163
D711,786 S	*	8/2014	Brzustowicz	D12/96
D711,788 S	*	8/2014	Brzustowicz	D12/96

D719,879 S	*	12/2014	Ito	D12/96
D742,287 S	*	11/2015	Hanson	D12/163
D746,184 S	*	12/2015	Hanson	D12/163
D765,566 S	*	9/2016	Vena	D12/163
D777,615 S	*	1/2017	Hanson	D12/163
D786,742 S	*	5/2017	Ito	D12/163
D795,761 S	*	8/2017	Ito	D12/163
D835,011 S	*	12/2018	Peltola	D12/163
D869,351 S	*	12/2019	Duncan	D12/163
D885,260 S	*	5/2020	Peltola	D12/163
2002/0011740 A1	*	1/2002	Garberg	B60R 19/52 296/115
2009/0085361 A1	*	4/2009	Rosen	B60R 13/04 293/120
2013/0025954 A1	*	1/2013	Miller	B62D 25/10

* cited by examiner

Primary Examiner — Susan Bennett Hattan

Assistant Examiner — Suzanne E Tisdell

(74) *Attorney, Agent, or Firm* — Seed IP Law Group
LLP; Jared M. Barrett

(57) **CLAIM**

The ornamental design for a decorative crown for a truck, as shown and described.

DESCRIPTION

FIG. 1 is an isometric view of a decorative crown for a truck, showing our new design.

FIG. 2 is a front elevational view thereof.

FIG. 3 is a rear elevational view thereof.

FIG. 4 is a left side elevational view thereof.

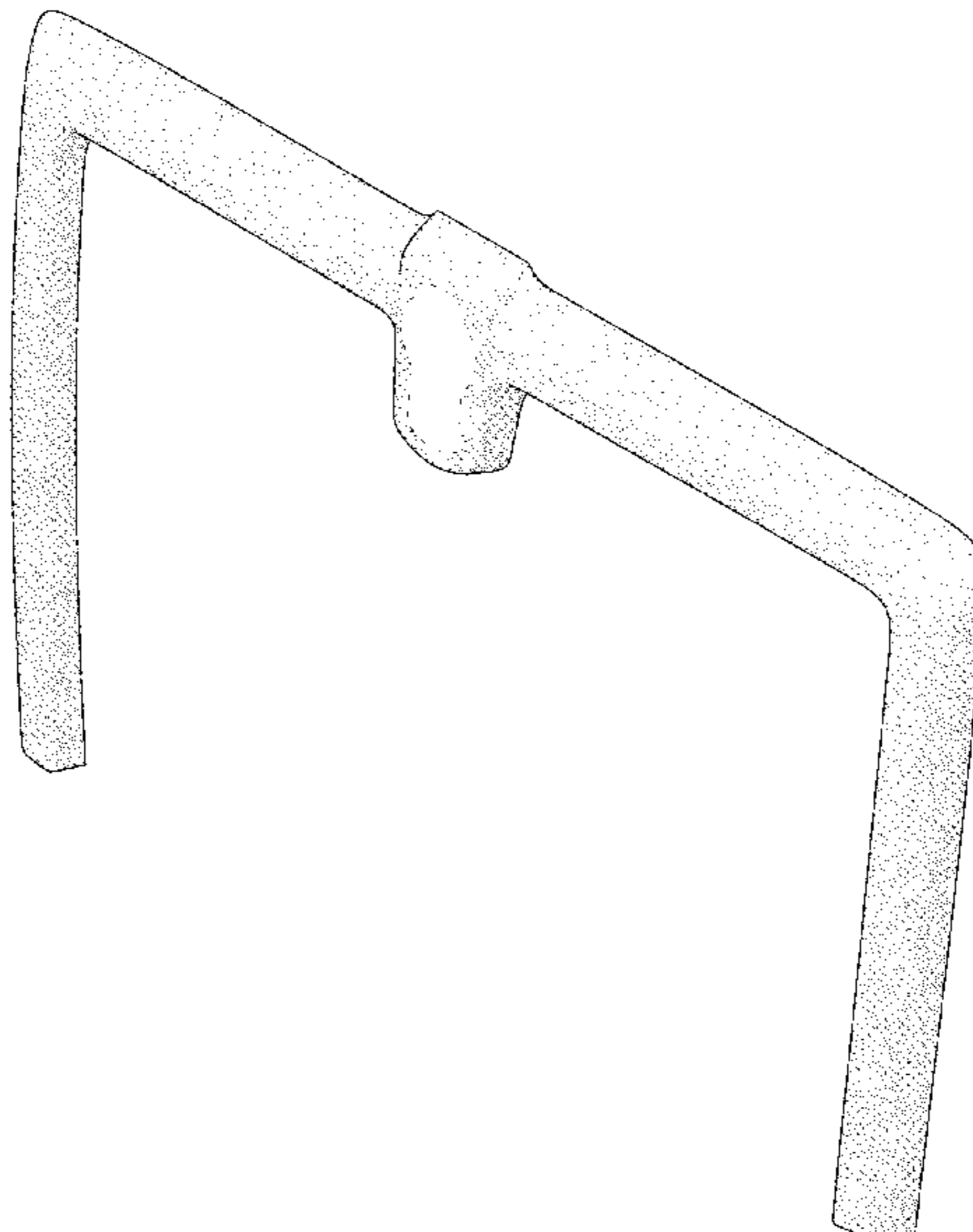
FIG. 5 is a right side elevational view thereof.

FIG. 6 is a top plan view thereof; and,

FIG. 7 is a bottom plan view thereof.

Stippling in the drawings represent the three-dimensional contours of the design, and is not intended to indicate surface decoration. The broken lines shown in the drawings depict portions of the decorative crown for a truck that form no part of the claimed design.

1 Claim, 5 Drawing Sheets



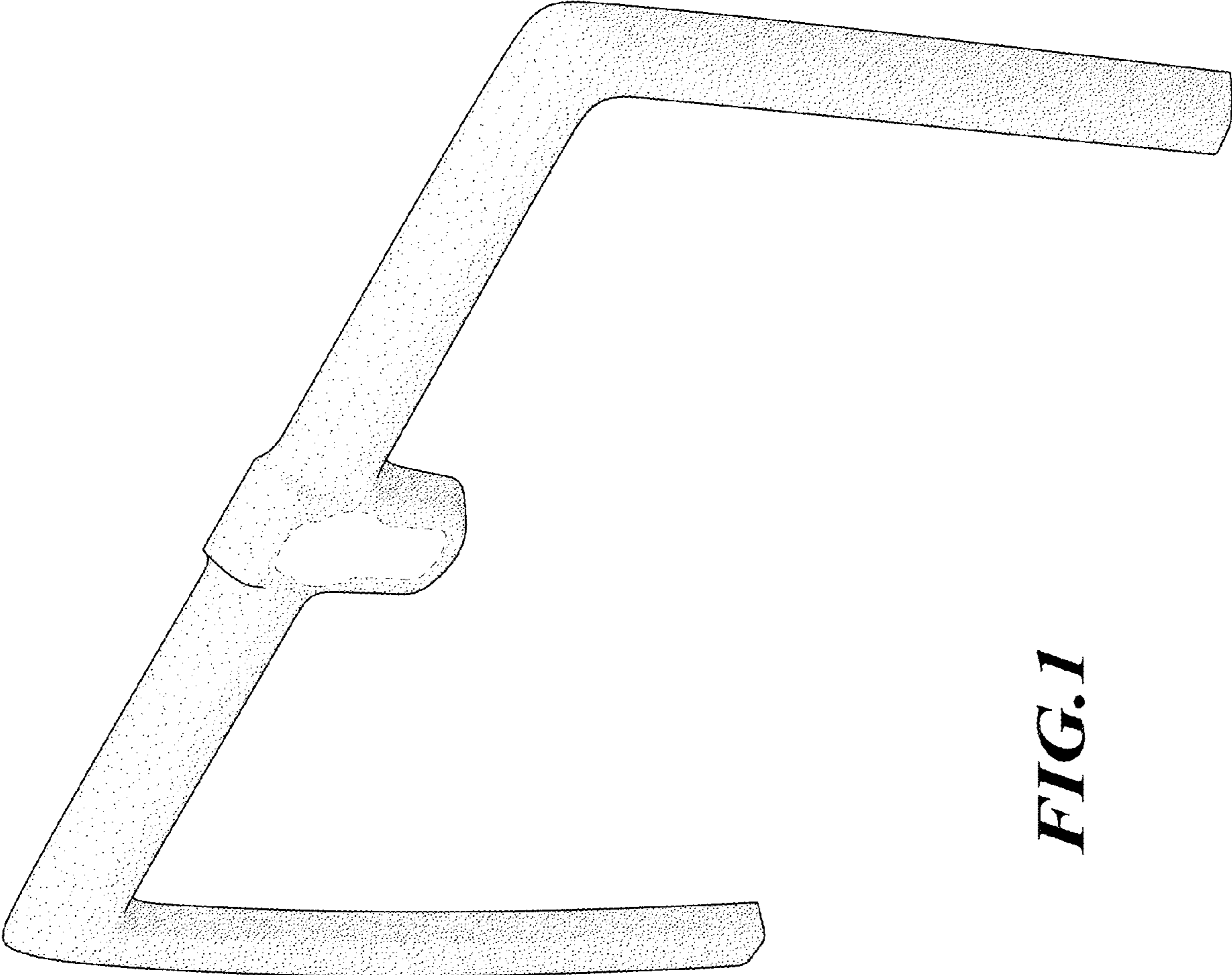


FIG. 1

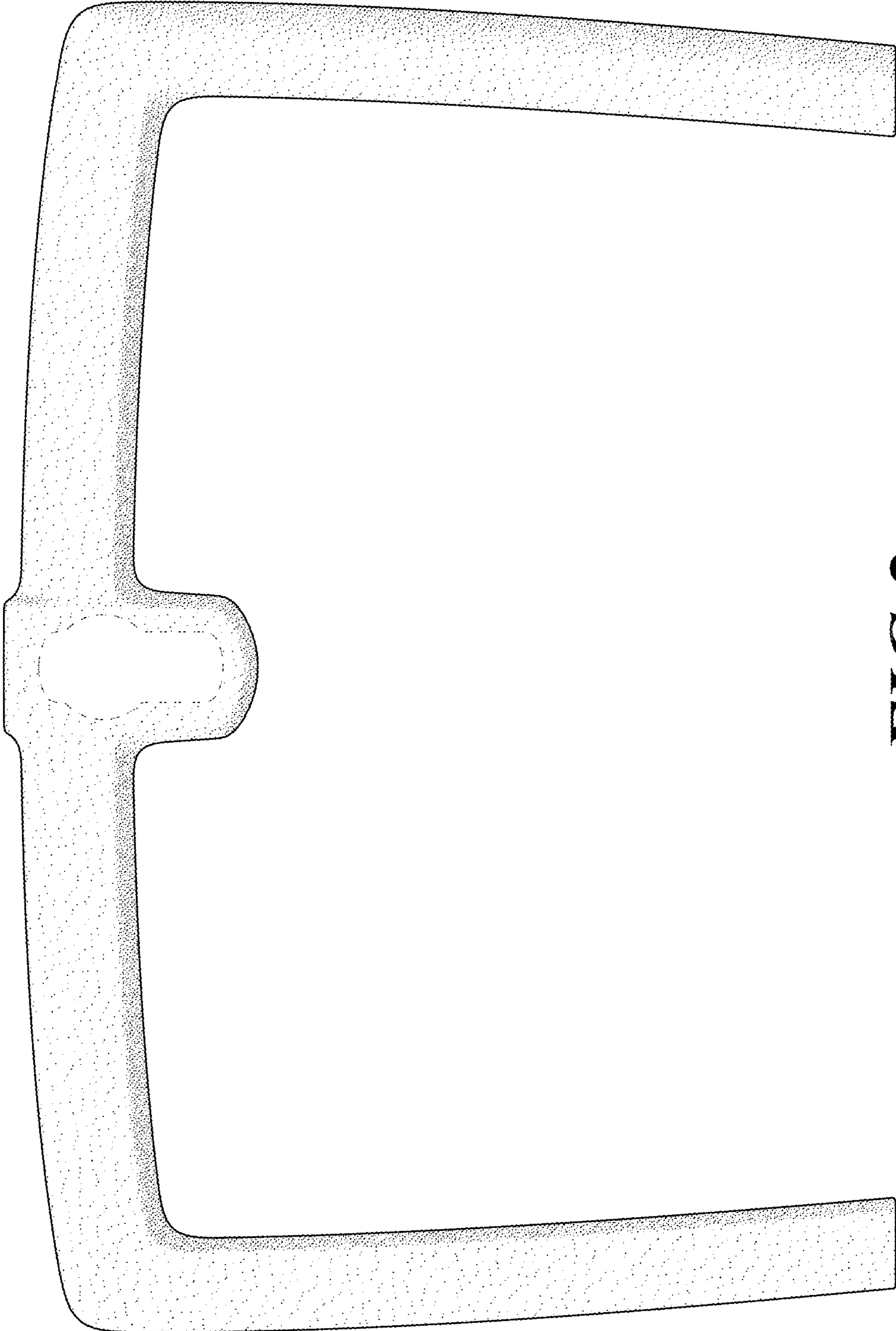


FIG. 2

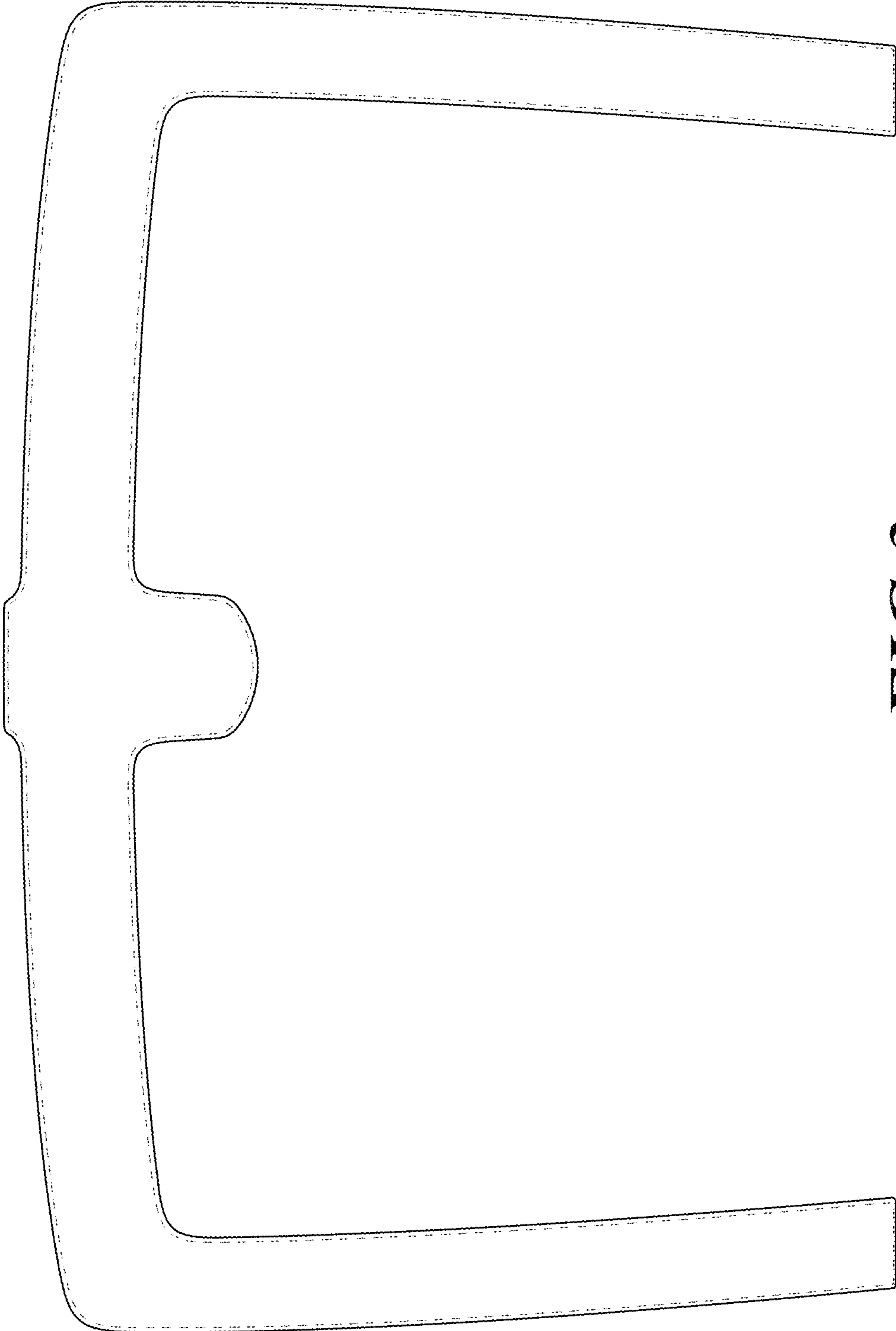


FIG. 3

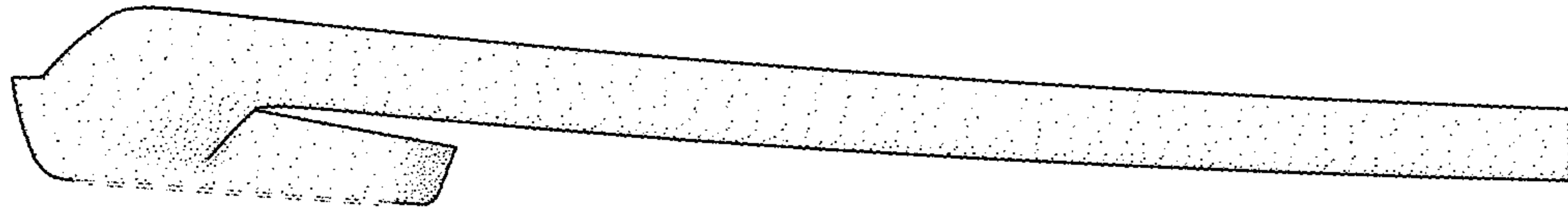


FIG. 5

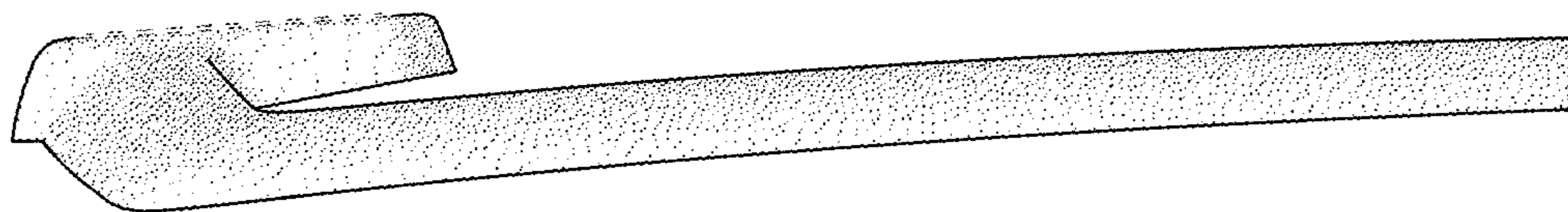


FIG. 4

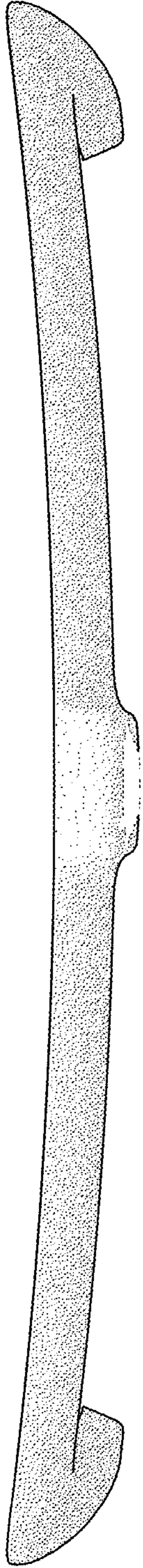


FIG. 6

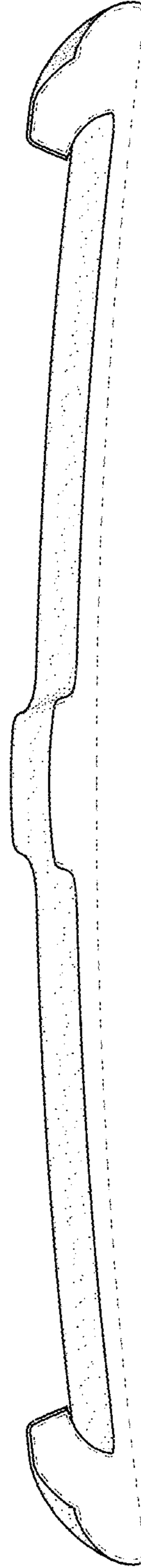


FIG. 7