

US00D904212S

(12) **United States Design Patent** (10) **Patent No.:** **US D904,212 S**  
**Symanczyk** (45) **Date of Patent:** **\*\* Dec. 8, 2020**

(54) **SELF-CLEANING HEAD SHAPE**  
(71) Applicant: **Ingun Prüfmittelbau GmbH,**  
Constance (DE)  
(72) Inventor: **Nick Symanczyk, Radolfzell (DE)**  
(73) Assignee: **Ingun Prüfmittelbau GmbH**  
(\*\*) Term: **15 Years**  
(21) Appl. No.: **29/687,625**  
(22) Filed: **Apr. 15, 2019**  
(51) **LOC (12) Cl.** ..... **10-04**  
(52) **U.S. Cl.**  
USPC ..... **D10/80**  
(58) **Field of Classification Search**  
USPC ..... D8/86, 70; D15/139; D24/146; D10/80  
CPC ..... B25B 27/18; B25B 15/005; B25B 27/14;  
B25B 2260/138; B23B 51/02; G01R  
1/06733; G01R 1/06766; G01R 1/06738  
See application file for complete search history.

(56) **References Cited**  
U.S. PATENT DOCUMENTS  
D332,492 S \* 1/1993 Rosenberg ..... D15/139  
5,251,516 A \* 10/1993 Desaulniers ..... B25B 27/18  
81/53.2  
D422,518 S \* 4/2000 Luebke ..... D10/80  
D444,401 S \* 7/2001 Campbell ..... D10/80  
D477,515 S \* 7/2003 Winivis ..... D8/70  
6,603,297 B1 \* 8/2003 Gessford ..... G01R 1/06738  
324/72.5  
6,809,535 B2 \* 10/2004 Campbell ..... G01R 1/06738  
324/149  
D523,398 S \* 6/2006 Ellis ..... D15/139  
7,171,871 B2 \* 2/2007 Kozak ..... B23B 51/00  
81/441  
7,221,179 B1 \* 5/2007 Campbell ..... G01R 1/06733  
324/755.05  
D600,809 S \* 9/2009 Petersen ..... D24/146

D641,472 S \* 7/2011 Sonoi ..... D24/152  
8,085,074 B1 \* 12/2011 Janardhanan ..... H03L 7/10  
327/149  
8,154,316 B2 \* 4/2012 Lagerberg ..... G01R 1/025  
324/754.03  
D669,923 S \* 10/2012 Watson ..... D15/139  
D741,484 S \* 10/2015 Cho ..... D24/146  
D786,646 S \* 5/2017 Ouyang ..... D8/70  
9,810,715 B2 \* 11/2017 Campbell ..... G01R 1/06766  
2006/0210949 A1 \* 9/2006 Stoop ..... A61C 8/0089  
433/165

(Continued)

*Primary Examiner* — Philip S Hyder  
(74) *Attorney, Agent, or Firm* — Bachman and LaPointe  
PC; George Coury

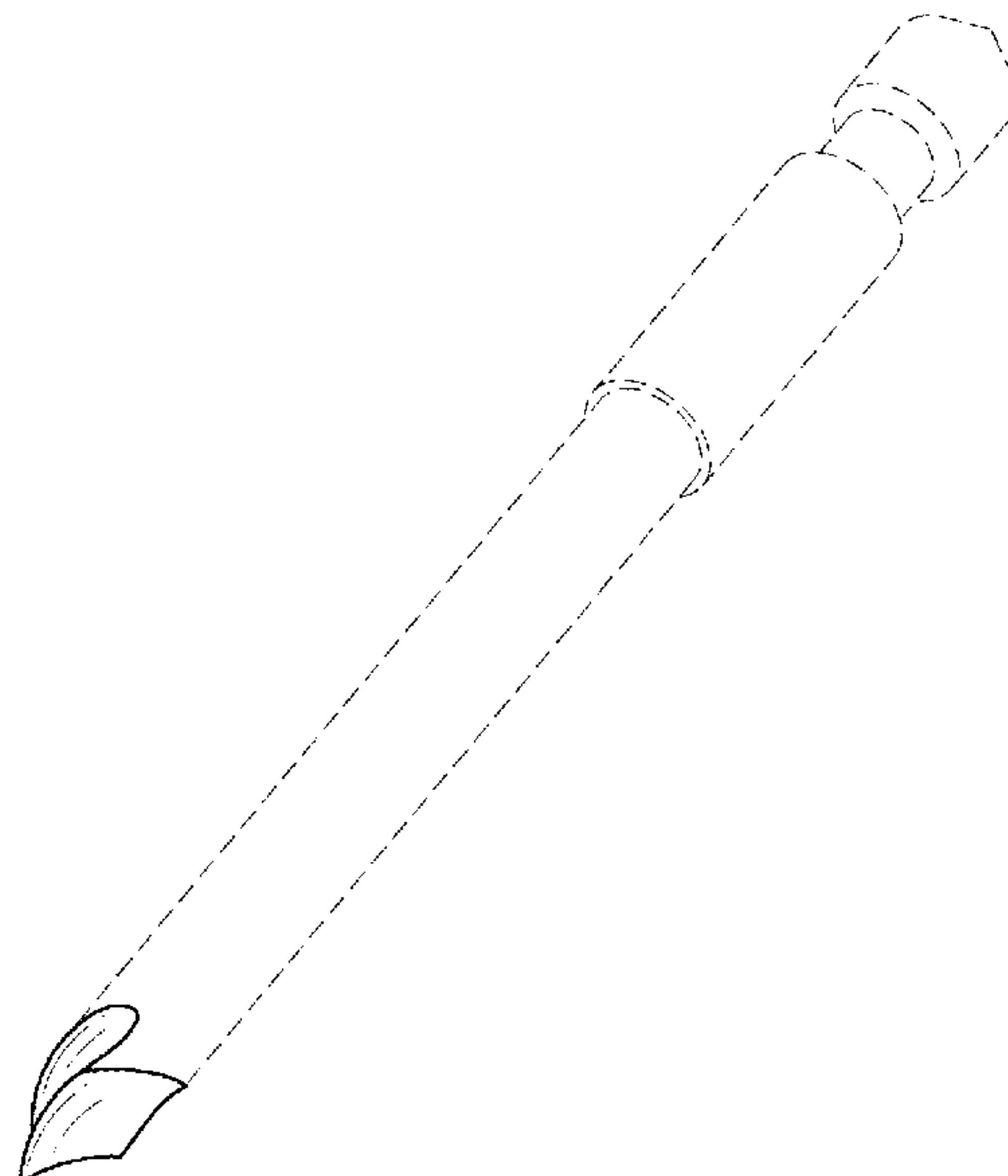
(57) **CLAIM**

The ornamental design for a self-cleaning head shape, as described and shown.

**DESCRIPTION**

FIG. 1 is a perspective view of an instrument showing the ornamental design of a self-cleaning head shape accordance with the invention;  
FIG. 2 is an enlarged view of the illustration of FIG. 1;  
FIG. 3 is a perspective view of the design of FIG. 1, rotated 90° around a longitudinal axis of the device;  
FIG. 4 is a perspective view of the design of FIG. 1, rotated 180° around a longitudinal axis of the device;  
FIG. 5 is an enlarged view of the illustration of FIG. 4;  
FIG. 6 is a perspective view of the design of FIG. 1, rotated 270° around a longitudinal axis of the device; and,  
FIG. 7 is an end view showing the ornamental design of FIG. 1.  
The broken line illustrations in FIGS. 1-7 illustrate environmental structure which forms no part of the ornamental design of the present invention.

**1 Claim, 7 Drawing Sheets**



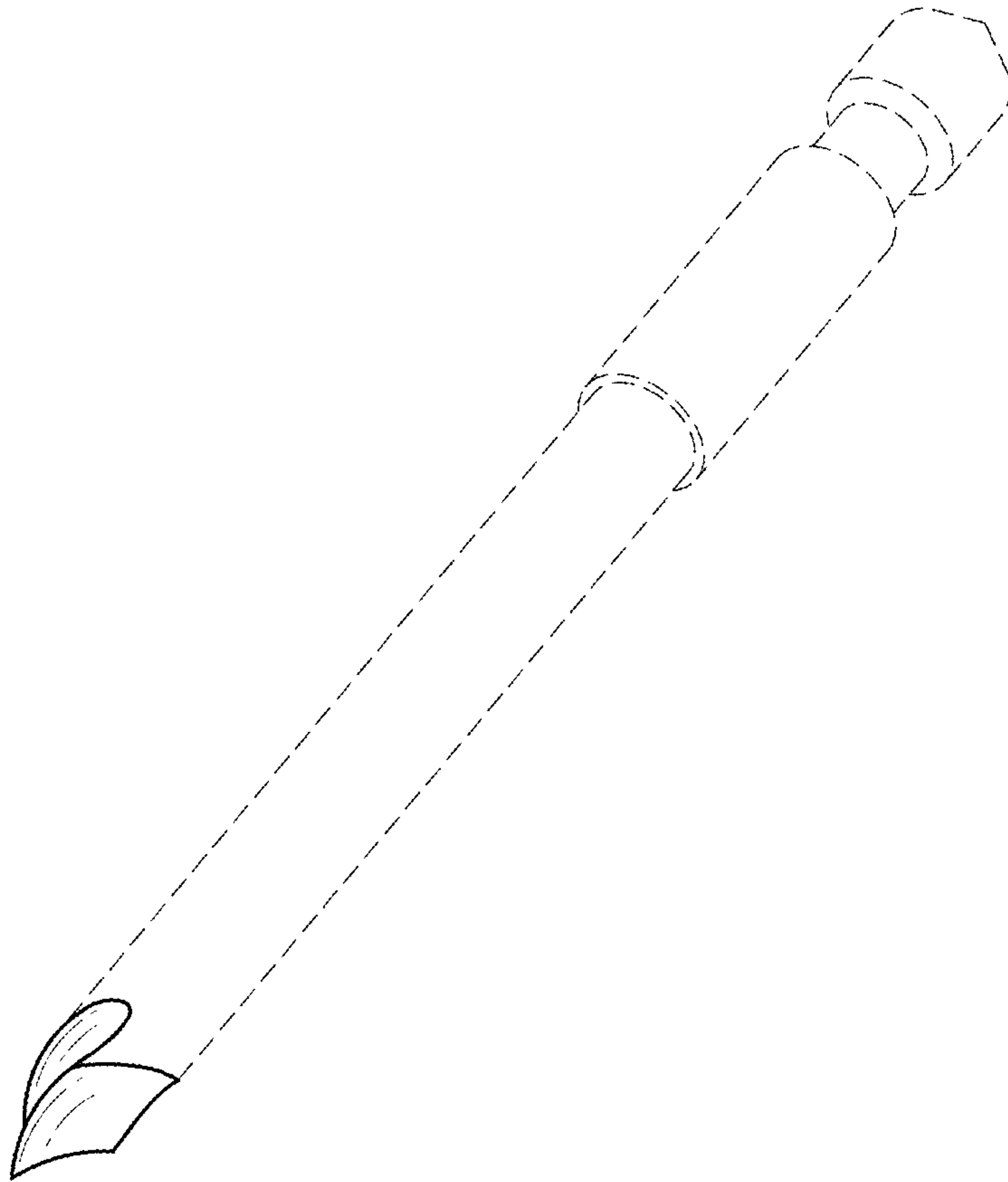
(56)

**References Cited**

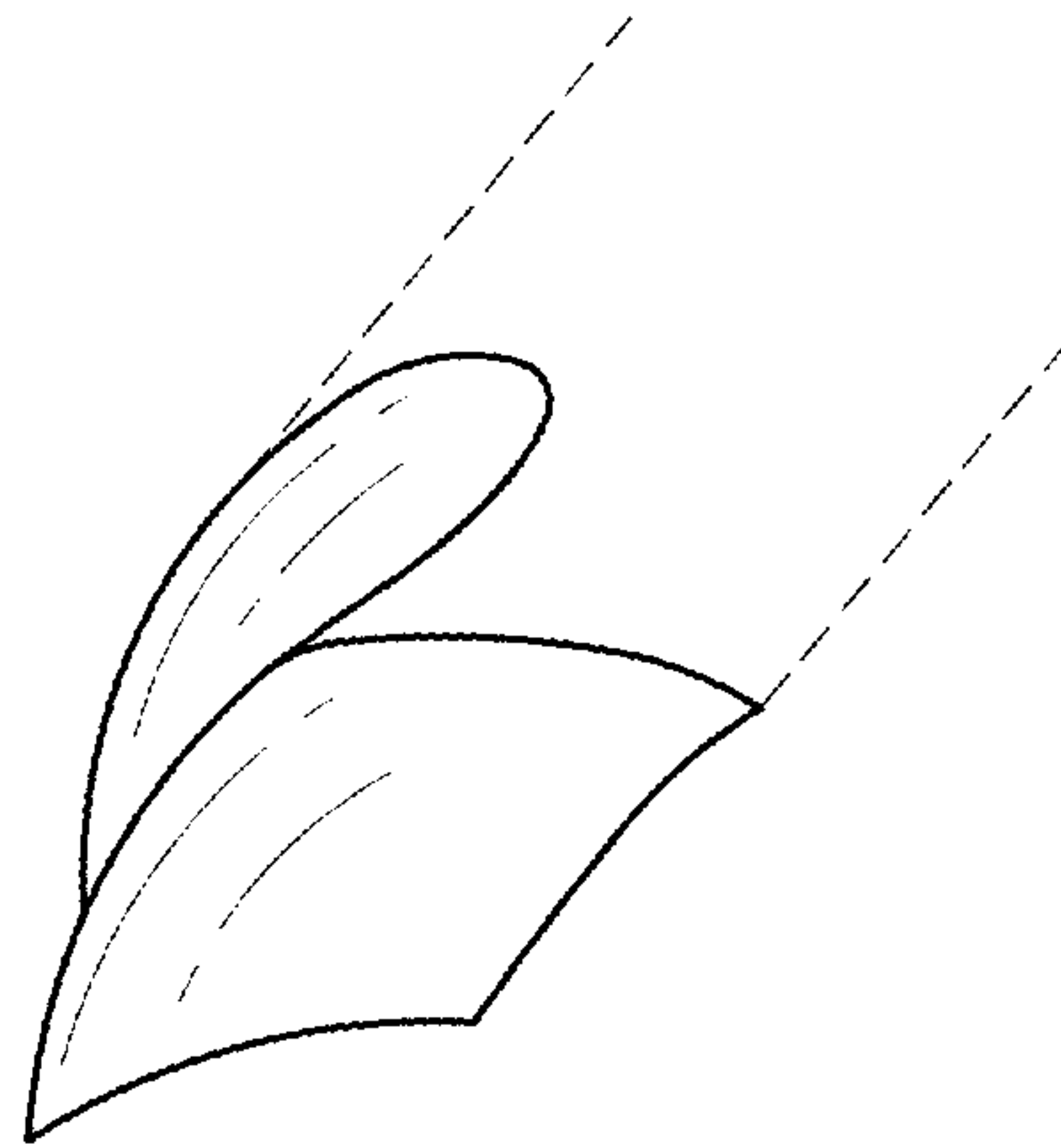
U.S. PATENT DOCUMENTS

2009/0216235 A1\* 8/2009 Ellis ..... A61B 17/1615  
606/80

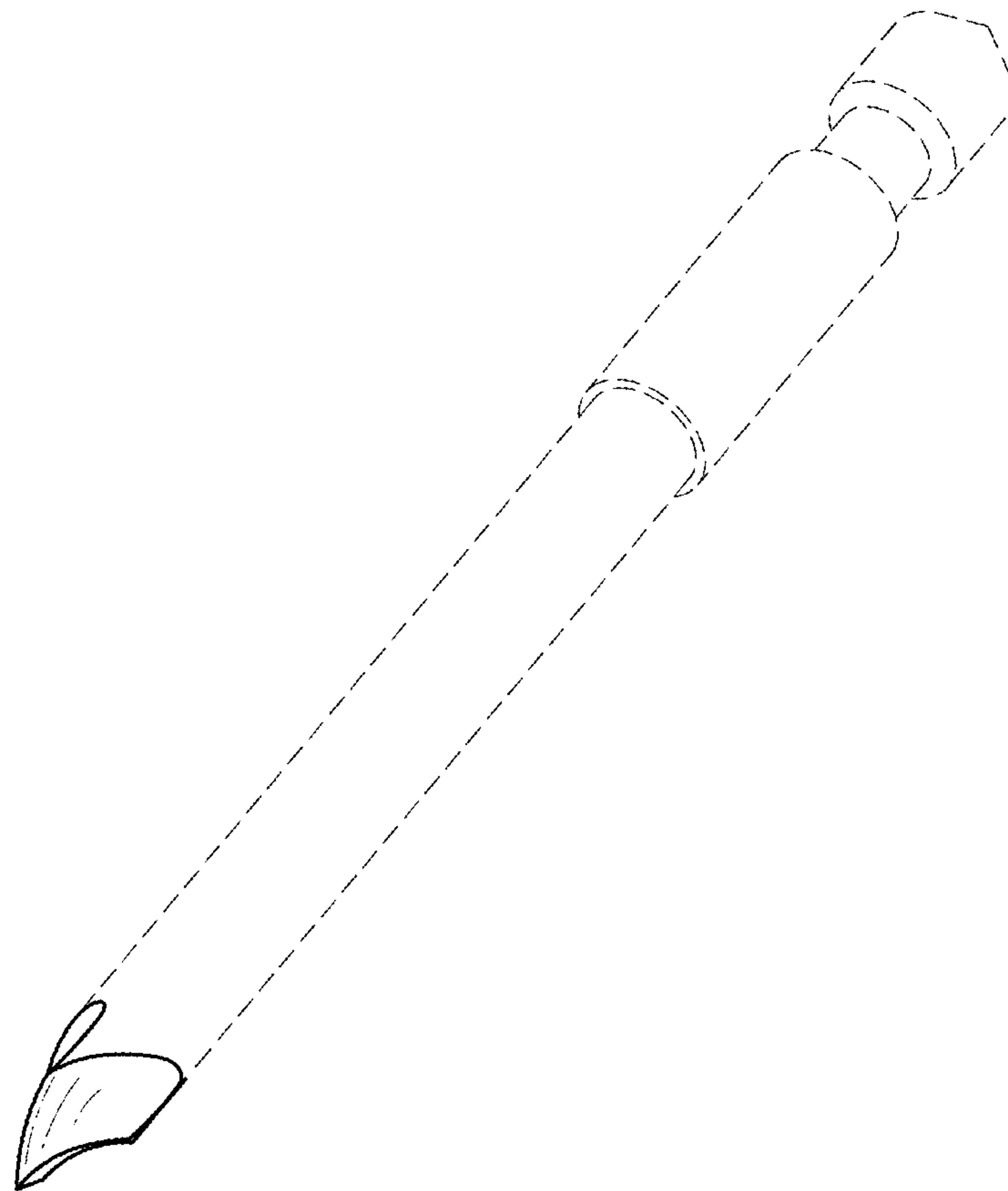
\* cited by examiner



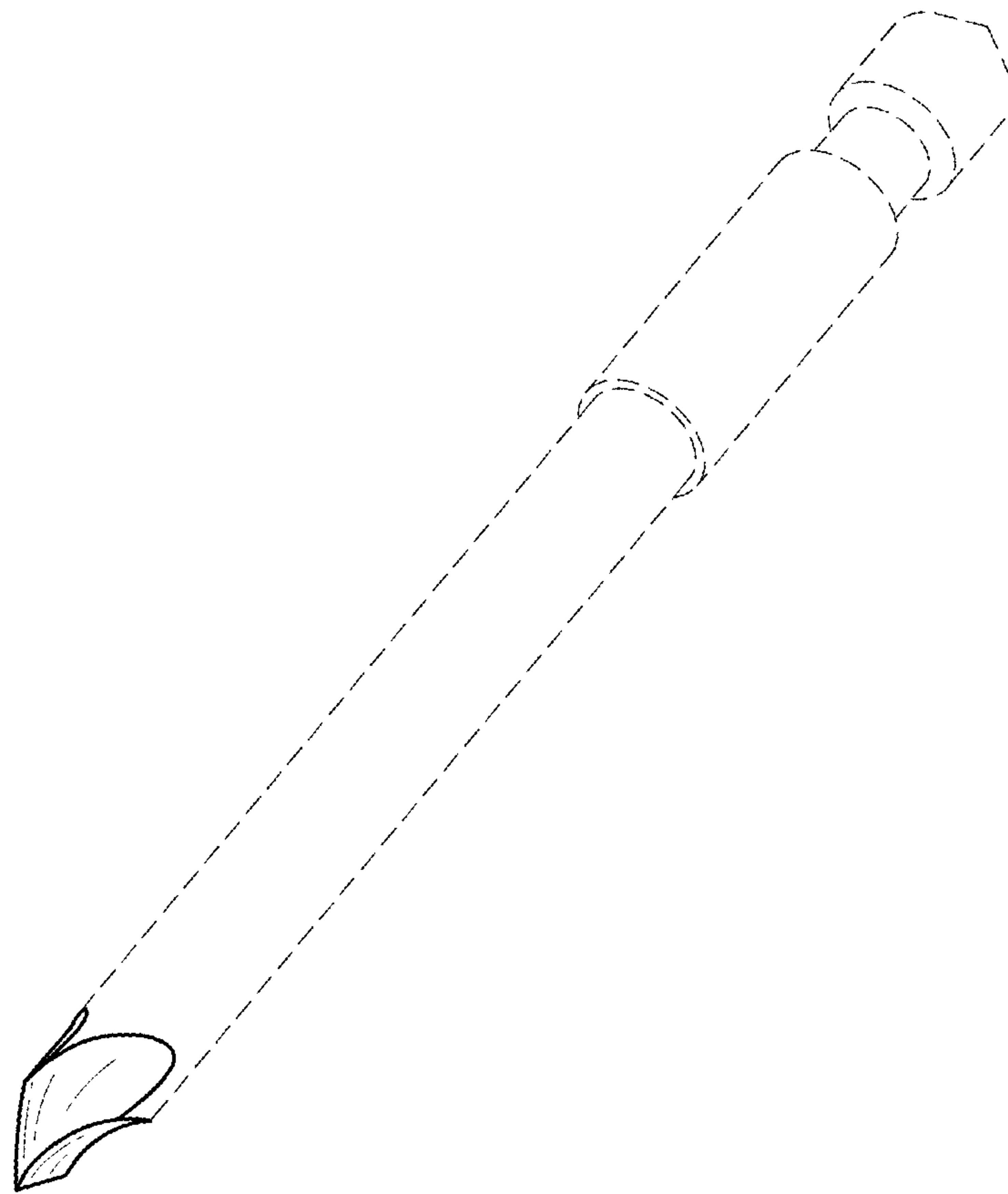
*FIG. 1*



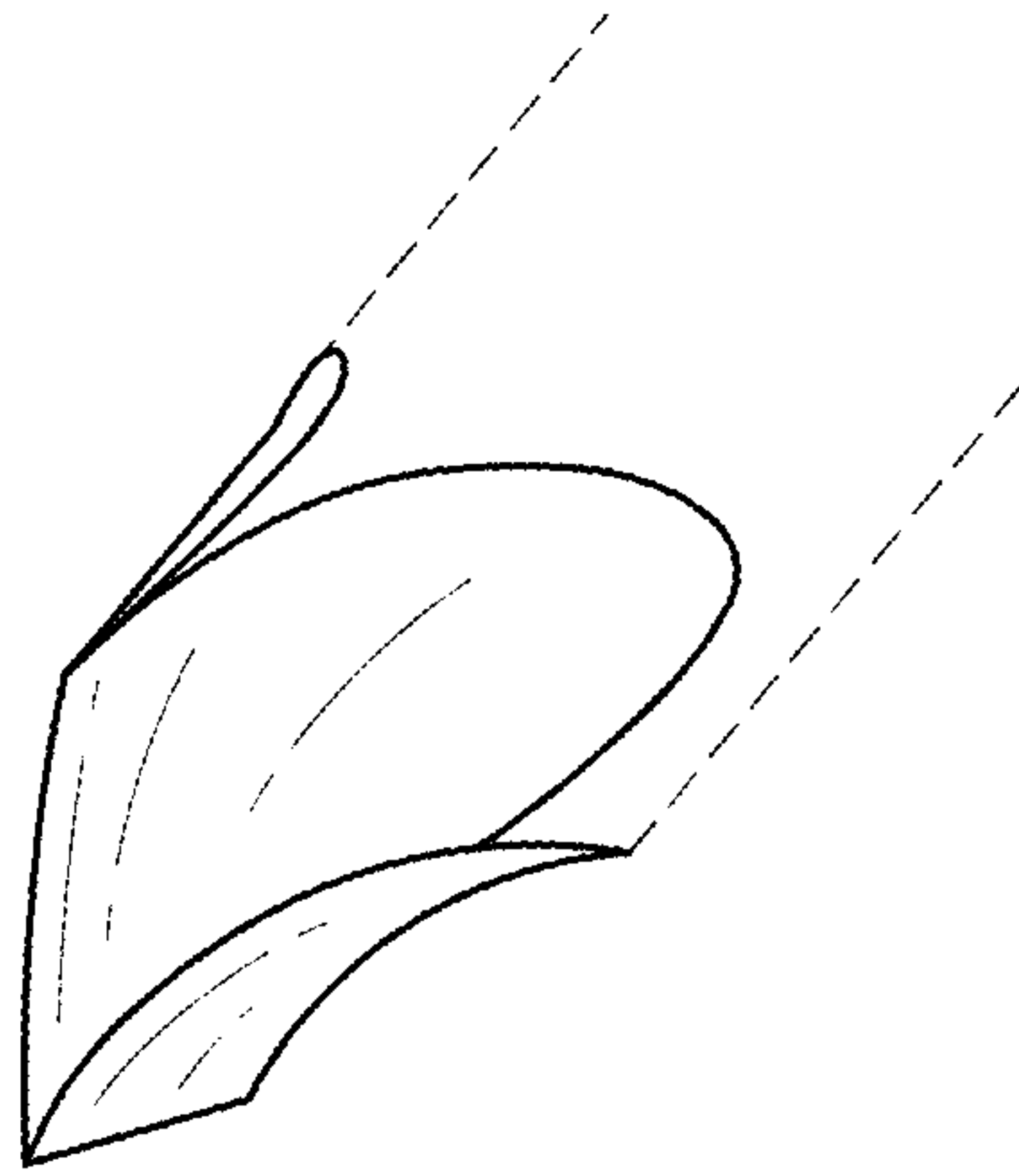
*FIG. 2*



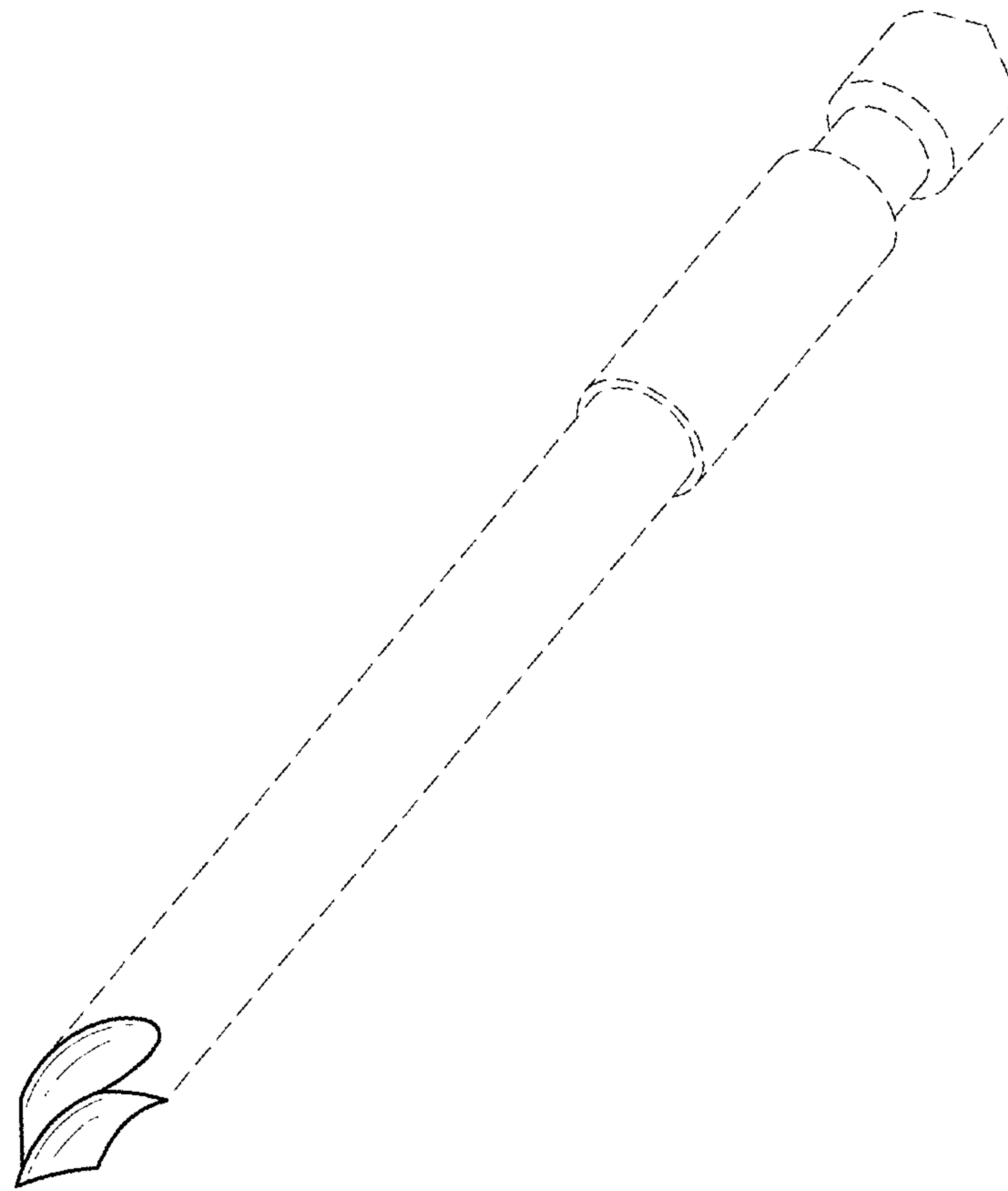
*FIG. 3*



*FIG. 4*

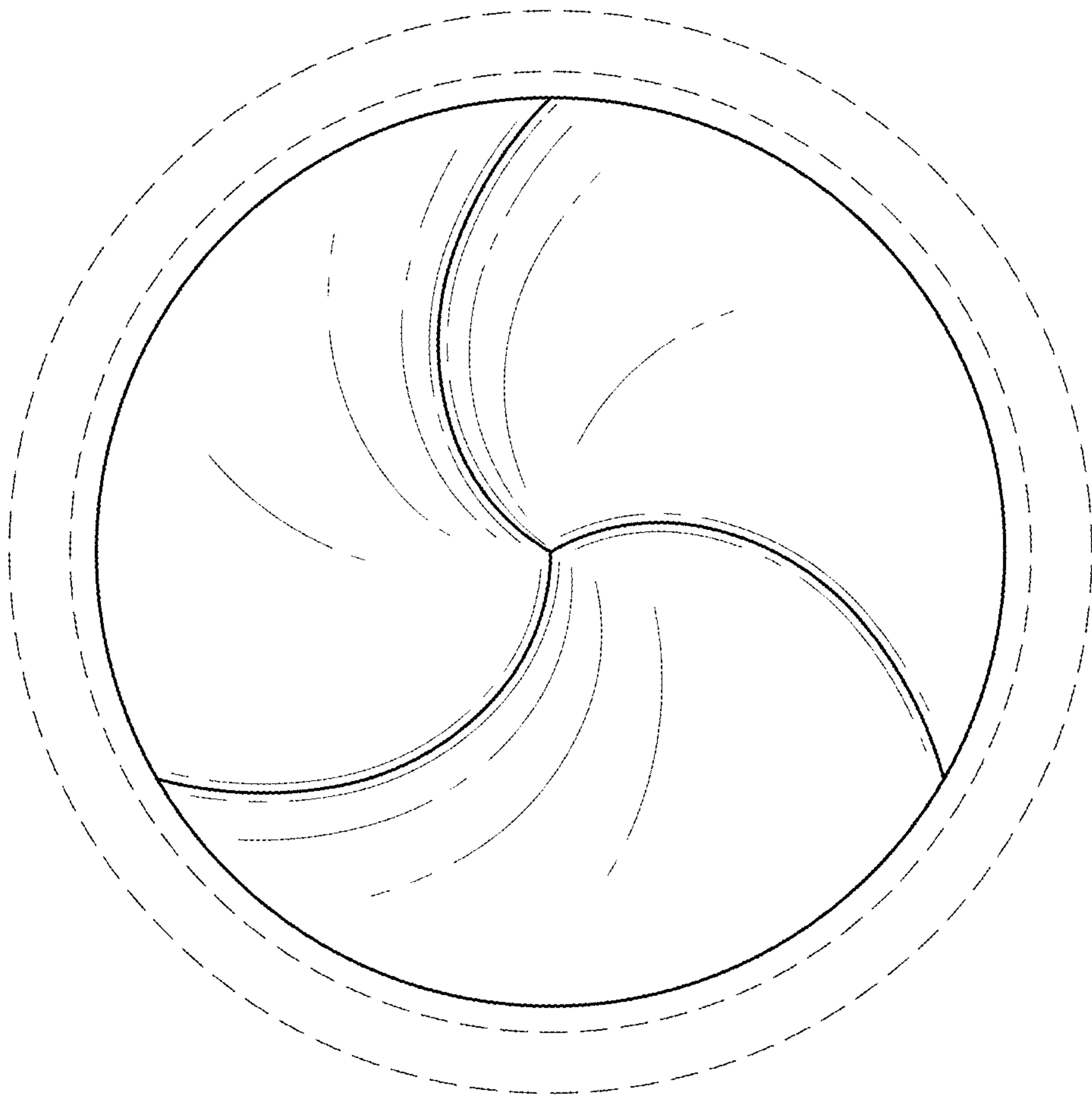


*FIG. 5*



*FIG. 6*





*FIG. 7*