



US00D904208S

(12) **United States Design Patent**
Yoshida

(10) **Patent No.:** **US D904,208 S**

(45) **Date of Patent:** **** Dec. 8, 2020**

- (54) **WATCHCASE**
- (71) Applicant: **Citizen Watch Co., Ltd.**, Nishitokyo (JP)
- (72) Inventor: **Marie Yoshida**, Kodaira (JP)
- (73) Assignee: **Citizen Watch Co., Ltd.**, Tokyo (JP)
- (**) Term: **15 Years**
- (21) Appl. No.: **29/684,331**
- (22) Filed: **Mar. 20, 2019**
- (51) **LOC (12) Cl.** **10-02**
- (52) **U.S. Cl.**
USPC **D10/38**
- (58) **Field of Classification Search**
USPC D10/30-39, 125
CPC G04B 19/04; G04B 19/06; G04B 19/08;
G04B 19/085; G04B 19/10; G04B
19/103; G04B 19/106; G04B 19/12;
G04B 37/1486; G04B 39/002; G04B
39/004; G04B 39/006; G04B 45/0061;
G04B 45/0069; G04B 45/0076; G04B
47/04; G04B 47/042; G04B 47/00
See application file for complete search history.

(56) **References Cited**

U.S. PATENT DOCUMENTS

- 1,978,825 A * 10/1934 Vogt G04B 39/004
368/296
- D395,403 S * 6/1998 Hysek D10/30
- D399,434 S * 10/1998 Monjugawa D10/32
- D415,039 S * 10/1999 Strasser D10/30
- D441,668 S * 5/2001 Dumas D10/39
- D446,130 S * 8/2001 Nakanishi D10/38
- D462,280 S * 9/2002 Cheng D10/39
- D475,934 S * 6/2003 Bulgari D10/30

- D476,582 S 7/2003 Sugiura
- D478,515 S * 8/2003 Sugiura D10/32
- D496,589 S * 9/2004 Perrenoud D10/30
- D545,221 S * 6/2007 Jorst D10/32
- D564,908 S * 3/2008 Chodat D10/38
- D565,970 S 4/2008 Ratajski et al.
- D566,583 S * 4/2008 Holtzman D10/39
- D568,177 S * 5/2008 Lassigne D10/32
- D569,740 S 5/2008 Bodino
- D586,242 S * 2/2009 Schoepfer D10/39
- D588,023 S 3/2009 Lassigne
- D665,276 S 8/2012 Rabassa
- D678,785 S * 3/2013 Rochat D10/39
- D690,210 S * 9/2013 Takahashi D10/32
- D723,946 S * 3/2015 Soares D10/32
- D756,243 S * 5/2016 Giannini D10/32
- D767,412 S * 9/2016 Voirin D10/30
- D782,335 S * 3/2017 White D10/32
- D804,966 S * 12/2017 Inoue D10/30
- D831,509 S * 10/2018 Sasaki D10/39

* cited by examiner

Primary Examiner — Sandra Snapp
Assistant Examiner — Katherine Glennon
(74) *Attorney, Agent, or Firm* — RatnerPrestia

(57) **CLAIM**

The ornamental design for a watchcase, as shown and described.

DESCRIPTION

FIG. 1 is a perspective view of a watchcase showing my new design;
FIG. 2 is a front elevational view thereof;
FIG. 3 is a left side elevational view thereof;
FIG. 4 is a right side elevational view thereof;
FIG. 5 is a rear elevational view thereof;
FIG. 6 is a top plan view thereof; and,
FIG. 7 is a bottom plan view thereof.

1 Claim, 5 Drawing Sheets




FIG. 1



FIG. 2



FIG. 3




FIG. 4




FIG. 5



FIG. 6




FIG. 7

